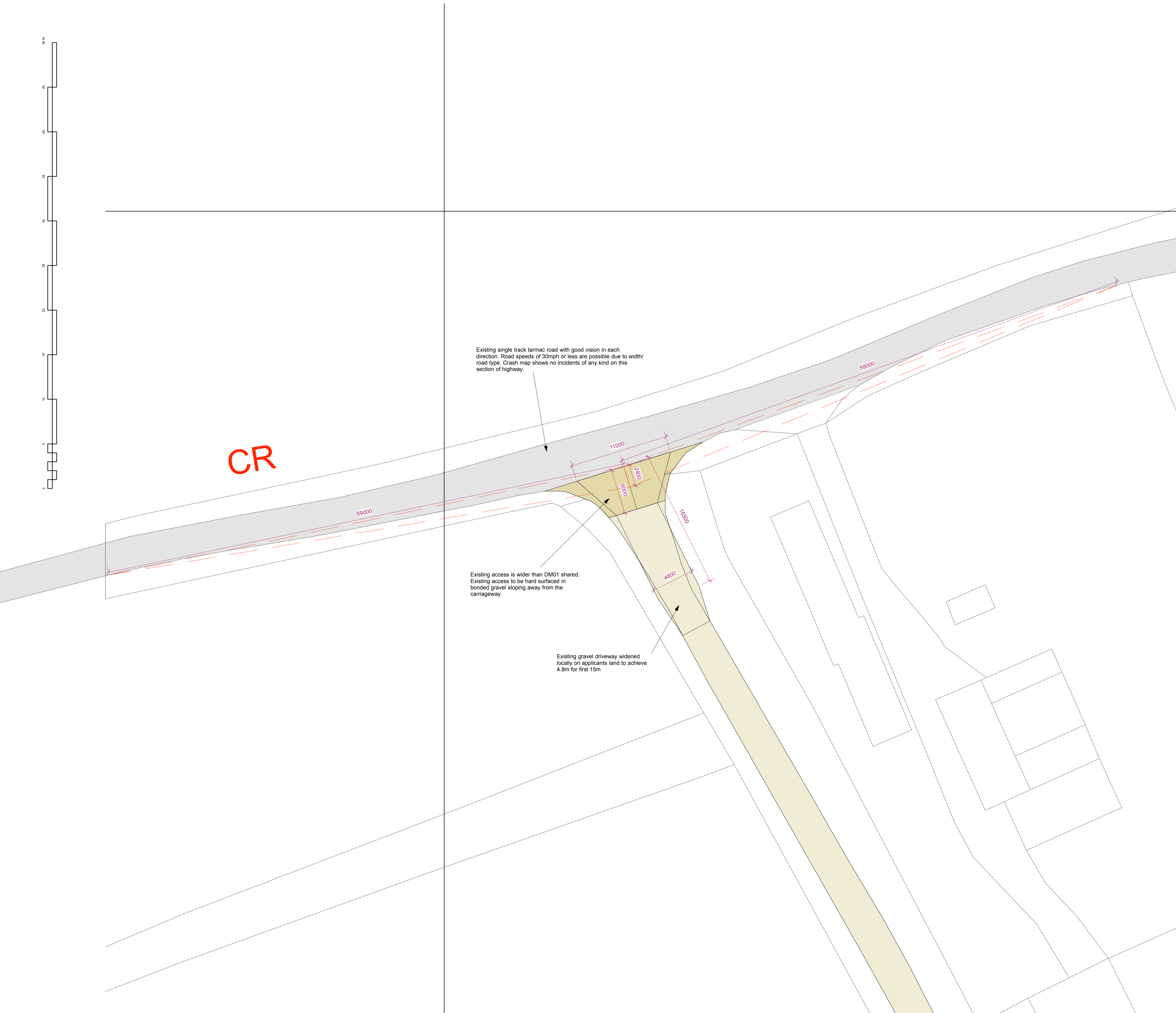
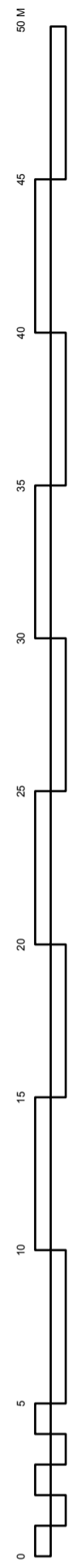
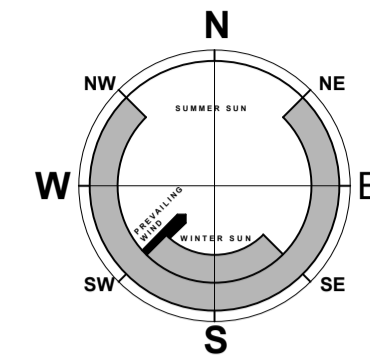


General Notes
 1. Do not scale this drawing. All dimensions to be as noted. Contractor to check all dimensions on site before carry out works.
 2. This drawing is for the private and confidential use of the client for whom it was undertaken and it should not be reproduced in whole or in part or relied upon by third parties for any use without the express written authority of Beech Architects Limited.



Rev

Beech ARCHITECTS
 Church Farm Barn
 The Street
 Thorndon
 Suffolk
 IP23 7JR
 enquiries@beecharchitects.com
 01379 678442

CLIENT
 Mark and Trudie Beckham

PROJECT
 Southolt Hall Barn
 Southolt Road
 Southolt
 Eye
 IP23 7TN

DRAWING
 Proposed Access

SCALE	DATE	DRAWN BY	CHECKED
1:200 @ A1	August 2020	HF	
DRAWING NUMBER	JOB NUMBER	STATUS	REV
11	503	Not For Construction	

This drawing is copyright and remains the property of Beech Architects Ltd. Original size A1. Scale shown will be incorrect if reproduced in any other format. All dimensions to be checked on site.