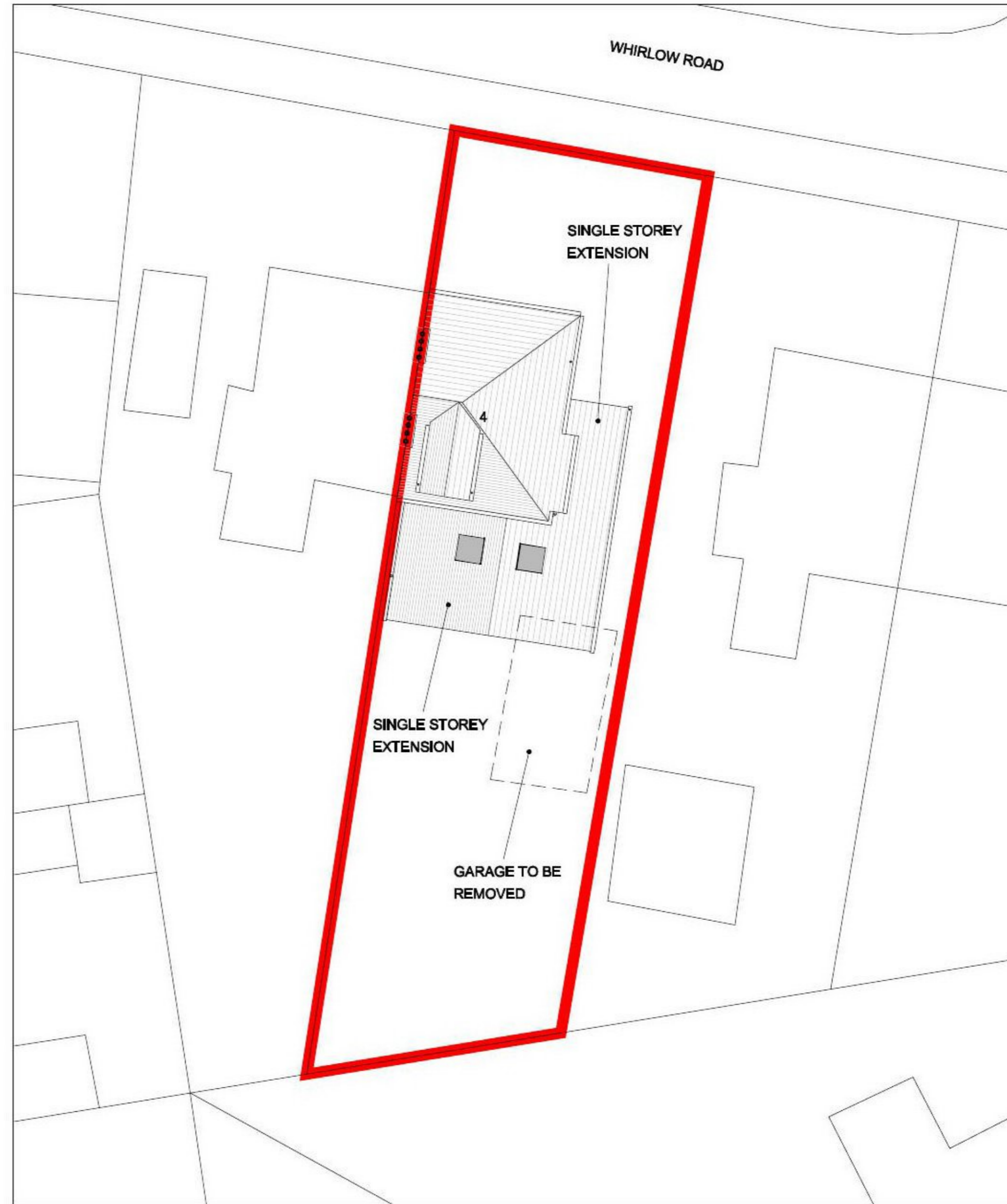





Location Plan

Scale 1:1250

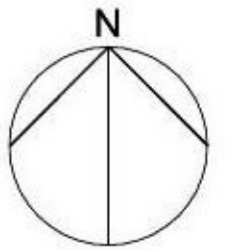


Block Plan

Scale 1:250



- Notes**
1. This Drawing is copyright, reserved and remains the property of xl-design.uk
 2. The Contractor and his subcontractors/suppliers are to verify all dimensions and levels on site before making fabrication drawings or commencing manufacture.
 3. Do not scale this Drawing, only use figured dimensions. The Contractor is to bring to the notice of the Client any discrepancies contained in this Drawing prior to work commencing. Where required this drawing to be read in conjunction with all relevant design drawings and specifications.
 4. All work to conform to the relevant British Standards.



rev	description	by	chkd	date

client
Mr & Mrs McDonald

project
**4 Whirlow Road
Baillieston, G69 6LD**

title
Location and Block Plan

Prepared by:
x1 design
www.xl-design.uk

issue status
Planning

drawn	checked	date
McG	McG	21.07.21
scales as noted		sheet size A3
Drawing Number	PL-WR-01	Revision
		-