

**Notes**

1. ALL DIMENSIONS ARE IN MILLIMETRES AND LEVELS IN METRES.
2. THIS DRAWING TO BE READ IN CONJUNCTION WITH RELEVANT ARCHITECT'S AND ENGINEER'S DRAWINGS AND SPECIFICATIONS.

Rev.	Date	By	Details of Revision
P1	19.05.2021	ST	

Client: MR P SEERAY

Address: 10 BLENDON DRIVE, BEXLEY, DAs 3AB

Project: SINGLE STOREY REAR EXTENSION

Title: GROUND FLOOR PLAN

**DESIGN TEAM**

8 FARM VALE, BEXLEY, DAs INJ

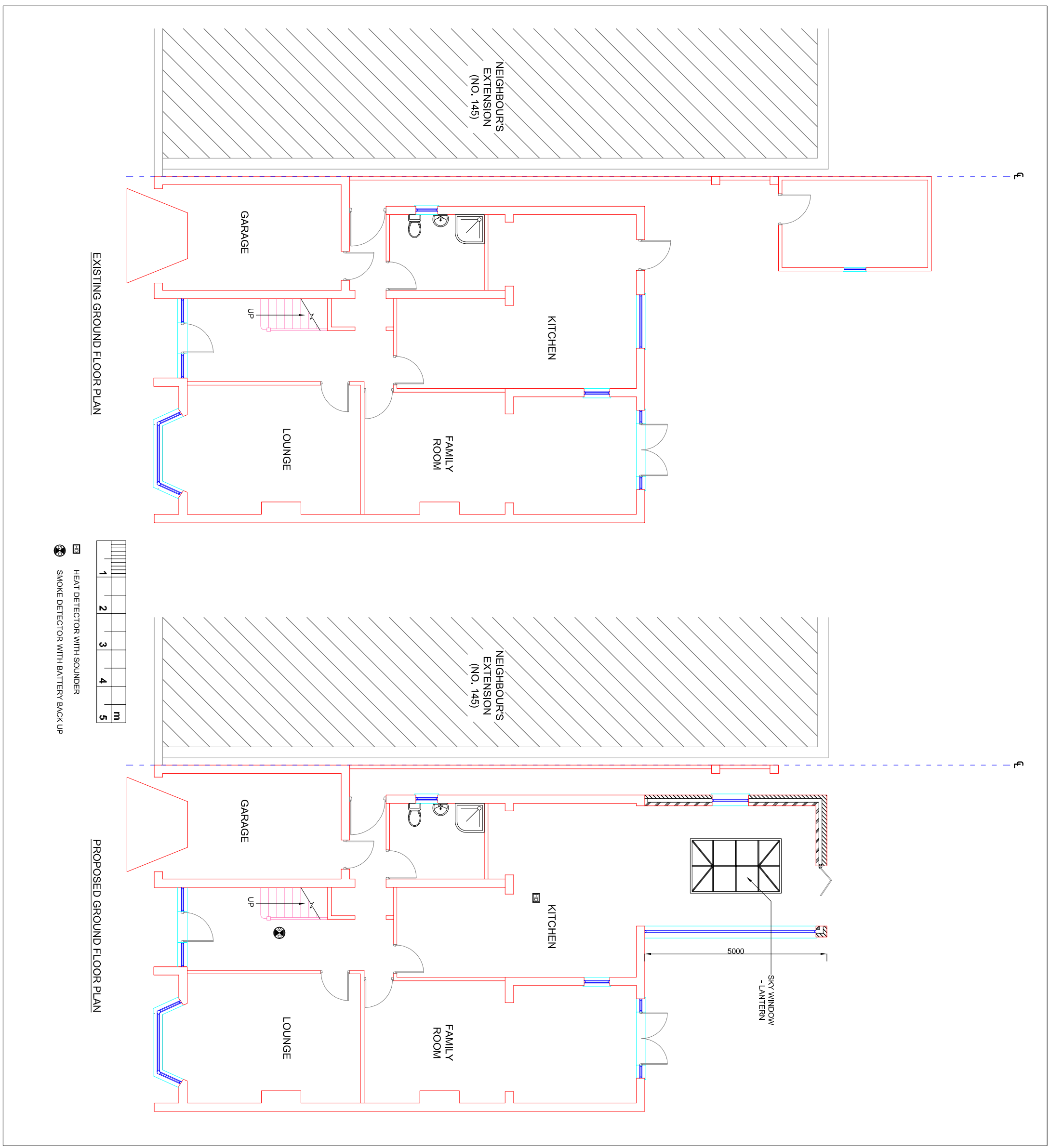
ARCHITECTURAL/CIVIL & STRUCTURAL ENGINEERS



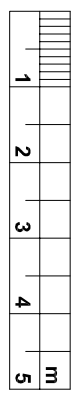
Status: **PRIOR NOTIFICATION**



Drawn by	A3@Scales 1:100		
Date	Eng.	Chk.	App'd.
MAY 2021			
File Ref.			

Drawing No.	Sheet No.
01/DT/05/2021	1



EXISTING GROUND FLOOR PLAN



-  HEAT DETECTOR WITH SOUNDER
-  SMOKE DETECTOR WITH BATTERY BACK UP

PROPOSED GROUND FLOOR PLAN