

GENERAL NOTES

REQUIRES POWER FOR INTERNAL LIGHTING

LUMINANCE TO BE 500Cd/m2 WITHIN SIGNAGE

CONTRACTOR TO ADVISE ON STRUCTURAL REQUIREMENTS FOR SIGN

ALL POWDER-COATING TO BE AT 60% SHINE

IMPORTANT:

ONLY SCALE FOR PLANNING PURPOSES.

ALL DIMENSIONS SHOWN ARE FOR REFERENCE ONLY, AND SHOULD BE VERIFIED ON SITE BY THE PRINCIPLE CONTRACTOR.

COPYRIGHT:

THIS DRAWING AND THE DETAILS HEREIN ARE THE COPYRIGHT OF TIM HORTONS UK & IRELAND LIMITED AND MUST NOT BE REPRODUCED, ALTERED OR PASSED TO ANY THIRD PARTY WITHOUT PRIOR WRITTEN CONSENT.

THE CONTRACTOR TO ADVISE ON ALL DETAILS AND ENSURE STABILITY AND STRENGTH OF CONSTRUCTION. THE CONTRACTOR TO PROVIDE SETTING OUT AND ROD DRAWINGS FOR APPROVAL PRIOR TO CONSTRUCTION.

THE CONTRACTOR TO CHECK ALL DIMENSIONS ON SITE AND RELATE TO THESE DRAWINGS. THE CONTRACTOR TO REPORT ANY DISCREPANCIES TO DESIGNERS PRIOR TO CONSTRUCTION.

ALL SERVICES TO LOCAL AUTHORITIES, BICO AND ENVIRONMENTAL HEALTH REQUIREMENTS, AND TO SERVICE ENGINEERS DETAILS. ALL STRUCTURE TO STRUCTURAL ENGINEER'S DETAILS AND LOCAL AUTHORITIES AND BICO REQUIREMENTS.


ALL CONSTRUCTION AND MATERIALS TO COMPLY WITH CURRENT BUILDING AND FIRE REGULATIONS.

THE CONTRACTOR SHALL COMPLY WITH THE CON 94 REGULATIONS FIRE PRECAUTIONS, CODE OF PRACTICE FOR THE PREVENTION OF FIRES ON CONSTRUCTION SITES AND BUILDINGS UNDERGOING REFURBISHMENT, HEALTH & SAFETY AT WORK REGULATIONS 1974.

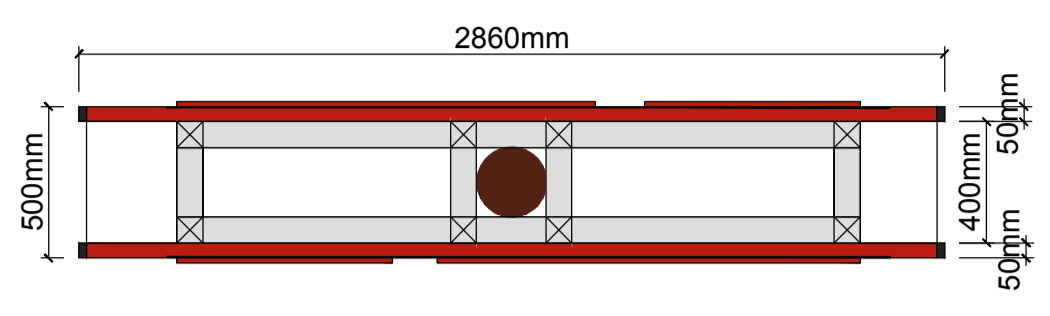
CODE OF WELFARE CONDITIONS AS OUTLINED IN THE NATIONAL WORKING RULE AGREEMENT FOR THE BUILDING INDUSTRY AND ANY STATUTORY RULES AND ORDERS RELATING TO THE PROVISION AND MAINTENANCE OF WELFARE AND SAFETY MEASURES AND AMENITIES FOR ALL WORK PEOPLE EMPLOYED ON SITE.

CONTRACTOR TO ENSURE, WHERE APPLICABLE, THAT ALL LANDLORDS GUIDELINES / REQUIREMENTS ARE MET.

WHERE DRAWING HAVE BEEN ISSUED AS DXF, DWG OR OTHER ELECTRONIC MEANS, THE DESIGNER CANNOT BE HELD RESPONSIBLE FOR THE ACCURACY OF THE DATA WITHIN YOUR CAD SYSTEM AFTER TRANSFORMATION. THE RECIPIENT IS ADVISED TO USE THE TRANSLATED DATA ONLY AS BACKGROUND FOR DRAWING PURPOSES.



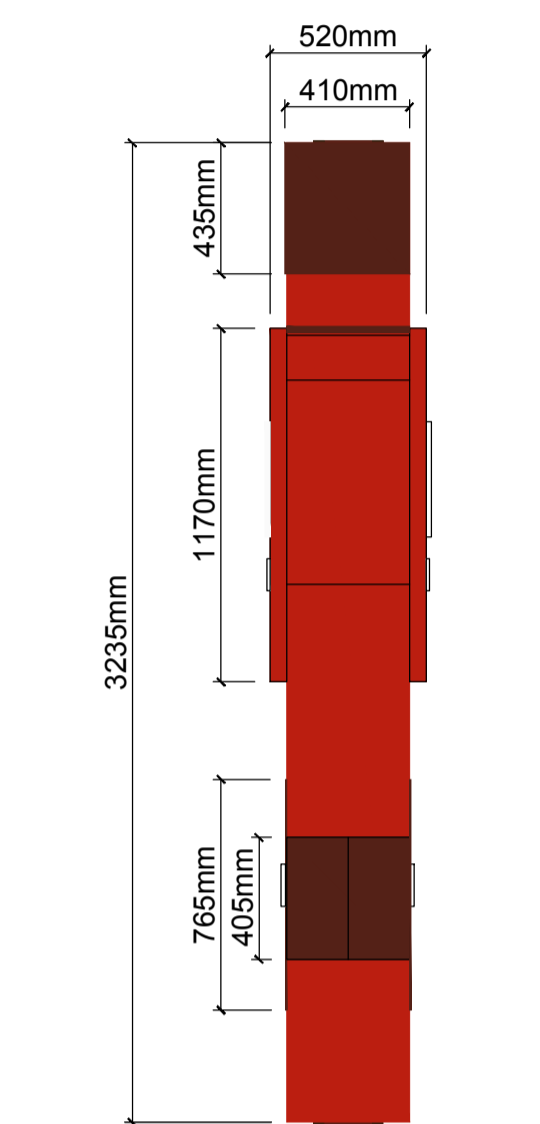
1 PLAN
Scale: 1:50



5 SECTION A-A
Scale: 1:50



2 FRONT ELEVATION
Scale: 1:50

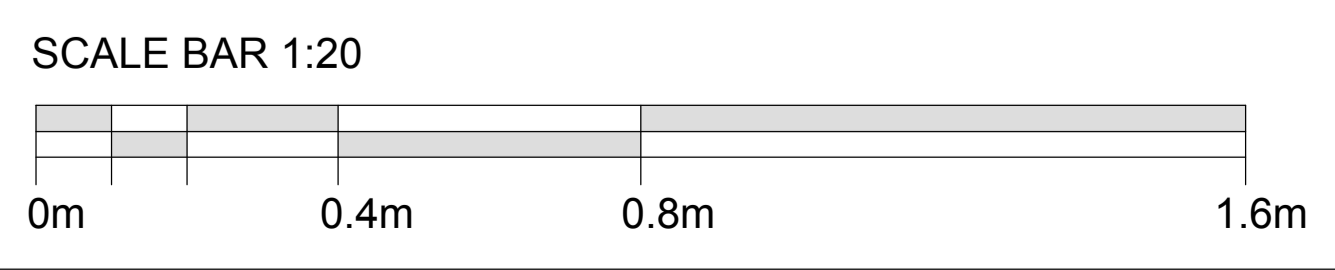
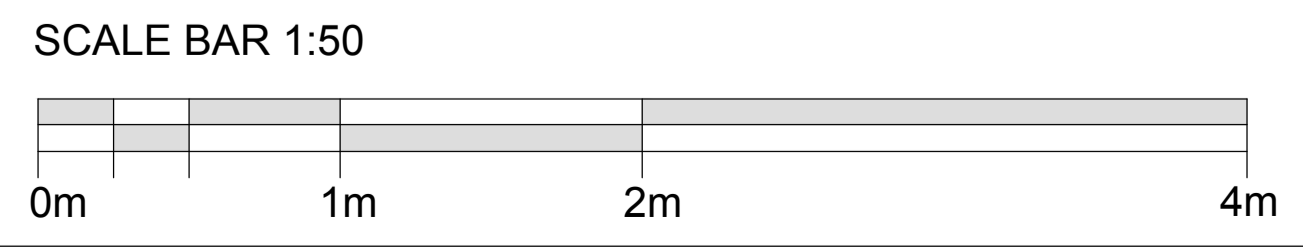


3 SIDE ELEVATION
Scale: 1:50



4 DETAIL 1 - LOGO LOCK UP
Scale: 1:20

- ALUMINIUM CAP, POWDER COATED BROWN TO MATCH RAL 8017.
- ALUMINIUM TRIM POWDER-COATED BROWN TO MATCH RAL 8017.
- ILLUMINATED PANEL. RED ACRYLIC FRONT FACE TO MATCH PANTONE 186C. INTERNALLY ILLUMINATED.
- ALUMINIUM OVAL TRIM AND RETURNS POWDER-COATED RED TO MATCH RAL 3020.
- ILLUMINATED WHITE ACRYLIC LETTERS FLUSH WITH RED FASCIA PANEL.
- ILLUMINATED PANEL. RED ACRYLIC FRONT FACE TO MATCH PANTONE 186C. INTERNALLY ILLUMINATED.
- ILLUMINATED PANEL. RED ACRYLIC FRONT FACE TO MATCH PANTONE 186C. INTERNALLY ILLUMINATED.
- ILLUMINATED PANEL. RED ACRYLIC FRONT FACE TO MATCH PANTONE 186C. INTERNALLY ILLUMINATED.
- ILLUMINATED PUSH THROUGH WHITE ACRYLIC LETTERS FLUSH WITH FRONT FASCIA PANEL.
- ALUMINIUM WRAP-AROUND TRIM, POWDER COATED BROWN TO MATCH RAL 8017.
- ILLUMINATED PANEL. RED ACRYLIC FRONT FACE TO MATCH PANTONE 186C. INTERNALLY ILLUMINATED.
- 230mm DIAMETER STRUCTURAL METAL POST APPROX 9m HIGH FINISHED TO MATCH RAL 8017.



TO BE READ IN CONJUNCTION WITH STRUCTURAL BASE DRAWINGS AND CALCULATIONS

REV	DESCRIPTION	DATE	NAME
	DRAWING STATUS		PLANNING
<i>Tim Hortons</i>			
FORTUNE HOUSE, CRABTREE OFFICE VILLAGE, EVERSLEY WAY, EGHAM, TW20 8RY			
Project Name LEICESTER GROVE FARM TRIANGLE			
Format DRIVE THRU			
Title SIGNAGE DTS 1			
Site Address Grove Farm Triangle Lubbesthorpe Way Leicester LE19 1WW			
Drawing No. 0069-AD-03			Rev. -
Date	27/05/2021	Scale	1:20/50 @ A3
Drawn by	LK	Scale Bar	
Issued	28/05/2021		
DO NOT RESCALE THIS DRAWING			