



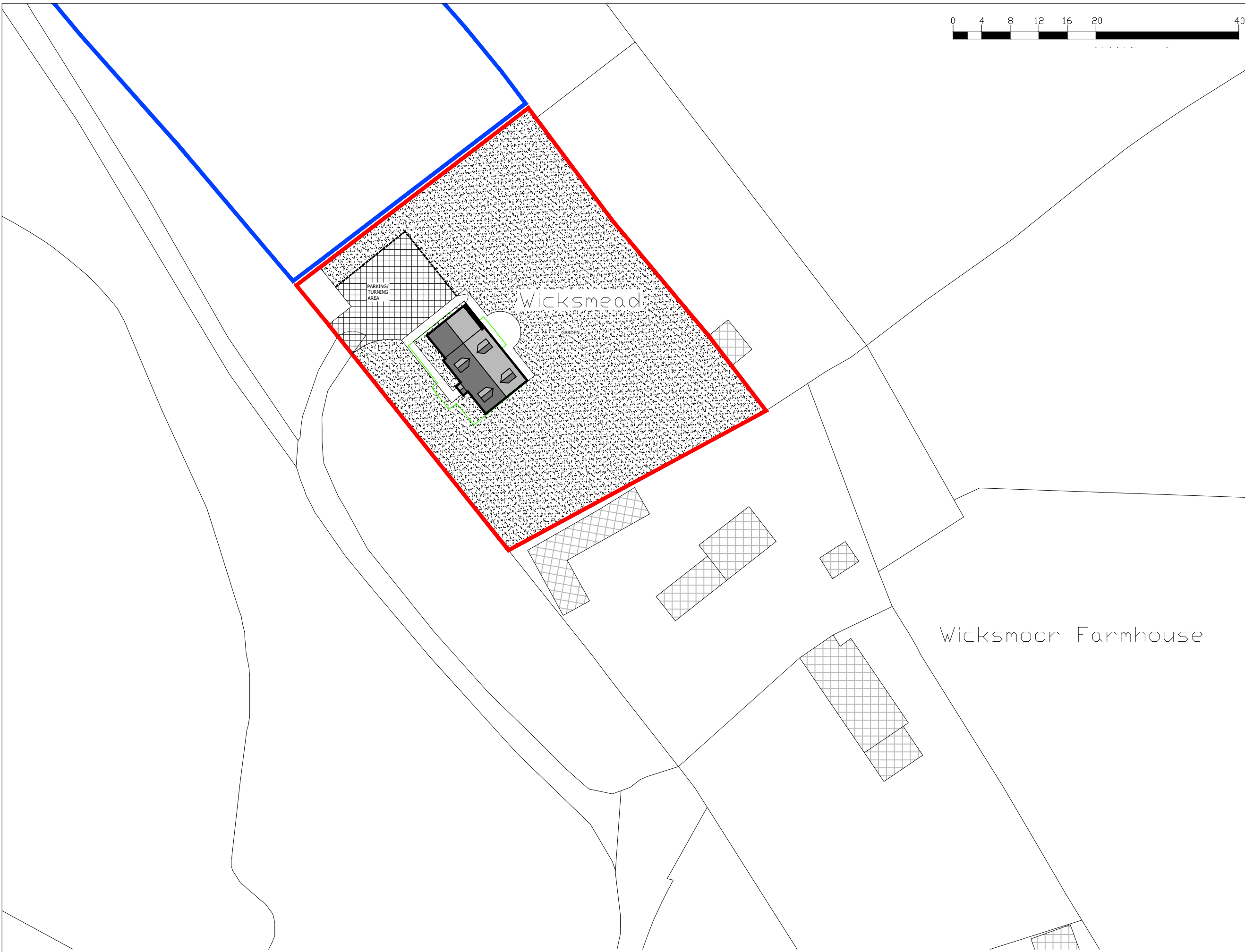


© This drawing, its contents, and all information contained therein is protected by copyright to Welsh Oak Frame Ltd. Its not to be used by third parties without written consent from Welsh Oak Frame Ltd.



MATERIALS TO BE AGREED WITH LA

-  SURFACE 1
-  SURFACE 3 MAIN ACCESS AREAS
-  GRASS
-  1.2M POST & RAIL ESTATE FENCING



Wicksmoor Farmhouse

Wicksmead

PARKING/
TURNING
AREA

GARDEN

Project Title:
**WICKSMEAD, PENN
COMMON BRAMSHAW. SO43 7JL**

Drawing Title:
SITE PLAN

Client:
MR & MRS PARKS

Scale: 1:500 @ A3	Date: SEPT 20	Drawn by: OE
-----------------------------	-------------------------	------------------------

Job No: W200 269	Drawing No: SK10	Rev: D
----------------------------	----------------------------	------------------