

9 Prescott Street - Planning Condition 03

Chamber Street Entrances

- New glazed building entrance and office entry screens are proposed at ground level of Chamber Street, expanding on the existing condition and creating greater street presence and transparency.
- The reconfiguration of entrances and service/delivery results in new louvre/shutter doors to a refuse store and loading bay (reduced in scale from existing), integrating within the existing masonry warehouse facade



PROPOSED CHAMBER STREET FACADE



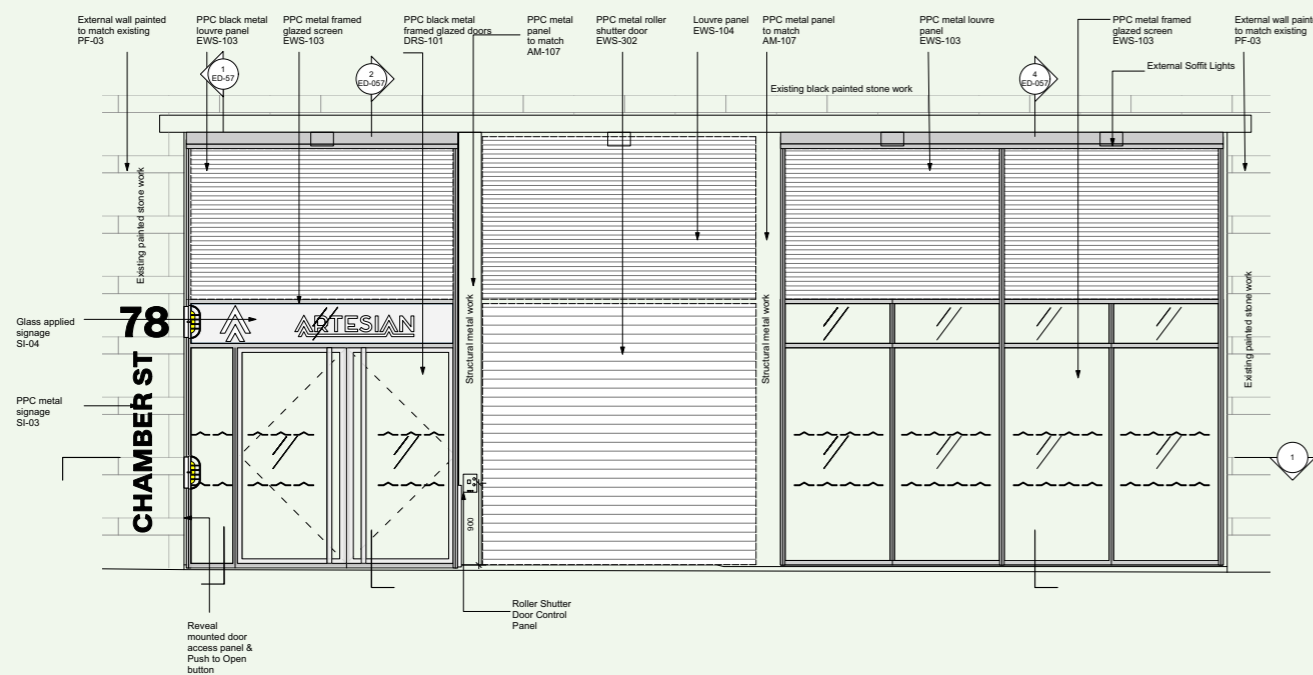
EXISTING CHAMBER STREET BUILDING ENTRANCE

9 Prescott Street - Planning Condition 03

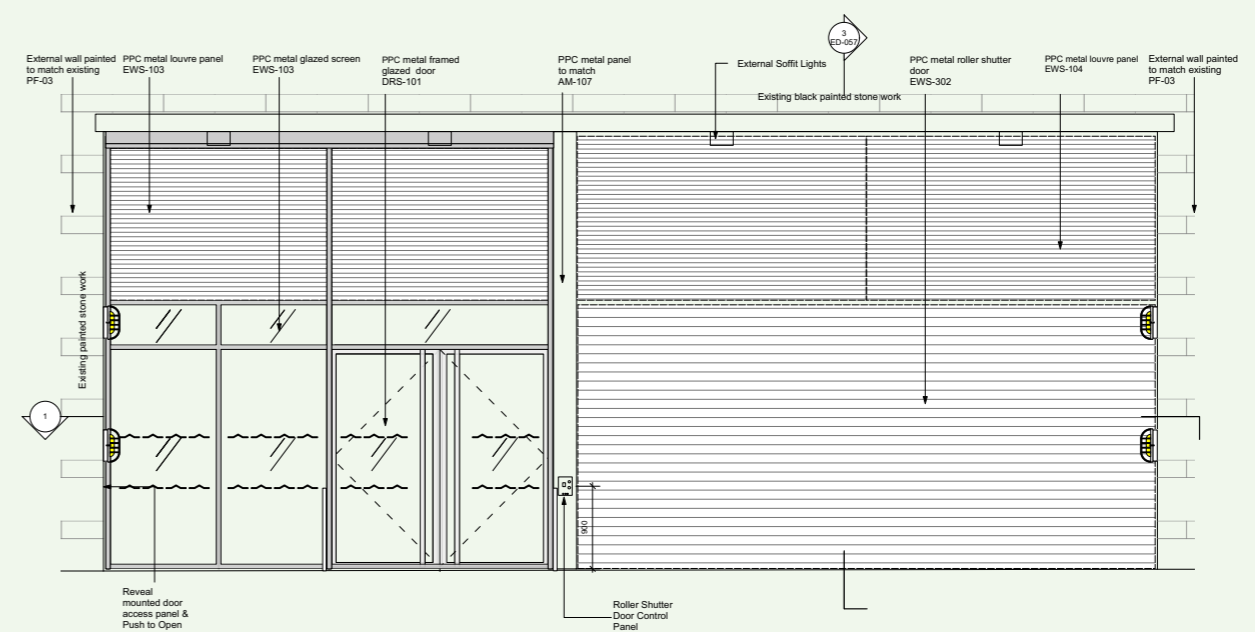
Proposed Glazed Screen/Door Systems

- The new interventions are comprised of 2 main components which are applied uniformly responding to the use/functions:
 - glazed metal frame curtain wall screen, with structural glazed integral doors and integrated louvre above - Schueco FWS 50HI with ADS 70HD SG doors, Renson Linius L.033 slimline continuous louvre
 - metal roller shutter doors to service bays with integrated louvre panels above.

The proposed systems have been selected and detailed to respect the existing look and feel, with emphasis on integrated facade elements to create clean lines in addition to the greater transparency.



PROPOSED CHAMBER STREET BUILDING ENTRANCE SCREENS / LOADING BAY

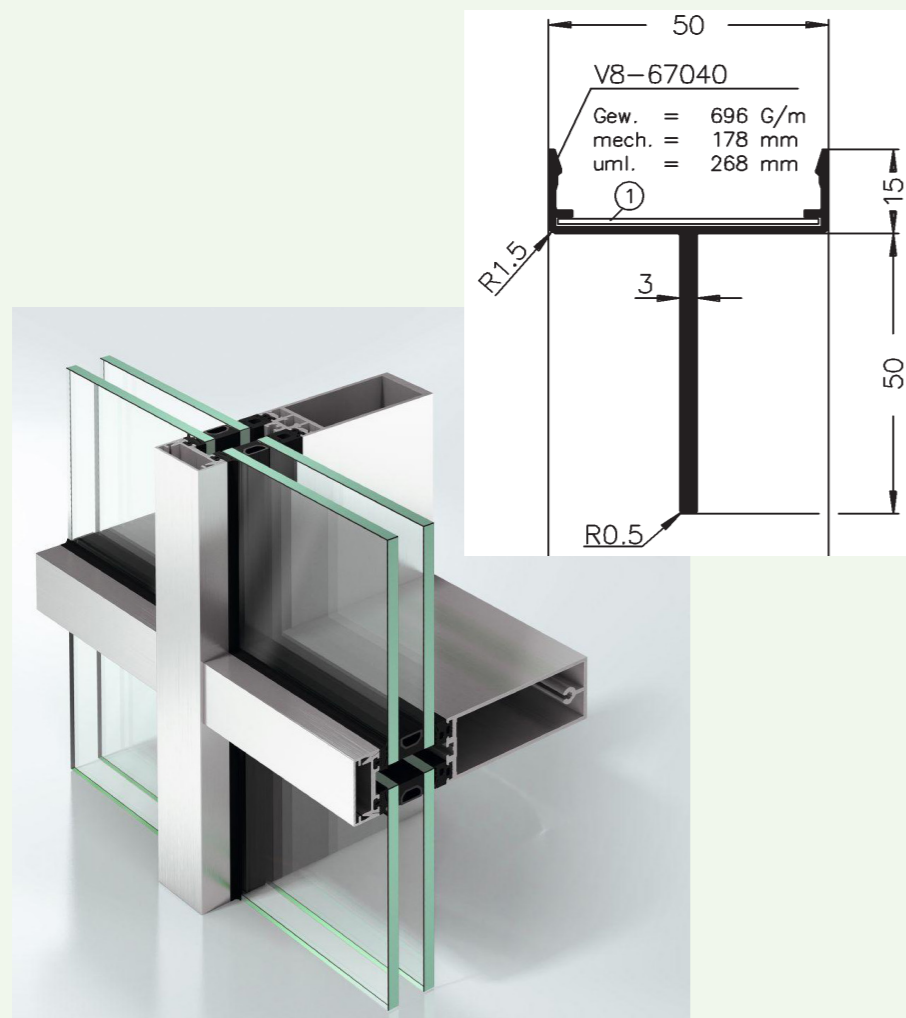


PROPOSED CHAMBER STREET OFFICE ENTRANCE SCREEN / REFUSE STORE BAY

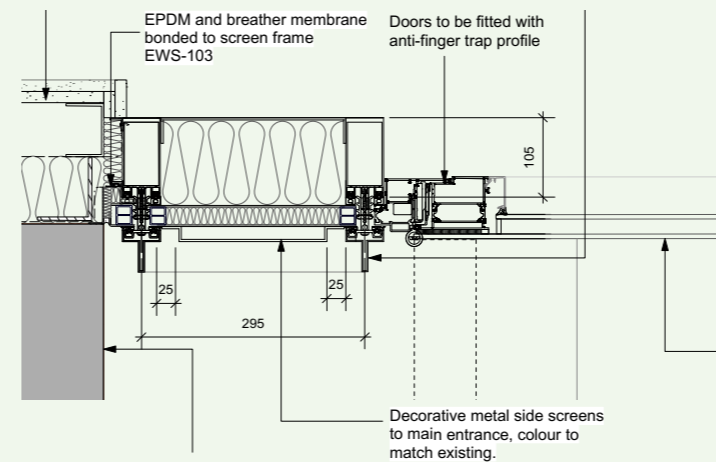
9 Prescott Street - Planning Condition 03

Proposed Entry Screens - Details

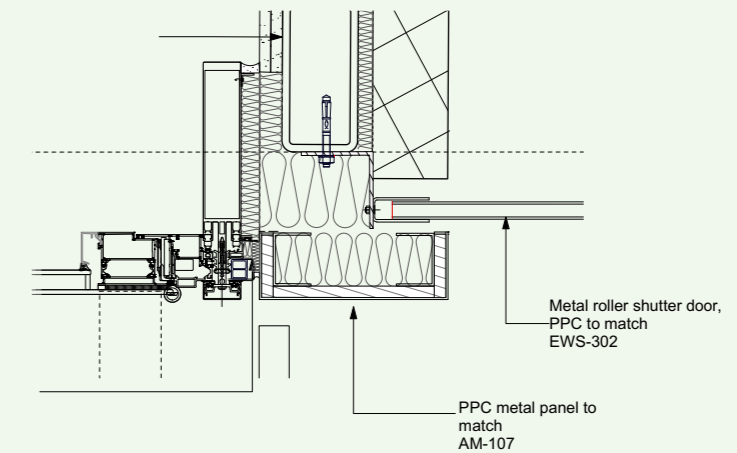
- The glazing frames on Prescott Street will have an external fin cap profile applied to tie in with the fenestration of the main facade windows, framing the decorative side panels.
- Sample details below illustrate both the Prescott and Chamber Street entry screens/ interfaces (see appendix for full detail drawings), working within the existing masonry reveals.




STANDARD SCHUECO AWS 65WF WINDOW PROFILE :
EXTERNAL FIN CAPPING PROFILE CLIPPED TO SYSTEM FRAME PROFILE



TYPICAL PLAN DETAIL - PRESCOT ST ENTRY SCREEN



TYPICAL PLAN DETAIL - CHAMBER ST ENTRY SCREENS



PROPOSED BRONZE PPC FINISH TO PRESCOT STREET
MANUFACTURER : TIGER - DRYLAC POWER COATINGS
PRODUCT : 068/60306 MT/MET



PROPOSED ANTHRACITE PPC FINISH TO CHAMBER STREET
MANUFACTURER : TIGER - DRYLAC POWER COATINGS
PRODUCT : 029/73570 MT/GL - RAL 7016

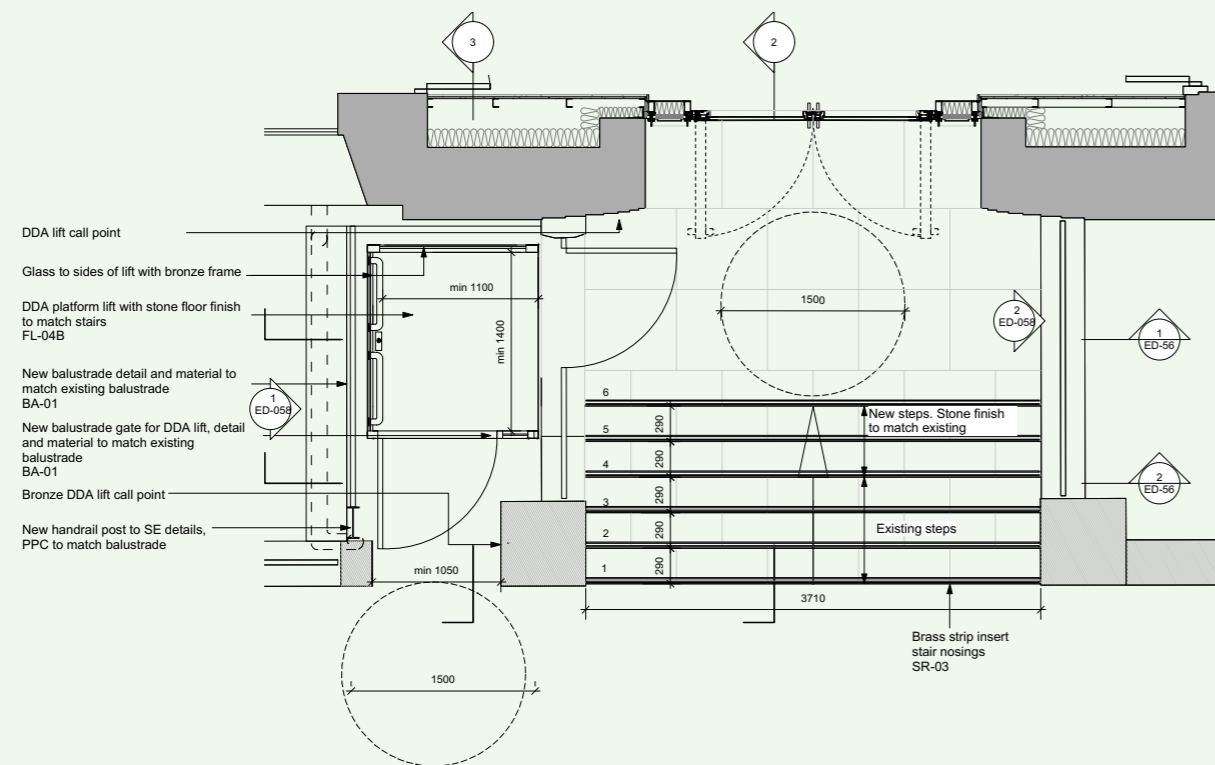
External Lift

3.0 - DDA ACCESS LIFT & BOUNDARY WALL

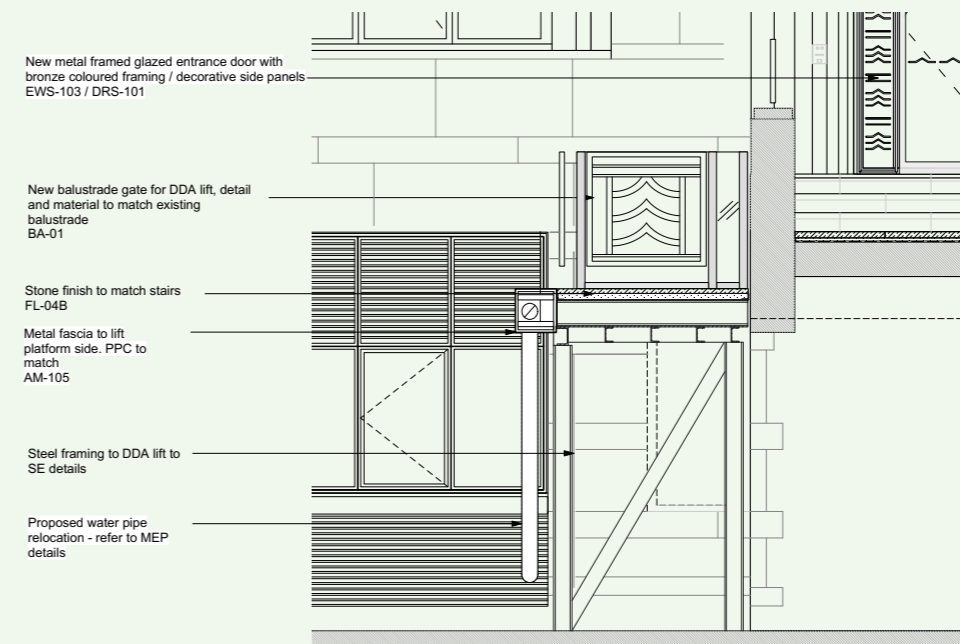
9 Prescott Street - Planning Condition 03

Prescot Street DDA Lift

- An unsightly access ramp is removed from the Prescot St lightwell and replaced by an external DDA lift adjacent to the entry steps, accessed from pavement level
- The existing wall curtilage is repaired with balustrading to match existing and all refurbished with new bronze PPC coatings.
- The low height lift enclosure is glazed with a decorative metal overpanel, detailed to match the fenestration of the existing facade metalwork and finished in bronze PPC



PROPOSED NEW PRESCOT STREET DDA LIFT

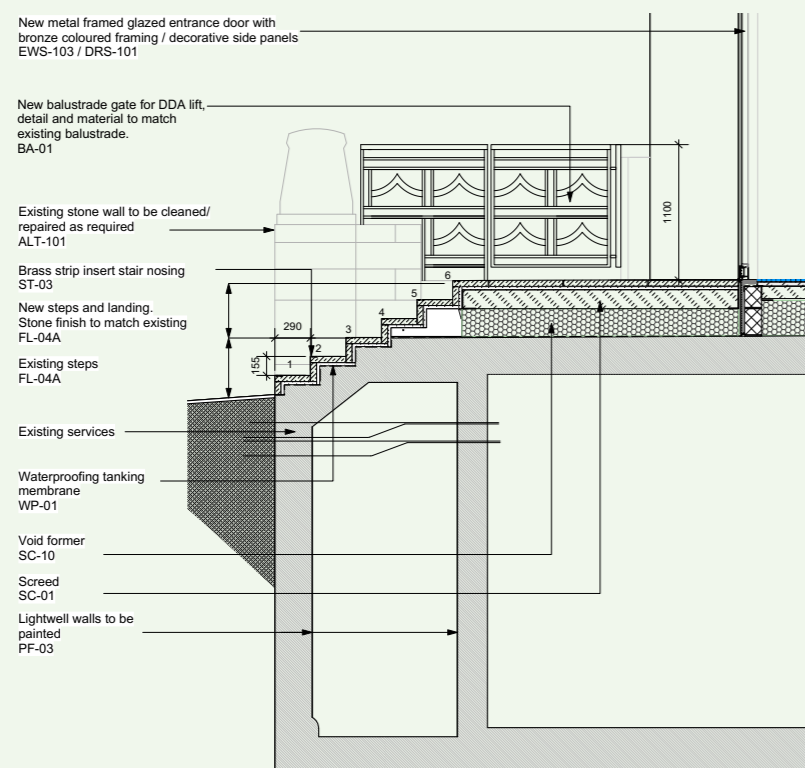


DDA LIFT PLATFORM AND METAL CLAD FACINGS


9 Prescott Street - Planning Condition 03

Proposed Glazed Screen/Door Systems

- The entrance steps are extended from 3 to 6 risers to provide level access from external to internal floor level, all paving finishes are replacing with a Portuguese granite matching the existing stone paving
- With increased height new metal balustrades are provided either side of the entrance on top of the stone walls, matching the external language of 1 Prescott Street. The new metalwork sections will be to match the existing boundary balustrades and finished with a bronze PPC coating throughout.



PROPOSED CHAMBER STREET BUILDING ENTRANCE SCREENS / LOADING BAY



PROPOSED BRONZE PPC FINISH TO METALWORK
MANUFACTURER : TIGER - DRYLAC POWER COATINGS
PRODUCT : 068/60306 MT/MET



NEW GRANITE STEPS / LANDING COVERING
MANUFACTURER : MARSHALLS
PRODUCT : LEDA GRANITE - FLAMED

Appendix

ARCHITECTURAL DRAWINGS



1 Prescott Street

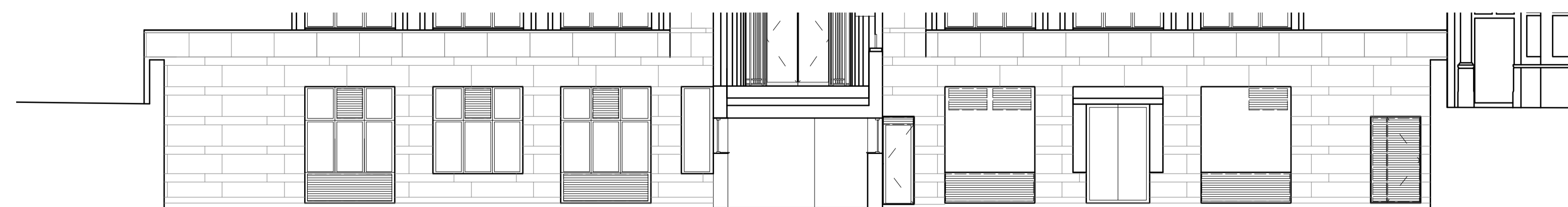
9 Prescott Street

15 Prescott Street

16 Prescott Street

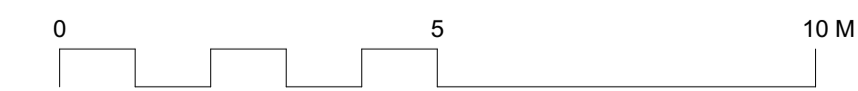
2
EE-001

1 Existing North Elevation - Prescott Street
Scale: 1:100



2 Existing North Elevation - Lightwell
Scale: 1:100

UKPN



GENERAL NOTES.

All dimensions to be checked on site prior to commencement of any works, and/or preparation of any shop drawings.

Sizes of and dimensions to any structural elements are indicative only. See structural engineers drawings for actual sizes / dimensions.

Sizes of and dimensions to any service elements are indicative only. See service engineers drawings for actual sizes and dimensions.

This drawing to be read in conjunction with all other Architect's drawings, specifications and other Consultants' information.

All proprietary systems shown on this drawing are to be installed strictly in accordance with the Manufacturers/Suppliers recommended details.

Any discrepancies between information shown on this drawing and any other contract information or manufacturers/suppliers recommendations is to be brought to the attention of the Architect

DO NOT SCALE FROM THIS DRAWING.

NOTES.

T1 STAGE 4 ISSUED FOR TENDER 16/04/21

REVISION DATE

Buckley Gray Yeoman

Studio 4.04 The Tea Building 56 Shoreditch High Street
London E1 6JJ T: 020 7033 9913

CLIENT
CLS Prescott LTD

PROJECT
9 Prescott Street

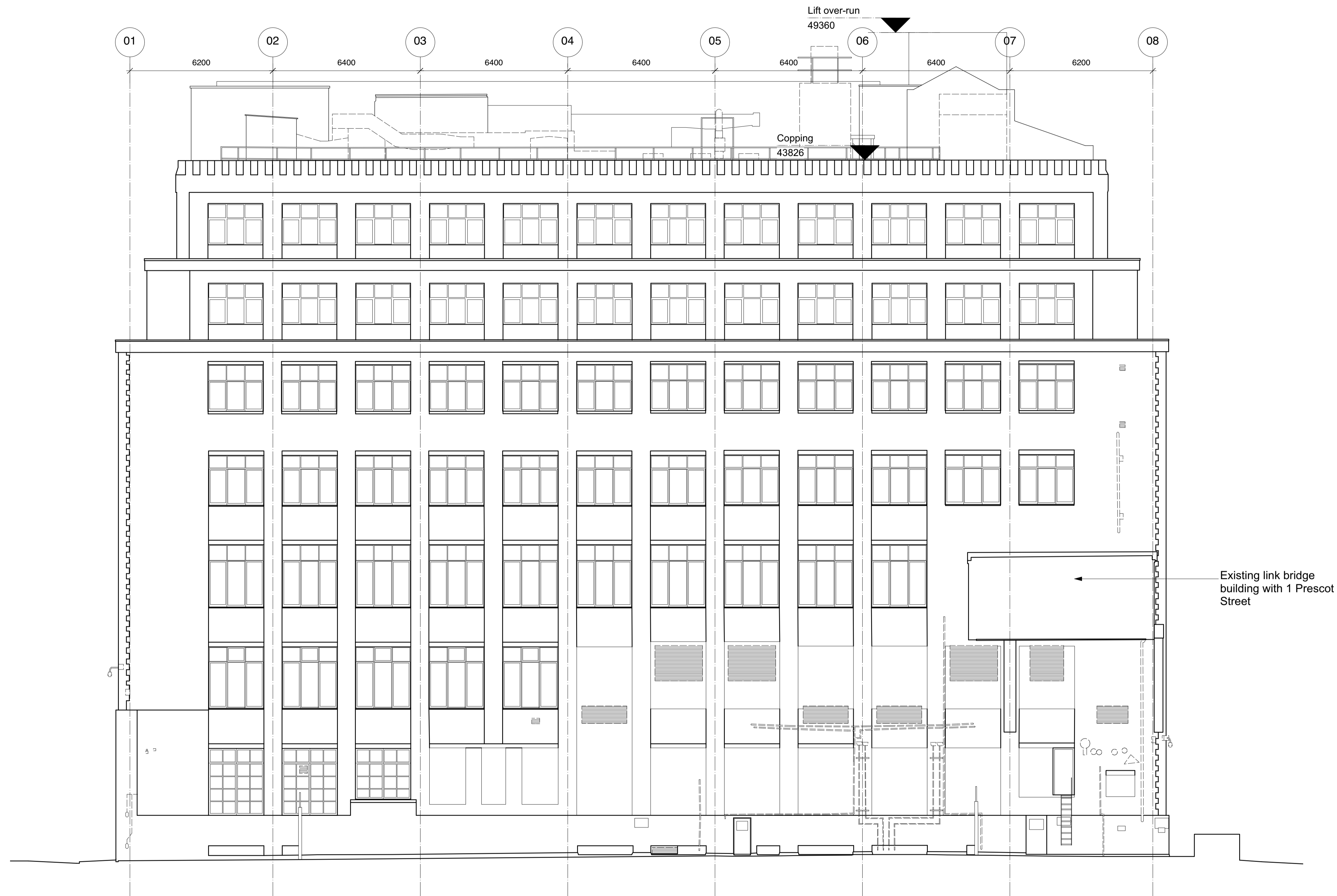
DRAWING
Existing GA Elevations
North Elevation - Prescott Street

SCALE 1:100 @ A1 (1:200 @ A3)

DATE APR 2021 DRAWN BY AL

DWG No. 1143_EE-001 REVISION T1

DRAWING STATUS
STAGE 4

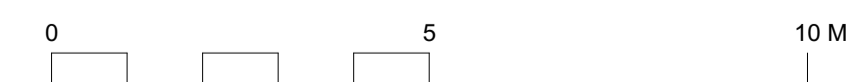


Chamber Street

9 Prescott Street

Prescot Street

1 Existing East Elevation - 1 Prescott Street Boundary
Scale: 1:100



GENERAL NOTES.

All dimensions to be checked on site prior to commencement of any works, and/or preparation of any shop drawings.

Sizes of and dimensions to any structural elements are indicative only. See structural engineers drawings for actual sizes / dimensions.

Sizes of and dimensions to any service elements are indicative only. See service engineers drawings for actual sizes and dimensions.

This drawing to be read in conjunction with all other Architect's drawings, specifications and other Consultants' information.

All proprietary systems shown on this drawing are to be installed strictly in accordance with the Manufacturers/Suppliers recommended details.

Any discrepancies between information shown on this drawing and any other contract information or manufacturers/suppliers recommendations is to be brought to the attention of the Architect

DO NOT SCALE FROM THIS DRAWING.

NOTES.

T1 STAGE 4 ISSUED FOR TENDER 16/04/21

REVISION DATE

Buckley Gray Yeoman

Studio 4.04 The Tea Building 56 Shoreditch High Street
London E1 6JJ T: 020 7033 9913

CLIENT
CLS Prescott LTD

PROJECT
9 Prescott Street

DRAWING
Existing GA Elevations
East Elevation

SCALE 1:100 @ A1 (1:200 @ A3)

DATE APR 2021 DRAWN BY AL

DWG No. 1143_EE-002 REVISION T1

DRAWING STATUS
STAGE 4



Chamber Street - Annexe Building

9 Prescott Street

1 Prescott Street

1 Existing South Elevation - Chamber Street
Scale: 1:100

GENERAL NOTES.

All dimensions to be checked on site prior to commencement of any works, and/or preparation of any shop drawings.

Sizes of and dimensions to any structural elements are indicative only. See structural engineers drawings for actual sizes / dimensions.

Sizes of and dimensions to any service elements are indicative only. See service engineers drawings for actual sizes and dimensions.

This drawing to be read in conjunction with all other Architect's drawings, specifications and other Consultants' information.

All proprietary systems shown on this drawing are to be installed strictly in accordance with the Manufacturers/Suppliers recommended details.

Any discrepancies between information shown on this drawing and any other contract information or manufacturers/suppliers recommendations is to be brought to the attention of the Architect

DO NOT SCALE FROM THIS DRAWING.

NOTES.

T1 STAGE 4 ISSUED FOR TENDER 16/04/21

REVISION DATE

Buckley Gray Yeoman
Studio 4.04 The Tea Building 56 Shoreditch High Street
London E1 6JJ T: 020 7033 9913

CLIENT CLS Prescott LTD

PROJECT 9 Prescott Street

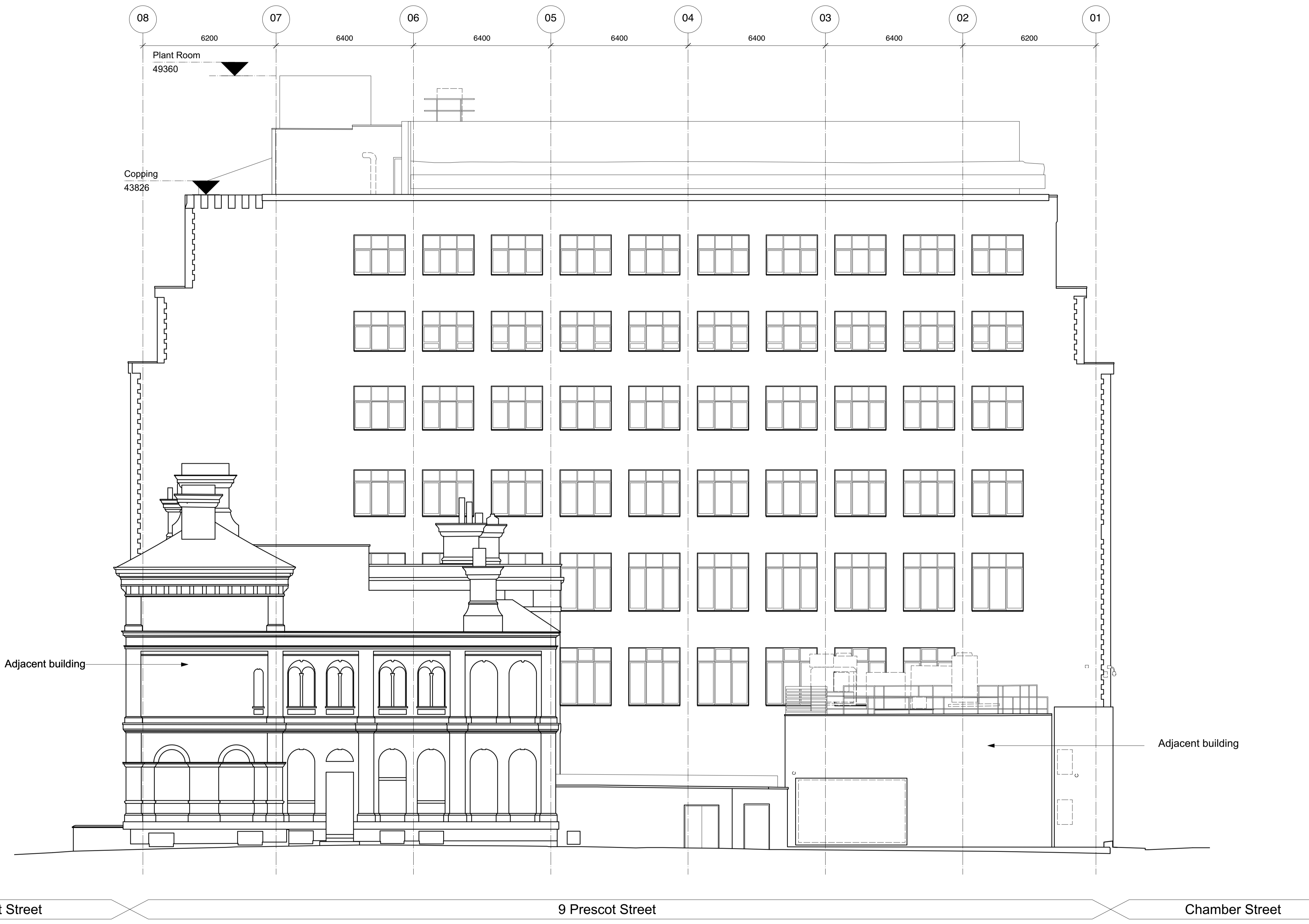
DRAWING Existing GA Elevations
South Elevation - Chamber Street

SCALE 1:100 @ A1 (1:200 @ A3)

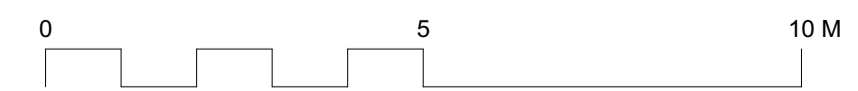
DATE APR 2021 DRAWN BY AL

DWG No. 1143_EE-003 REVISION T1

DRAWING STATUS STAGE 4



3 Existing West Elevation
Scale: 1:100



GENERAL NOTES.

All dimensions to be checked on site prior to commencement of any works, and/or preparation of any shop drawings.

Sizes of and dimensions to any structural elements are indicative only. See structural engineers drawings for actual sizes / dimensions.

Sizes of and dimensions to any service elements are indicative only. See service engineers drawings for actual sizes and dimensions.

This drawing to be read in conjunction with all other Architect's drawings, specifications and other Consultants' information.

All proprietary systems shown on this drawing are to be installed strictly in accordance with the Manufacturers/Suppliers recommended details.

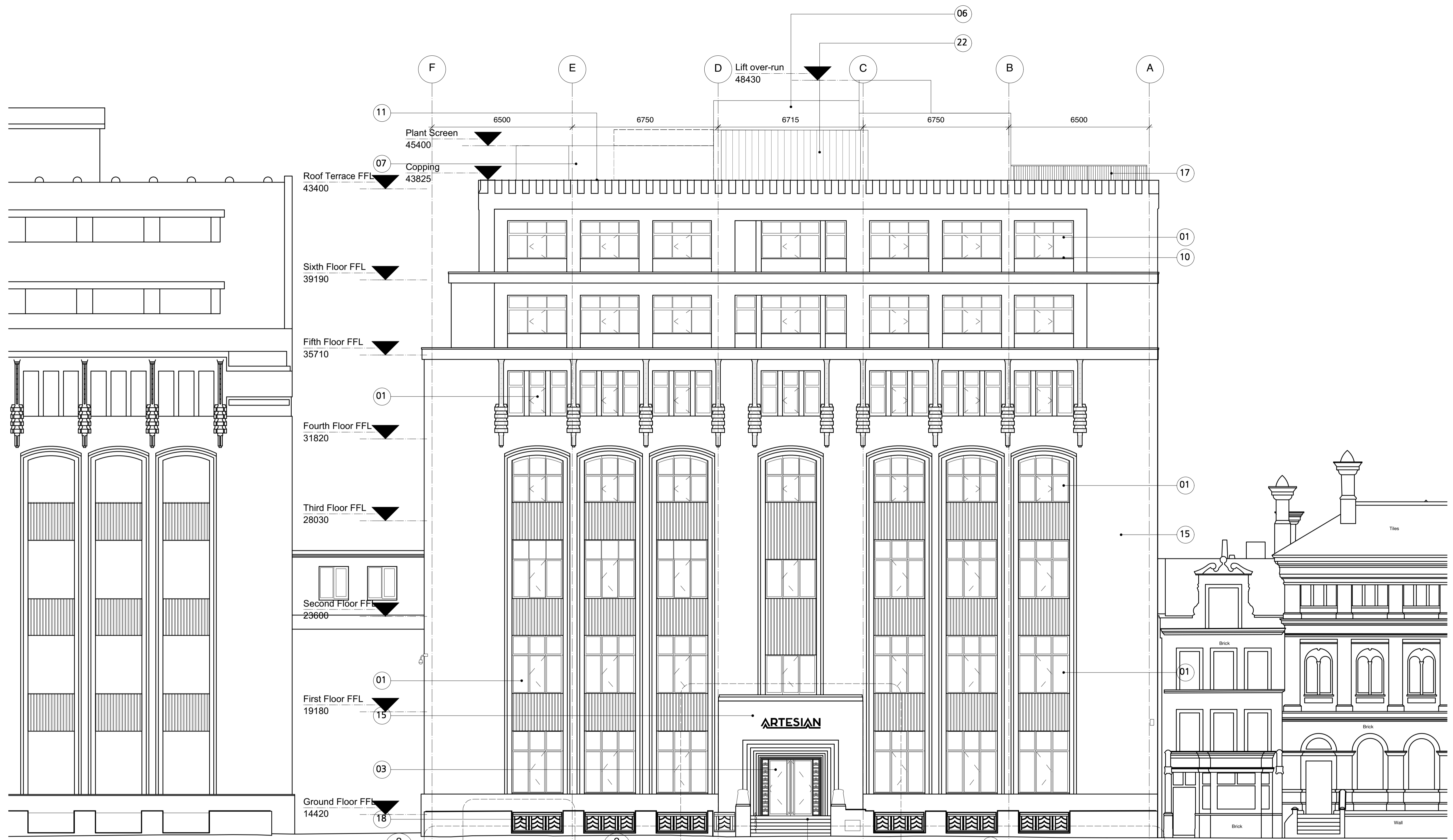
Any discrepancies between information shown on this drawing and any other contract information or manufacturers/suppliers recommendations is to be brought to the attention of the Architect

DO NOT SCALE FROM THIS DRAWING.

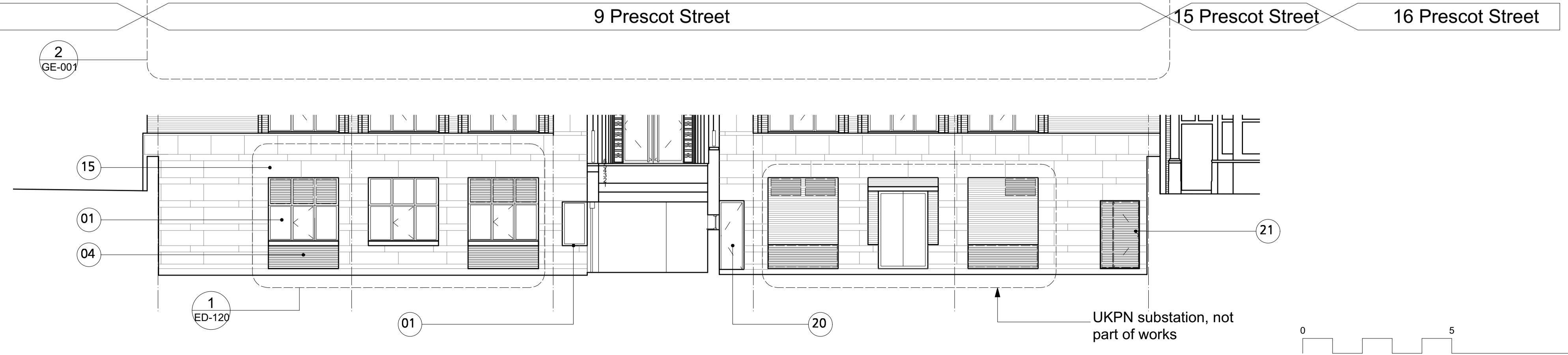
NOTES.

T1	STAGE 4 ISSUED FOR TENDER	16/04/21
REVISION		DATE
Buckley Gray Yeoman		
Studio 4.04 The Tea Building 56 Shoreditch High Street London E1 6JJ T: 020 7033 9913		
CLIENT	CLS Prescot LTD	
PROJECT	9 Prescott Street	
DRAWING	Existing GA Elevations West Elevation	
SCALE	1:100 @ A1	(1:200 @ A3)
DATE	APR 2021	DRAWN BY AL
DWG No.	1143_EE-004	REVISION T1
DRAWING STATUS	STAGE 4	

Information contained on this drawing is the sole copyright of Buckley Gray Yeoman and is not to be reproduced without their permission.



1 Proposed North Elevation - Prescott Street
Scale: 1:100



2 Proposed North Elevation - Lightwell
Scale: 1:100

GENERAL NOTES.

All dimensions to be checked on site prior to commencement of any works, and/or preparation of any shop drawings.

Sizes of and dimensions to any structural elements are indicative only. See structural engineers drawings for actual sizes / dimensions.

Sizes of and dimensions to any service elements are indicative only. See service engineers drawings for actual sizes and dimensions.

This drawing to be read in conjunction with all other Architect's drawings, specifications and other Consultants' information.

All proprietary systems shown on this drawing are to be installed strictly in accordance with the Manufacturers/Suppliers recommended details.

Any discrepancies between information shown on this drawing and any other contract information or manufacturers/suppliers recommendations is to be brought to the attention of the Architect

DO NOT SCALE FROM THIS DRAWING.

- KEY NOTES.**
- Proposed Works
- 01 EWS-101 Aluminium framed window system (including operable windows).
 - 02 EWS-102 Aluminium framed fire rated windows
 - 03 EWS-103 Aluminium curtain wall screens (including integrated opening doors and louvres)
 - 04 EWS-104 Metal louvre panels
 - 05 EWS-201 SFS Built up (external) wall and insulated metal wall panel outer leaf (at roof level).
 - 06 EWS-202 Insulated metal wall panels at roof cores
 - 07 EWS-301 Roof Plant Screen
 - 08 EWS-302 Roller shutter doors to Ground Floor
 - 09 EWS-401 AOVs to stair core roofs
 - OTHER
 - 10 AM-102 Pressed metal sills
 - 11 AM-101 Lead coping/flashing details
 - 12 DRS-101 Aluminium glazed external doors (stand alone and to CW system EWS-103).
 - 13 EWS-203 SFS built up wall and insulated reclaimed brick cladding(ground floor)
 - 14 AM-103 Aluminium Copings
 - 15 ALT-101 Existing masonry / brickwork to be cleaned and refurbished
 - 17 BA-02 Metal balustrade to roof terrace
 - 18 BA-01 Metal balustrade to external wall
 - 19 EXT-110 New external steps (Prescot St entrance)
 - 20 DRS-102 Insulated external metal doors
 - 21 DRS-103 External metal louvred doors
 - 22 RFS-05 Insulated Profiled Metal Roof Cladding
 - 23 EWS-304 Roof Plant Screen - Timber clad
 - 24 RFS-03 Terrace Canopy

T1 Stage 4 ISSUED FOR TENDER 16/04/21

REVISION	DATE
----------	------

Buckley Gray Yeoman
Studio 4.04 The Tea Building 56 Shoreditch High Street
London E1 6JJ T: 020 7033 9913

CLIENT
CLS Prescot LTD

PROJECT
9 Prescott Street

DRAWING
Proposed GA Elevations
North Elevation - Prescott Street

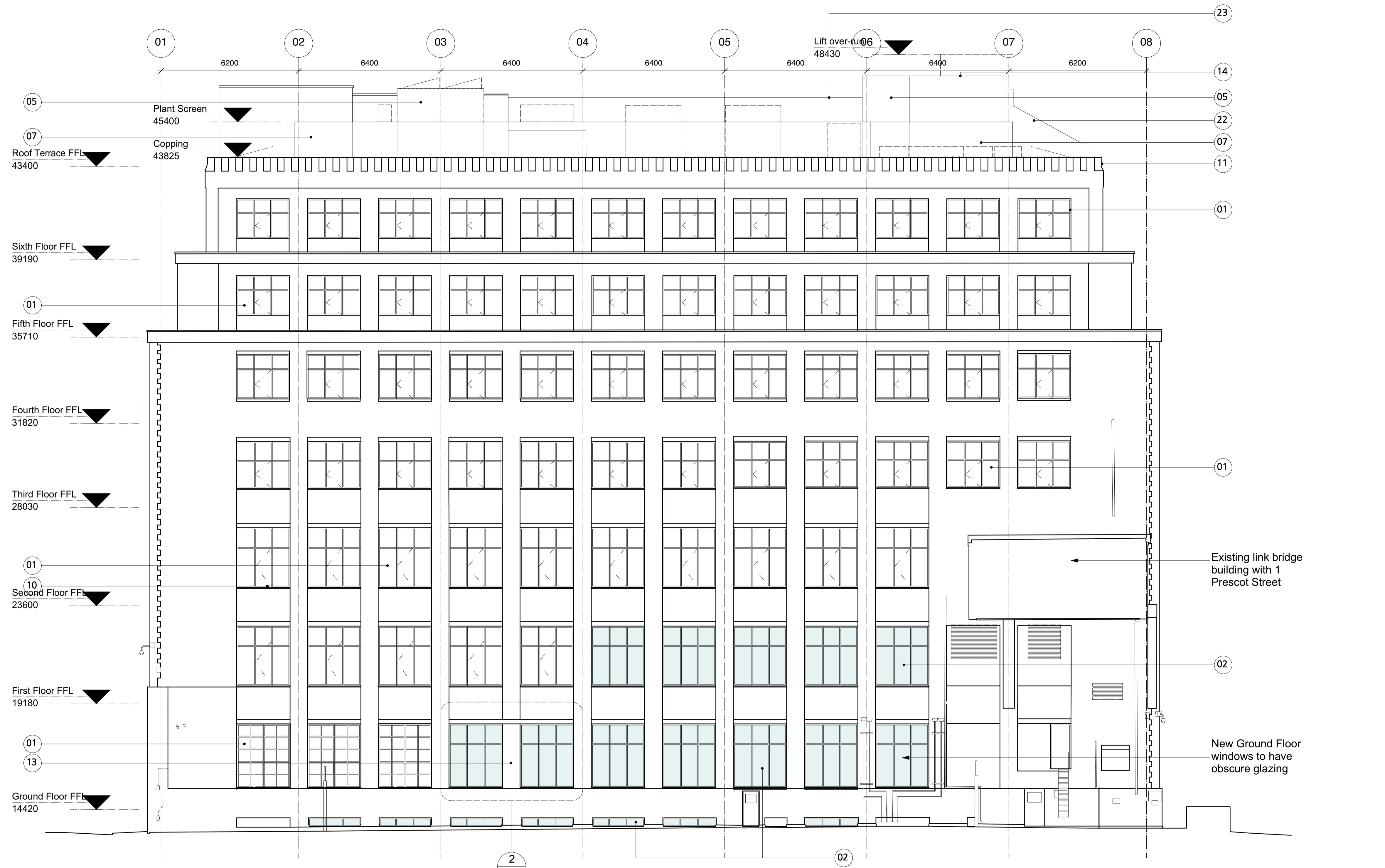
SCALE
1:100 @ A1 (1:200 @ A3)

DATE
APR. 2020 DRAWN BY
AL

DWG No.
1143_GE-001 REVISION
T1

DRAWING STATUS
STAGE 4

Information contained on this drawing is the sole copyright of Buckley Gray Yeoman and is not to be reproduced without their permission.



05 Plant Screen 45400
 07 Roof Terrace FFL 43400
 Copping 43825
 Sixth Floor FFL 39190
 01 Fifth Floor FFL 35710
 Fourth Floor FFL 31820
 Third Floor FFL 28030
 01
 10 Second Floor FFL 23600
 First Floor FFL 19180
 01
 13
 Ground Floor FFL 14420

Lift over-run
 48430

Existing link bridge building with 1 Prescott Street

New Ground Floor windows to have obscure glazing

Chamber Street

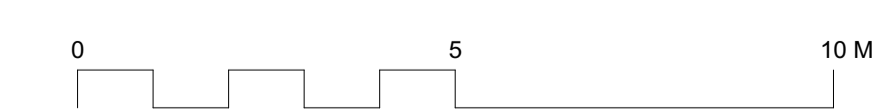
9 Prescott Street

Prescot Street

1 Proposed East Elevation - 1 Prescott Street Boundary
 Scale: 1:100

2 ED-070

02



GENERAL NOTES.

All dimensions to be checked on site prior to commencement of any works, and/or preparation of any shop drawings.

Sizes of and dimensions to any structural elements are indicative only. See structural engineers drawings for actual sizes / dimensions.

Sizes of and dimensions to any service elements are indicative only. See service engineers drawings for actual sizes and dimensions.

This drawing to be read in conjunction with all other Architect's drawings, specifications and other Consultants' information.

All proprietary systems shown on this drawing are to be installed strictly in accordance with the Manufacturers/Suppliers recommended details.

Any discrepancies between information shown on this drawing and any other contract information or manufacturers/suppliers recommendations is to be brought to the attention of the Architect

DO NOT SCALE FROM THIS DRAWING.

- NOTES.**
- KEY**
- Proposed Works**
- 01 EWS-101 Aluminium framed window system (including operable windows).
 - 02 EWS-102 Aluminium framed fire rated windows
 - 03 EWS-103 Aluminium curtain wall screens (including integrated opening doors and louvres)
 - 04 EWS-104 Metal louvre panels
 - 05 EWS-201 SFS Built up (external) wall and insulated metal wall panel outer leaf (at roof level).
 - 06 EWS-202 Insulated metal wall panels at roof cores
 - 07 EWS-301 Roof Plant Screen
 - 08 EWS-302 Roller shutter doors to Ground Floor
 - 09 EWS-401 AOVs to stair core roofs
 - OTHER**
 - 10 AM-102 Pressed metal sills
 - 11 AM-101 Lead coping/flashing details
 - 12 DRS-101 Aluminium glazed external doors (stand alone and to CW system EWS-103).
 - 13 EWS-203 SFS built up wall and insulated reclaimed brick cladding(ground floor)
 - 14 AM-103 Aluminium Copings
 - 15 ALT-101 Existing masonry / brickwork to be cleaned and refurbished
 - 17 BA-02 Metal balustrade to roof terrace
 - 18 BA-01 Metal balustrade to external wall
 - 19 EXT-110 New external steps (Prescot St entrance)
 - 20 DRS-102 Insulated external metal doors
 - 21 DRS-103 External metal louvre doors
 - 22 RFS-05 Insulated Profiled Metal Roof Cladding
 - 23 EWS-304 Roof Plant Screen - Timber clad
 - 24 RFS-03 Terrace Canopy
- Proposed new fire rated glazed openings

T1 Stage 4 ISSUED FOR TENDER 16/04/21

REVISION DATE

Buckley Gray Yeoman
 Studio 4.04 The Tea Building 56 Shoreditch High Street
 London E1 6JJ T: 020 7033 9913

CLIENT CLS Prescot LTD

PROJECT 9 Prescott Street

DRAWING Proposed GA Elevations East Elevation

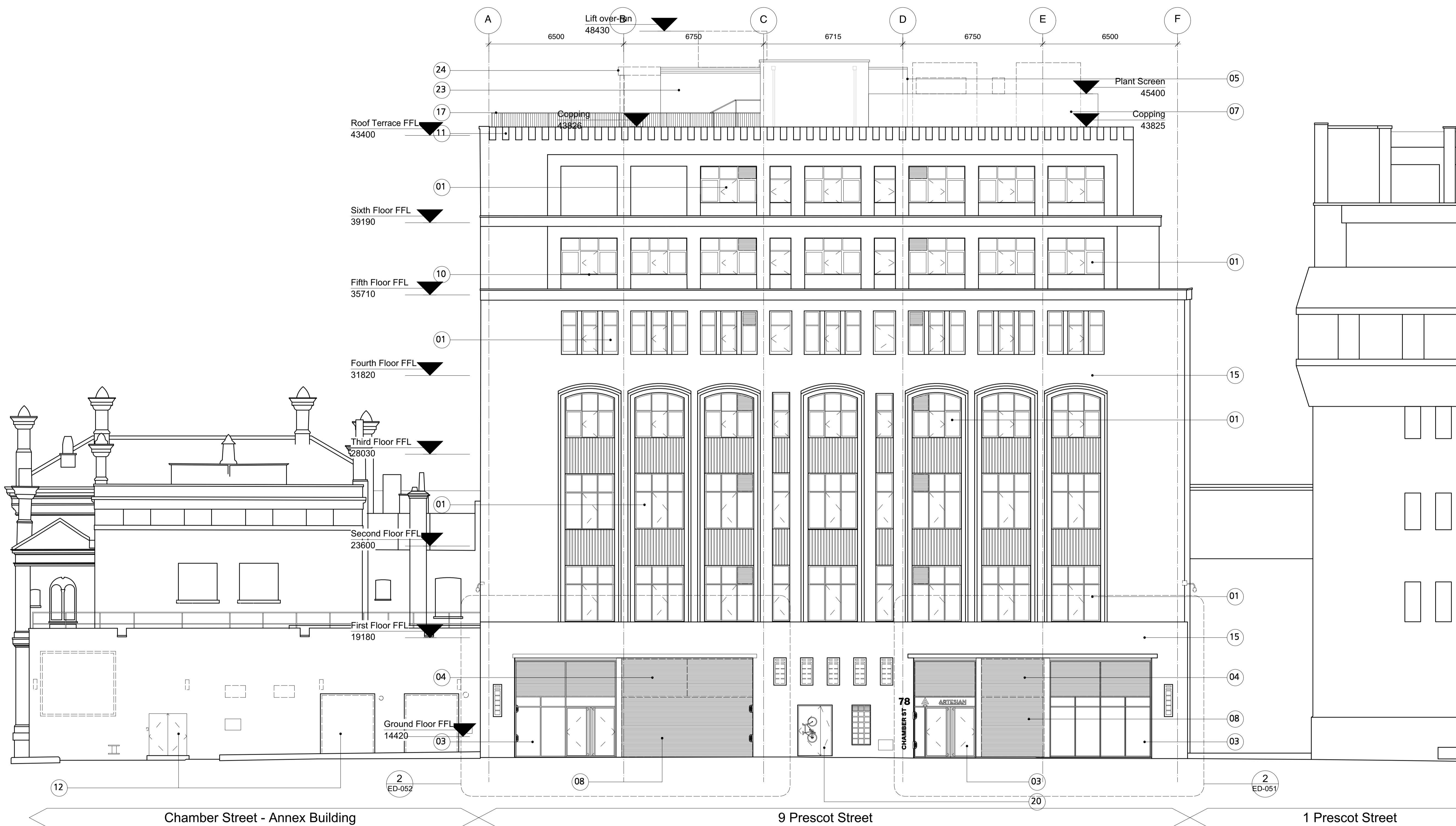
SCALE 1:100 @ A1 (1:200 @ A3)

DATE APR. 2020 DRAWN BY AL

DWG No. 1143_GE-002 REVISION T1

DRAWING STATUS STAGE 4

Information contained on this drawing is the sole copyright of Buckley Gray Yeoman and is not to be reproduced without their permission.



GENERAL NOTES.

All dimensions to be checked on site prior to commencement of any works, and/or preparation of any shop drawings.

Sizes of and dimensions to any structural elements are indicative only. See structural engineers drawings for actual sizes / dimensions.

Sizes of and dimensions to any service elements are indicative only. See service engineers drawings for actual sizes and dimensions.

This drawing to be read in conjunction with all other Architect's drawings, specifications and other Consultants' information.

All proprietary systems shown on this drawing are to be installed strictly in accordance with the Manufacturers/Suppliers recommended details.

Any discrepancies between information shown on this drawing and any other contract information or manufacturers/suppliers recommendations is to be brought to the attention of the Architect

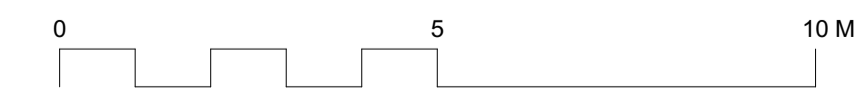
DO NOT SCALE FROM THIS DRAWING.

- KEY NOTES.**
- Proposed Works
- 01 EWS-101 Aluminium framed window system (including operable windows).
 - 02 EWS-102 Aluminium framed fire rated windows
 - 03 EWS-103 Aluminium curtain wall screens (including integrated opening doors and louvers)
 - 04 EWS-104 Metal louvre panels
 - 05 EWS-201 SFS Built up (external) wall and insulated metal wall panel outer leaf (at roof level).
 - 06 EWS-202 Insulated metal wall panels at roof cores
 - 07 EWS-301 Roof Plant Screen
 - 08 EWS-302 Roller shutter doors to Ground Floor
 - 09 EWS-401 AOVs to stair core roofs
 - OTHER
 - 10 AM-102 Pressed metal sills
 - 11 AM-101 Lead coping/flashing details
 - 12 DRS-101 Aluminium glazed external doors (stand alone and to CW system EWS-103).
 - 13 EWS-203 SFS built up wall and insulated reclaimed brick cladding(ground floor)
 - 14 AM-103 Aluminium Copings
 - 15 ALT-101 Existing masonry / brickwork to be cleaned and refurbished
 - 17 BA-02 Metal balustrade to roof terrace
 - 18 BA-01 Metal balustrade to external wall
 - 19 EXT-110 New external steps (Prescot St entrance)
 - 20 DRS-102 Insulated external metal doors
 - 21 DRS-103 External metal louvred doors
 - 22 RFS-05 Insulated Profiled Metal Roof Cladding
 - 23 EWS-304 Roof Plant Screen - Timber clad
 - 24 RFS-03 Terrace Canopy

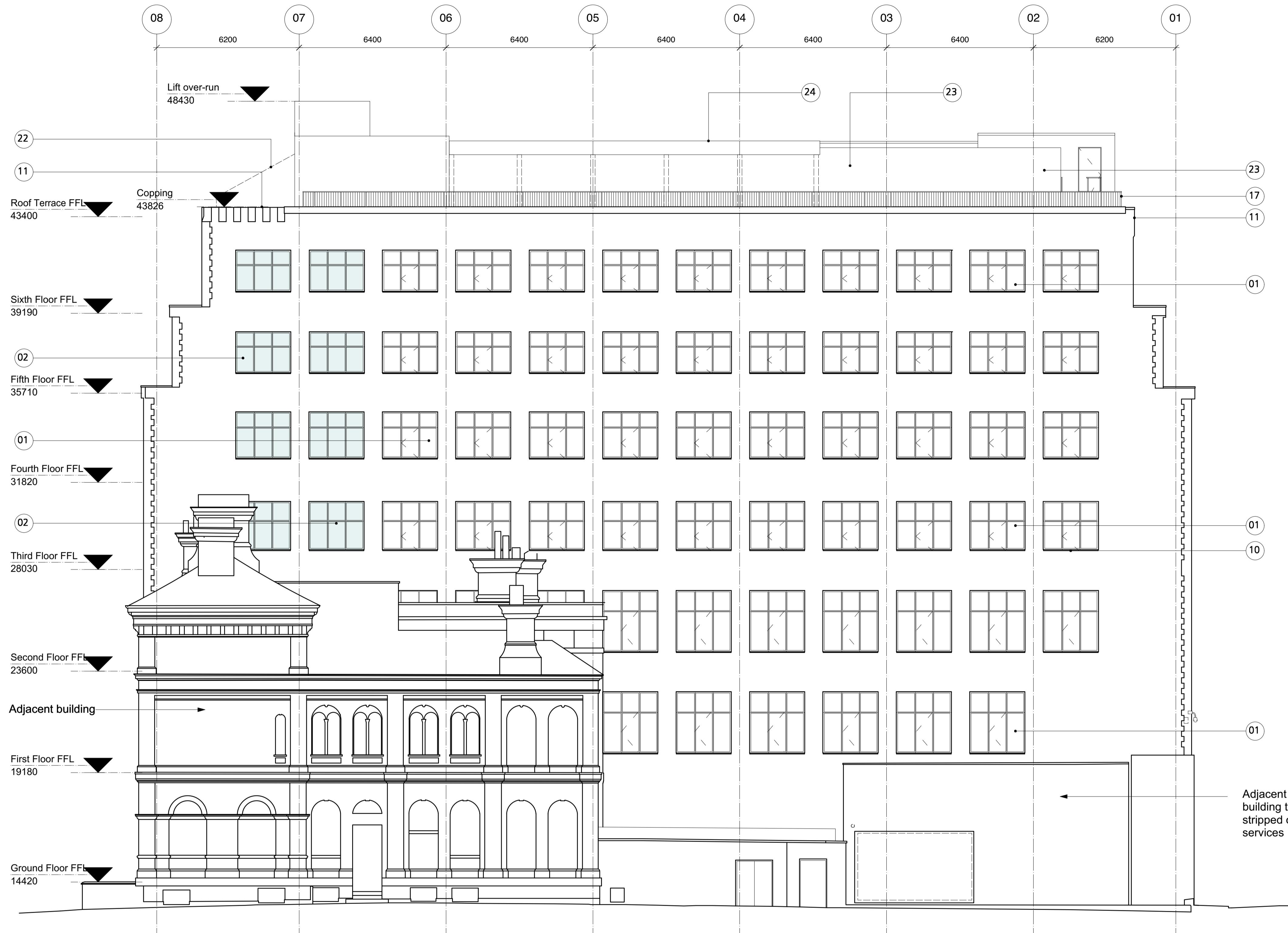
T1 Stage 4 ISSUED FOR TENDER 16/04/21

REVISION	DATE
Buckley Gray Yeoman	
Studio 4.04 The Tea Building 56 Shoreditch High Street London E1 6JJ T: 020 7033 9913	
CLIENT	CLS Prescot LTD
PROJECT	9 Prescot Street
DRAWING	Proposed GA Elevations South Elevation - Chamber Street
SCALE	1:100 @ A1 (1:200 @ A3)
DATE	APR. 2020 DRAWN BY AL
DWG No.	1143_GE-003 REVISION T1
DRAWING STATUS	STAGE 4

1 Proposed South Elevation - Chamber Street
Scale: 1:100



Information contained on this drawing is the sole copyright of Buckley Gray Yeoman and is not to be reproduced without their permission.



1 Proposed West Elevation
Scale: 1:100

GENERAL NOTES.

All dimensions to be checked on site prior to commencement of any works, and/or preparation of any shop drawings.

Sizes of and dimensions to any structural elements are indicative only. See structural engineers drawings for actual sizes / dimensions.

Sizes of and dimensions to any service elements are indicative only. See service engineers drawings for actual sizes and dimensions.

This drawing to be read in conjunction with all other Architect's drawings, specifications and other Consultants' information.

All proprietary systems shown on this drawing are to be installed strictly in accordance with the Manufacturers/Suppliers recommended details.

Any discrepancies between information shown on this drawing and any other contract information or manufacturers/suppliers recommendations is to be brought to the attention of the Architect

DO NOT SCALE FROM THIS DRAWING.

NOTES.

KEY

Proposed Works

- 01 EWS-101 Aluminum framed window system (including operable windows).
- 02 EWS-102 Aluminum framed fire rated windows
- 03 EWS-103 Aluminum curtain wall screens (including integrated opening doors and louvres)
- 04 EWS-104 Metal louvre panels
- 05 EWS-201 SFS Built up (external) wall and insulated metal wall panel outer leaf (at roof level).
- 06 EWS-202 Insulated metal wall panels at roof cores
- 07 EWS-301 Roof Plant Screen
- 08 EWS-302 Roller shutter doors to Ground Floor
- 09 EWS-401 AOVs to stair core roofs
- OTHER
- 10 AM-102 Pressed metal sills
- 11 AM-101 Lead coping/flashing details
- 12 DRS-101 Aluminum glazed external doors (stand alone and to CW system EWS-103).
- 13 EWS-203 SFS built up wall and insulated reclaimed brick cladding(ground floor)
- 14 AM-103 Aluminum Copings
- 15 ALT-101 Existing masonry / brickwork to be cleaned and refurbished
- 17 BA-02 Metal balustrade to roof terrace
- 18 BA-01 Metal balustrade to external wall
- 19 EXT-110 New external steps (Prescot St entrance)
- 20 DRS-102 Insulated external metal doors
- 21 DRS-103 External metal louvred doors
- 22 RFS-05 Insulated Profiled Metal Roof Cladding
- 23 EWS-304 Roof Plant Screen - Timber clad
- 24 RFS-03 Terrace Canopy

Proposed new fire rated glazed openings

T1 Stage 4 ISSUED FOR TENDER 16/04/21

REVISION DATE

Buckley Gray Yeoman
Studio 4.04 The Tea Building 56 Shoreditch High Street
London E1 6JJ T: 020 7033 9913

CLIENT
CLS Prescot LTD

PROJECT
9 Prescot Street

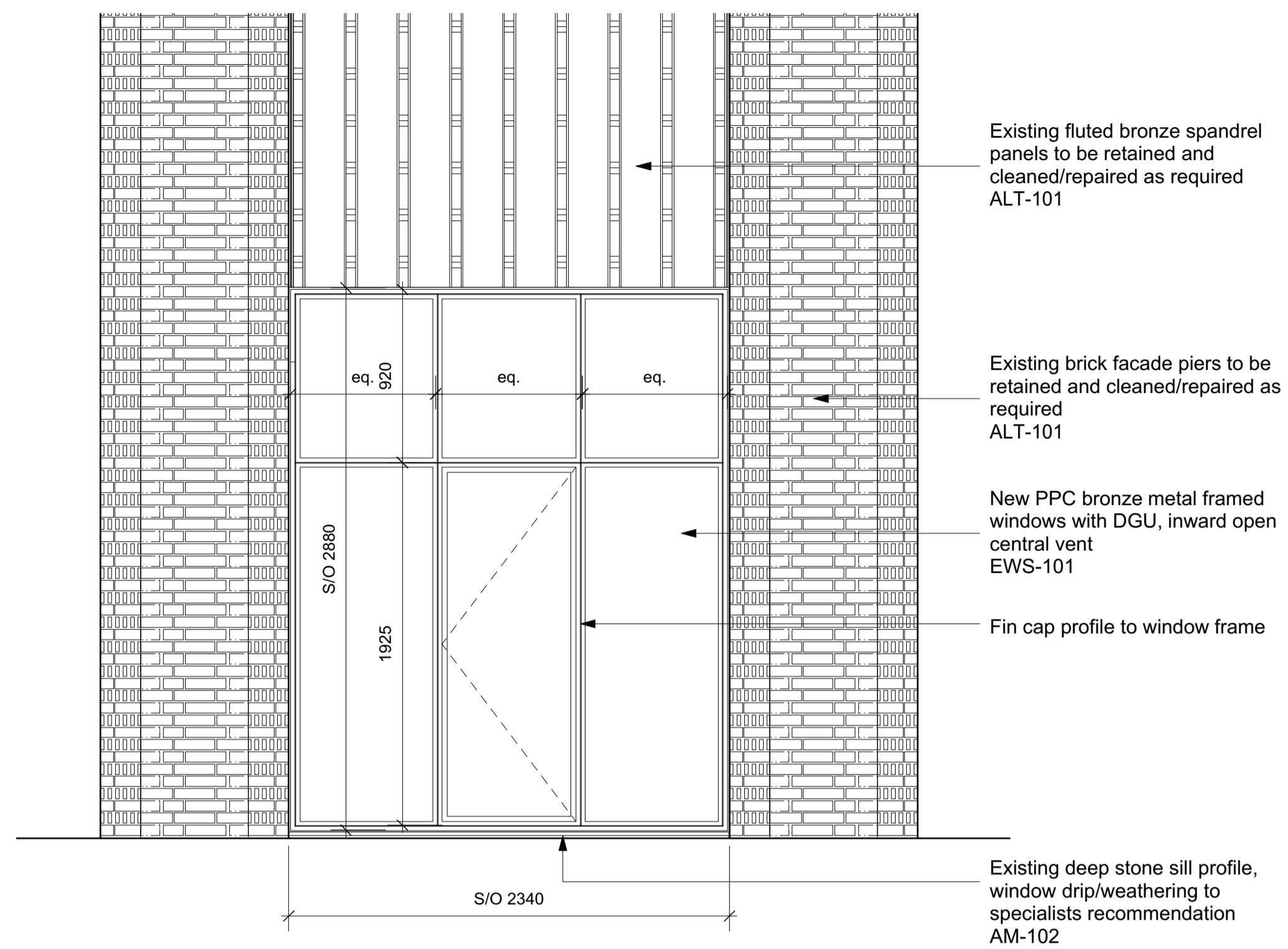
DRAWING
Proposed GA Elevations
West Elevation

SCALE
1:100 @ A1 (1:200 @ A3)

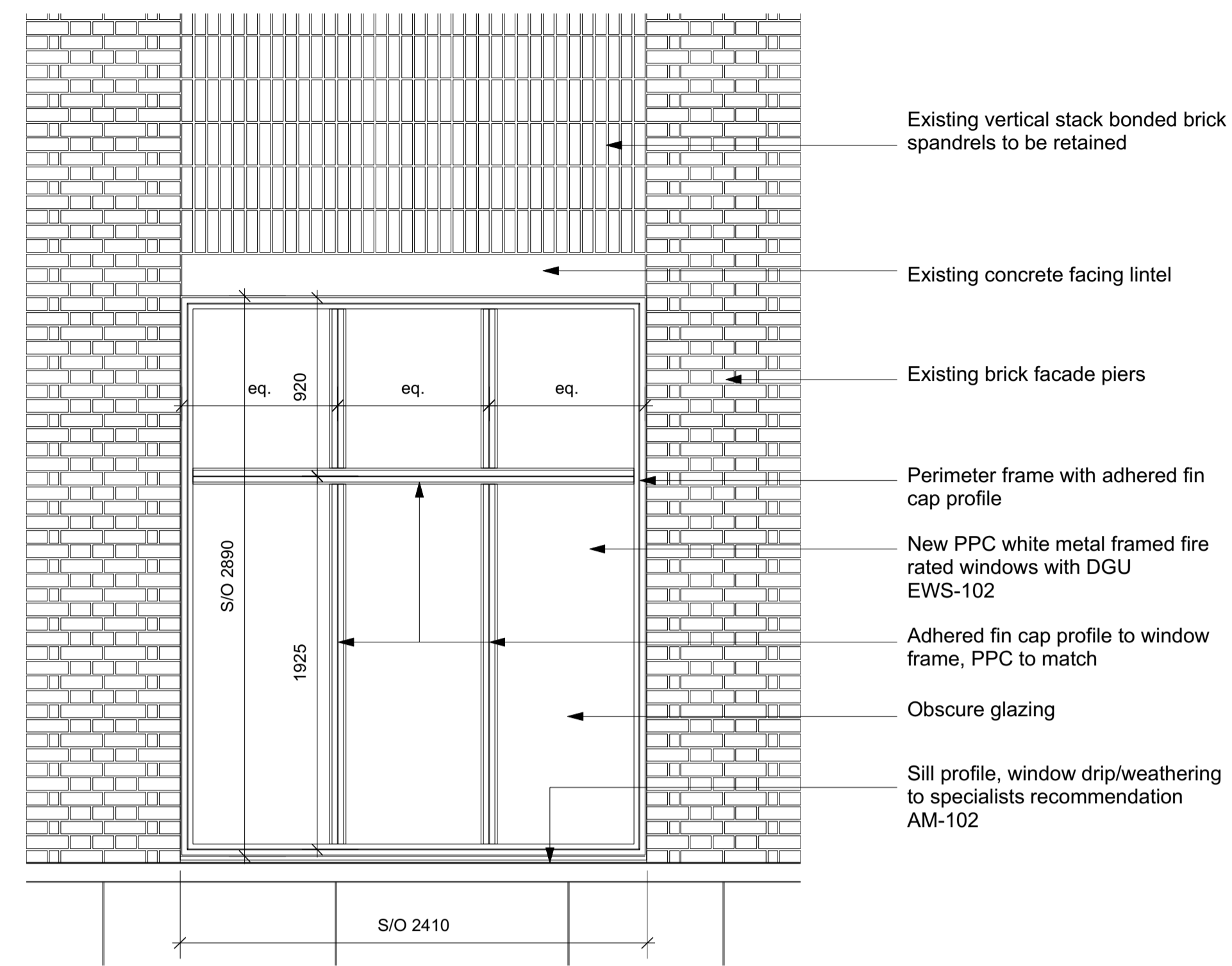
DATE APR. 2020 DRAWN BY AL

DWG No. 1143_GE-004 REVISION T1

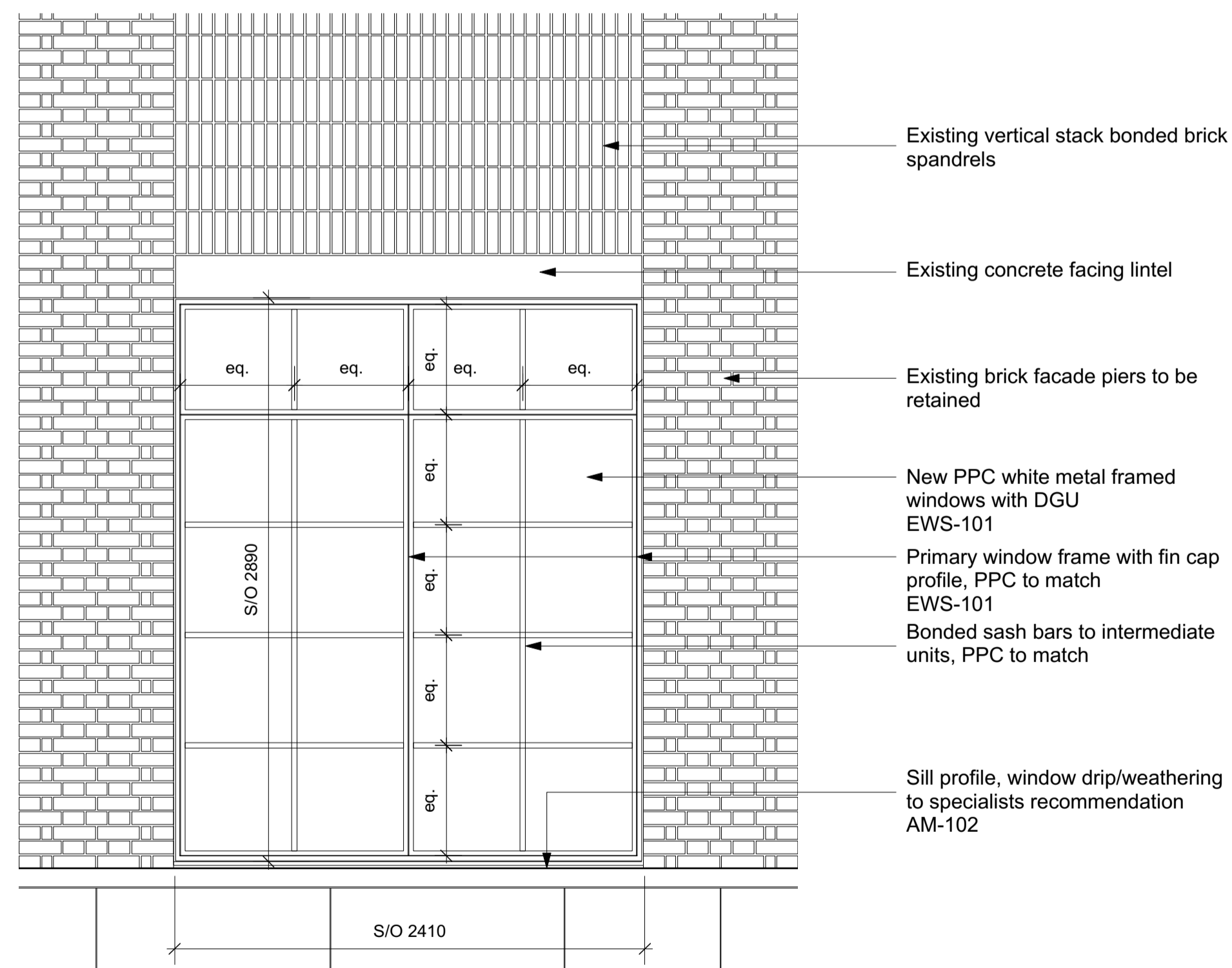
DRAWING STATUS
STAGE 4



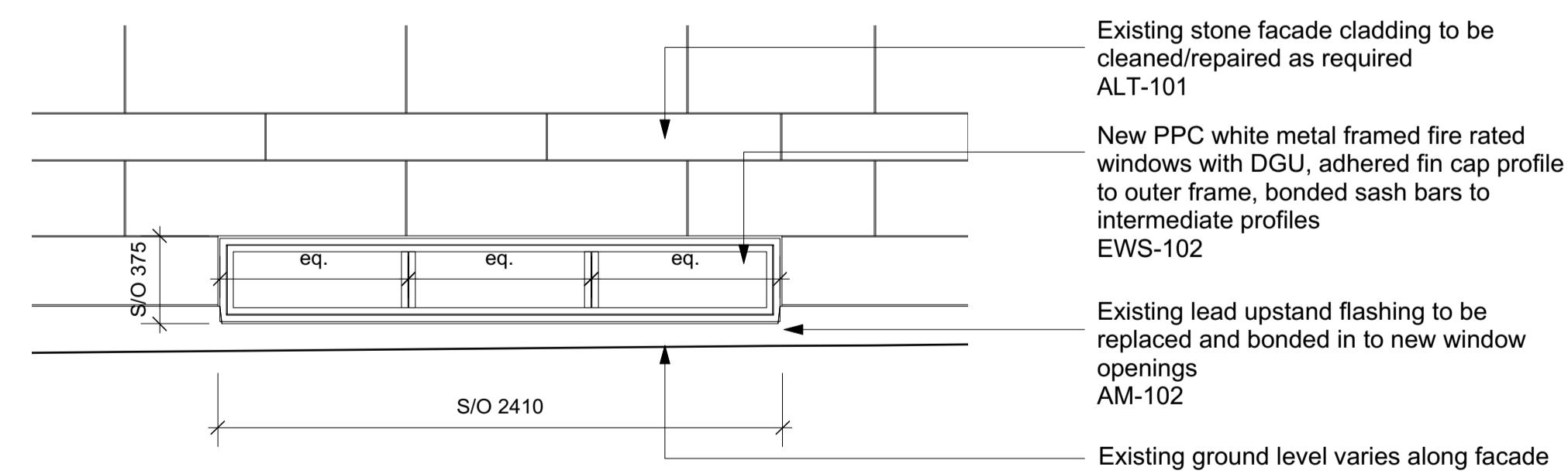
1 Window Type 1 - North Elevation Ground Floor
Scale: 1:25



2 Window Type 2 - East Elevation Ground Floor - FR
Scale: 1:25



3 Window Type 3 - East Elevation Ground Floor
Scale: 1:25



4 Window Type 4 - East Elevation Lower Ground Floor - FR
Scale: 1:25

GENERAL NOTES.

All dimensions to be checked on site prior to commencement of any works, and/or preparation of any shop drawings.

Sizes of and dimensions to any structural elements are indicative only. See structural engineers drawings for actual sizes / dimensions.

Sizes of and dimensions to any service elements are indicative only. See service engineers drawings for actual sizes and dimensions.

This drawing to be read in conjunction with all other Architect's drawings, specifications and other Consultants' information.

All proprietary systems shown on this drawing are to be installed strictly in accordance with the Manufacturers/Suppliers recommended details.

Any discrepancies between information shown on this drawing and any other contract information or manufacturers/suppliers recommendations is to be brought to the attention of the Architect

DO NOT SCALE FROM THIS DRAWING.

NOTES.

T1 Stage 4 ISSUED FOR TENDER 16/04/21

REVISION DATE

Buckley Gray Yeoman
Studio 4 04 The Tea Building 56 Shoreditch High Street
London E1 6JJ T: 020 7033 9913

CLIENT
CLS Prescott LTD

PROJECT
9 Prescott Street

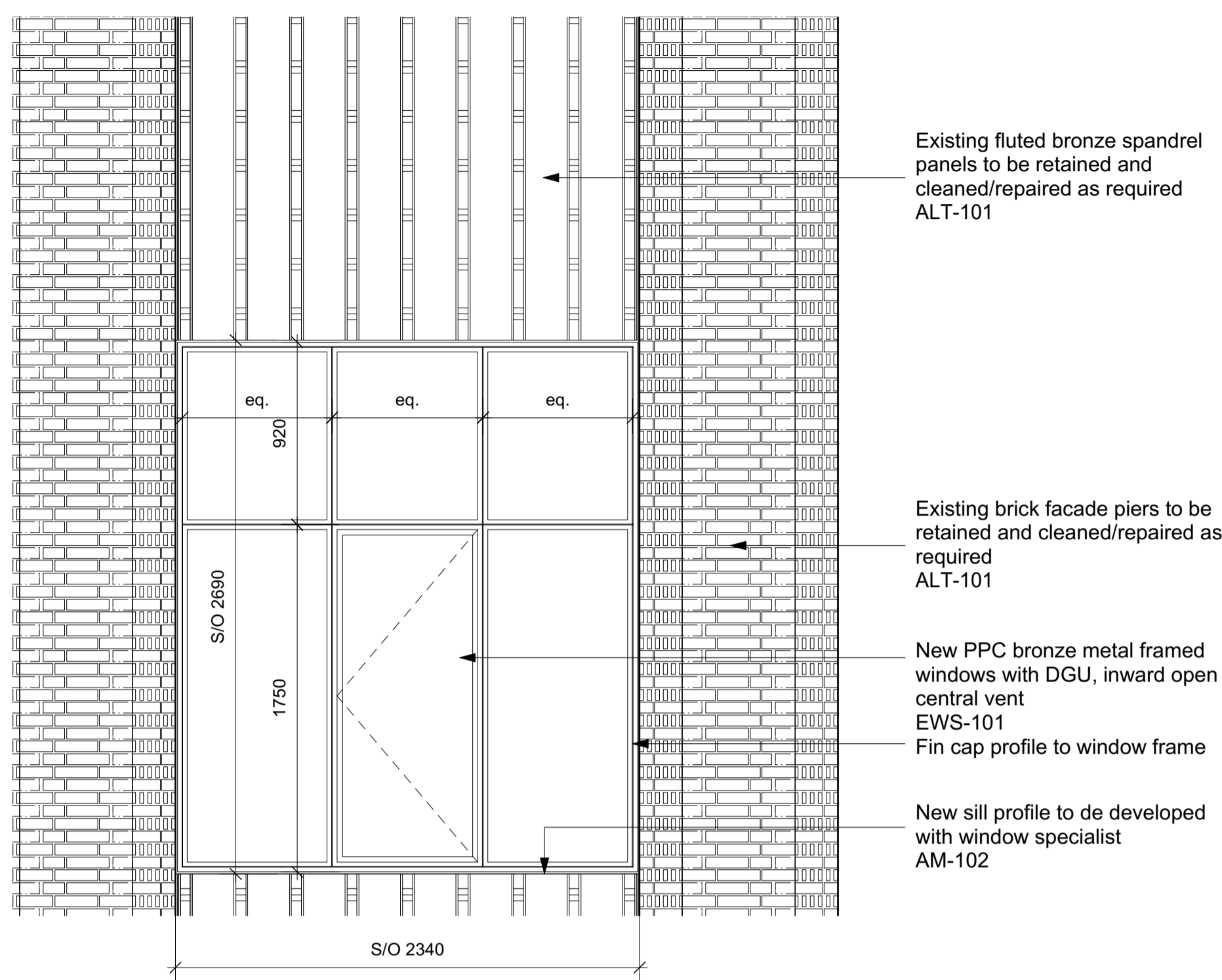
DRAWING
External Windows
Window Types - Sheet 1

SCALE
1:25 @ A1 (1:50 @ A3)

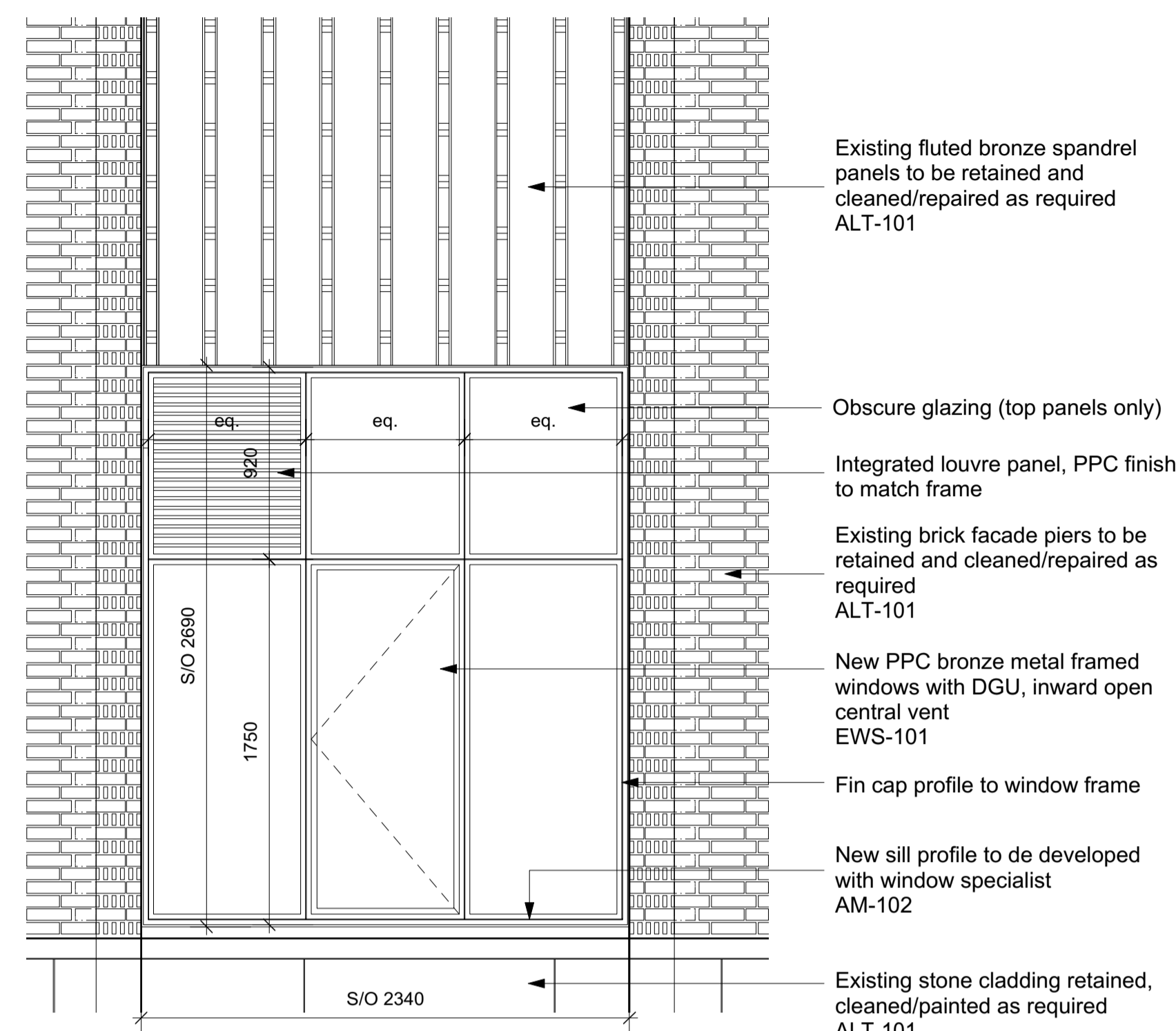
DATE
APR. 2021 DRAWN BY
AL

DWG No.
1143_ED-020 REVISION
T1

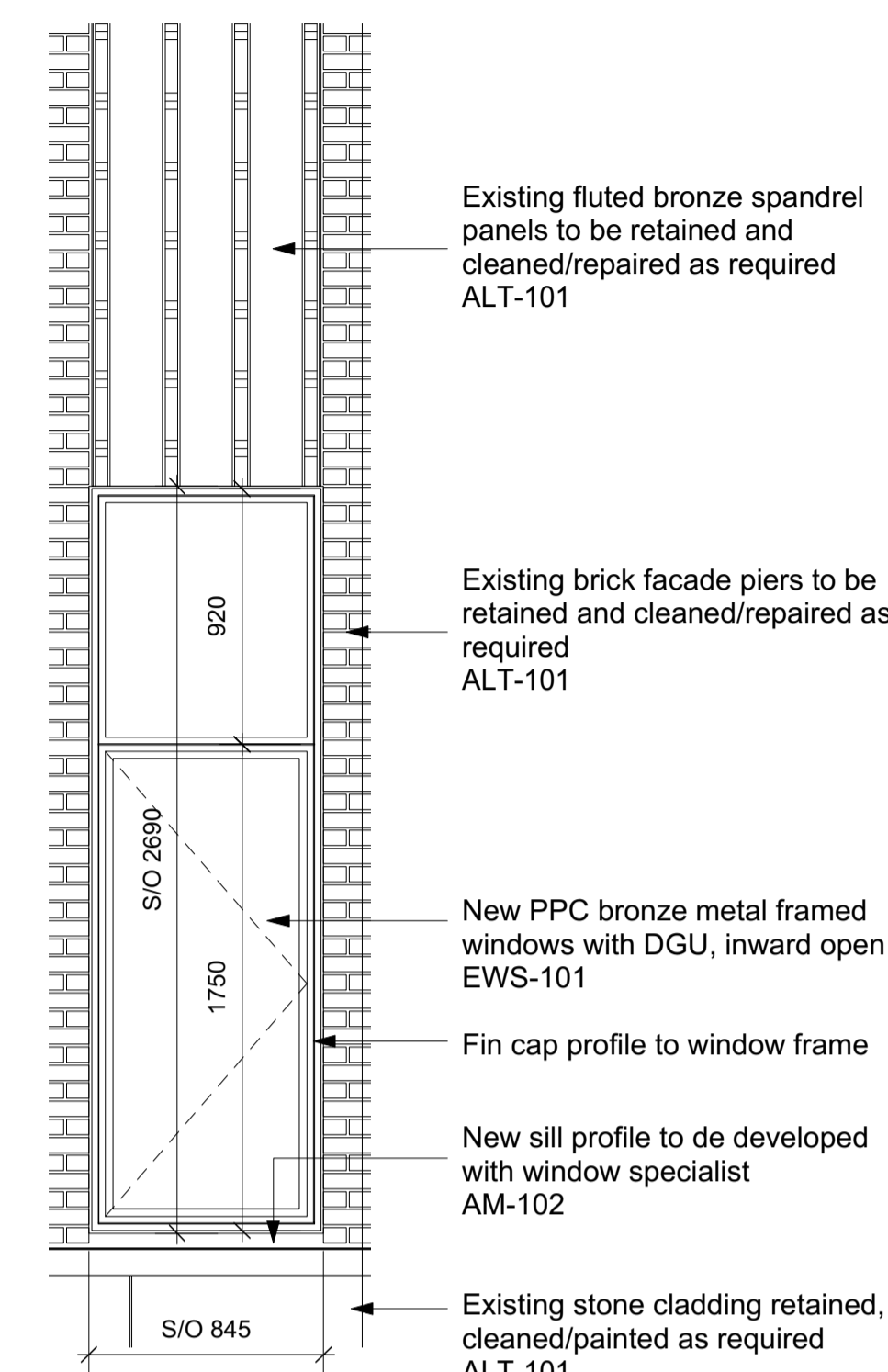
DRAWING STATUS
STAGE 4



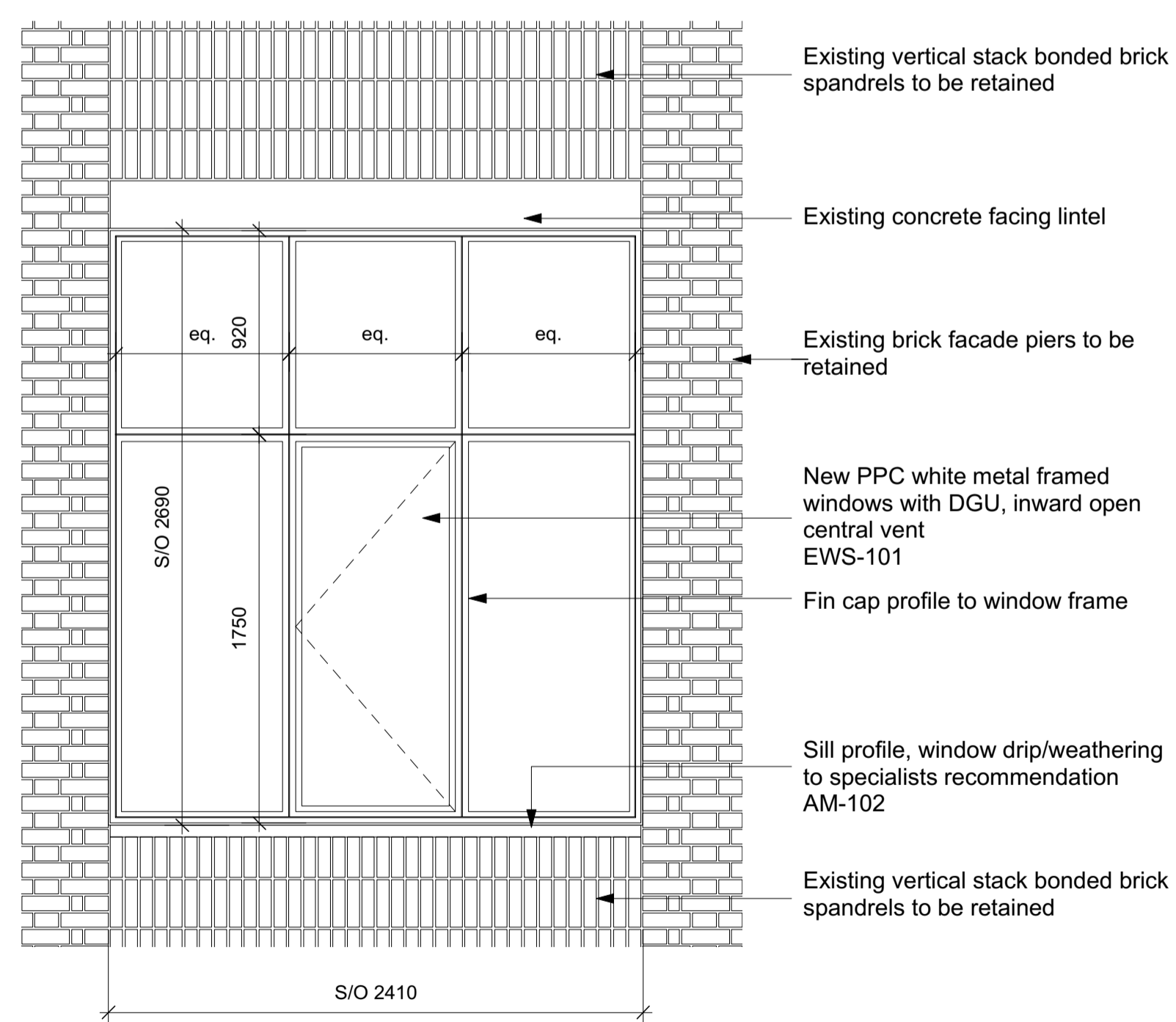
1 Window Type 5A - North & South Elevation Levels 1 & 2
Scale: 1:25



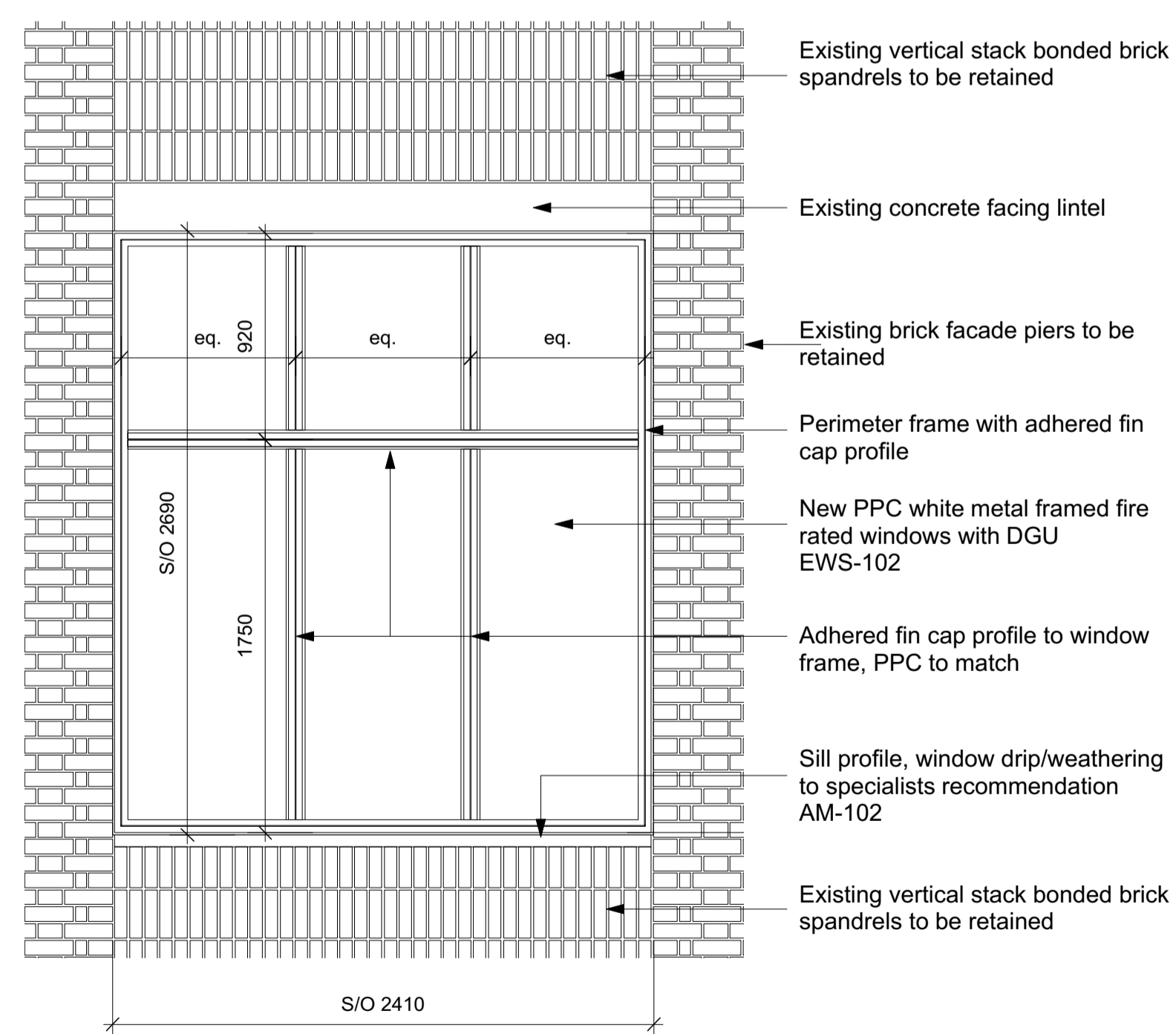
2 Window Type 5B - South Elevation Levels 1 & 2
Scale: 1:25



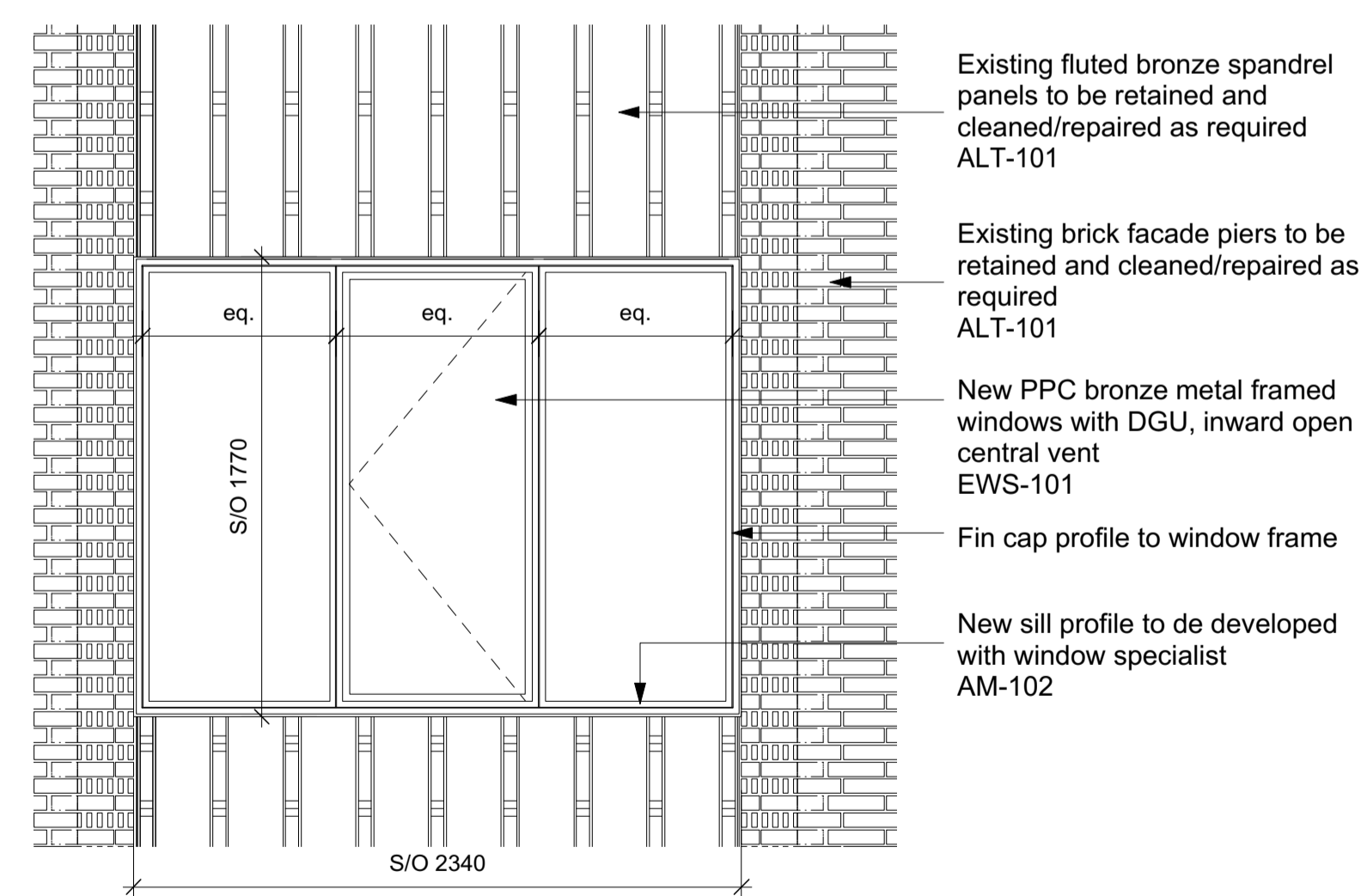
3 Window Type 6 - South Elevation Levels 1 & 2
Scale: 1:25



4 Window Type 7 - East & West Elevation Levels 1 & 2
Scale: 1:25



5 Window Type 8 East Elevation Level 1 - FR
Scale: 1:25



6 Window Type 9 - North Elevation Levels 1 & 2
Scale: 1:25

GENERAL NOTES.

All dimensions to be checked on site prior to commencement of any works, and/or preparation of any shop drawings.

Sizes of and dimensions to any structural elements are indicative only. See structural engineers drawings for actual sizes / dimensions.

Sizes of and dimensions to any service elements are indicative only. See service engineers drawings for actual sizes and dimensions.

This drawing to be read in conjunction with all other Architects drawings, specifications and other Consultants' information.

All proprietary systems shown on this drawing are to be installed strictly in accordance with the Manufacturers/Suppliers recommended details.

Any discrepancies between information shown on this drawing and any other contract information or manufacturers/suppliers recommendations is to be brought to the attention of the Architect

DO NOT SCALE FROM THIS DRAWING.

NOTES.

T1 Stage 4 ISSUED FOR TENDER 16/04/21

REVISION DATE

Buckley Gray Yeoman

Studio 4.04 The Tea Building 56 Shoreditch High Street London E1 6JJ T: 020 7033 9913

CLIENT CLS Prescott LTD

PROJECT 9 Prescott Street

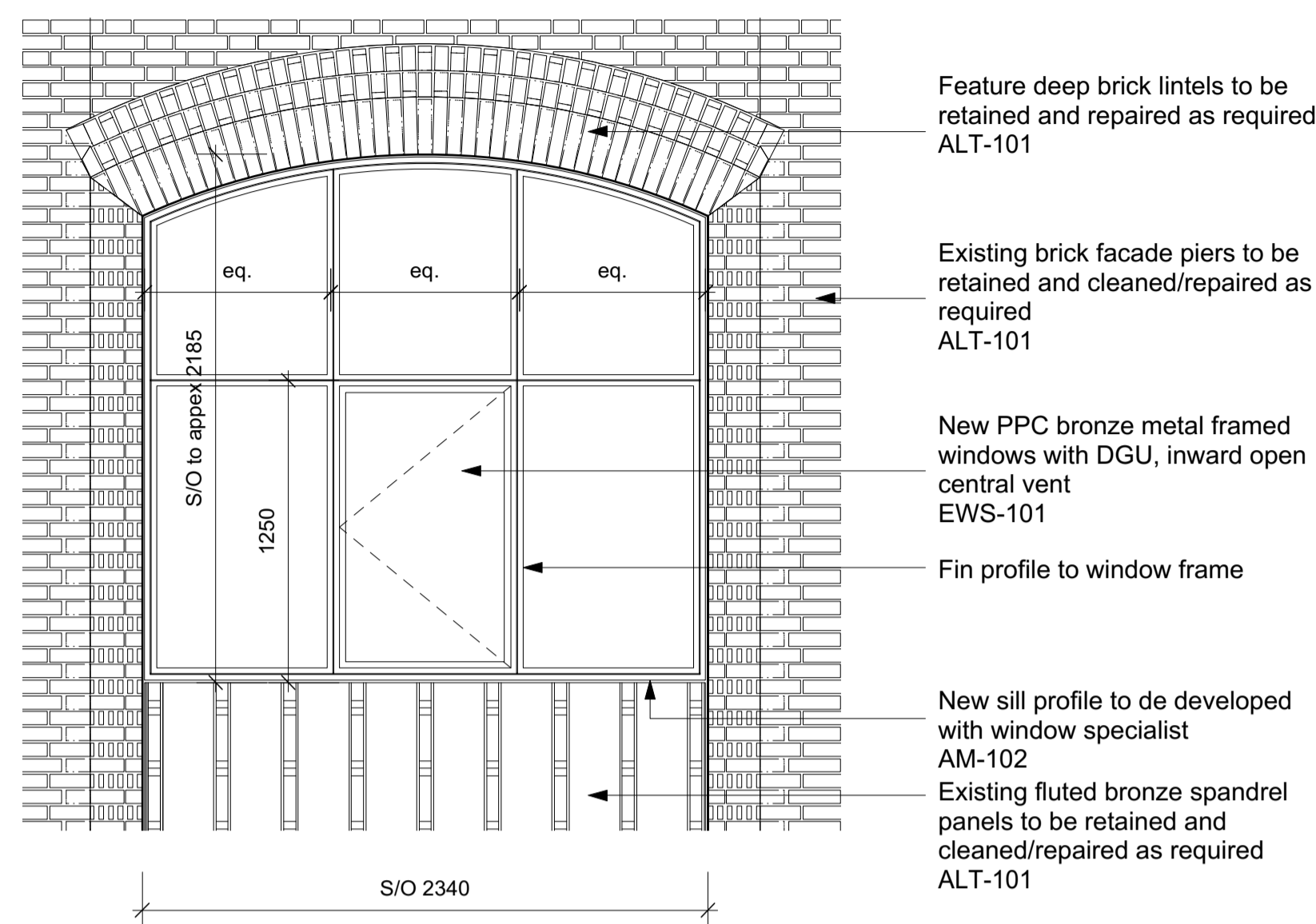
DRAWING External Windows Window Types - Sheet 2

SCALE 1:25 @ A1 (1:50 @ A3)

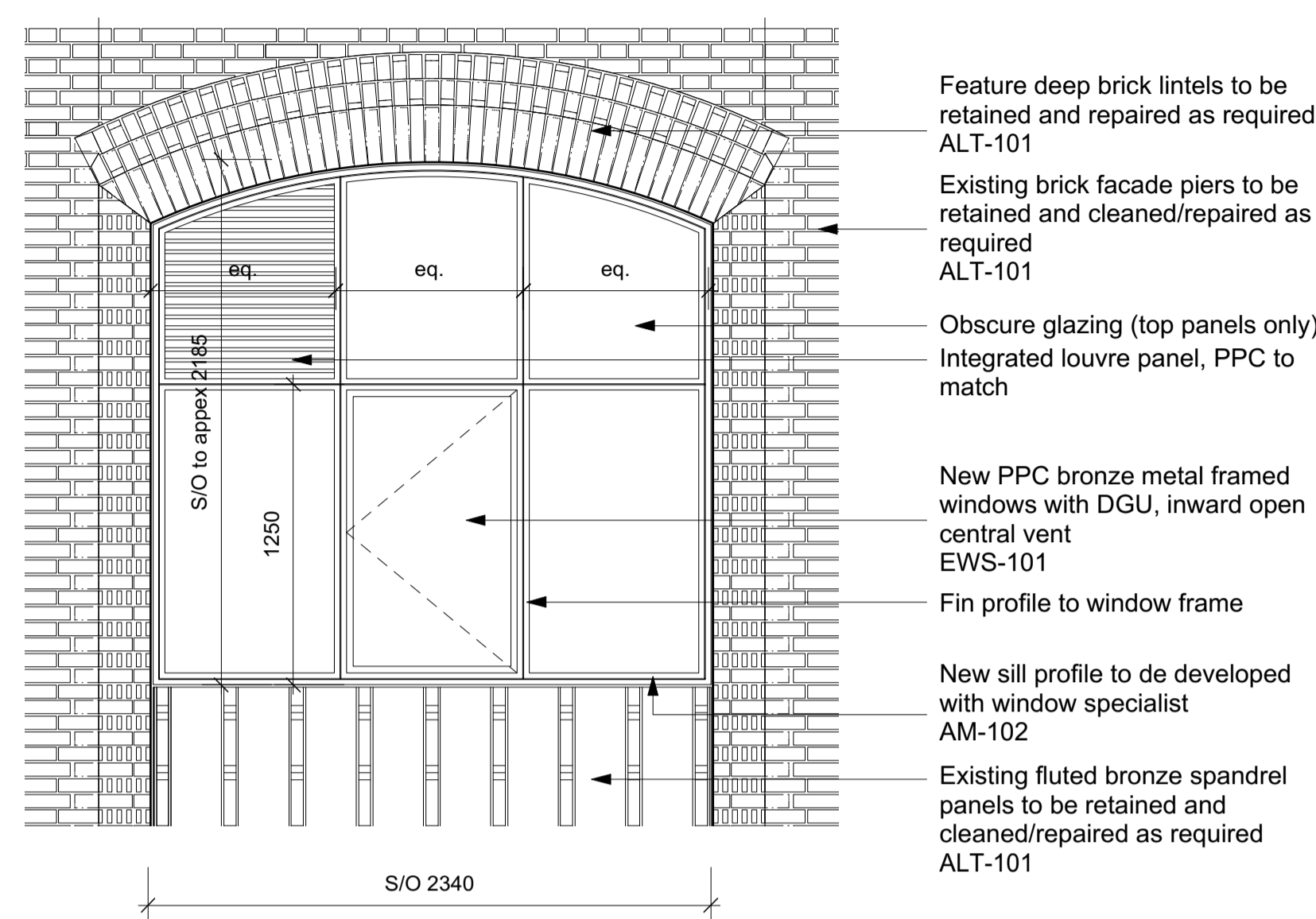
DATE APR. 2021 DRAWN BY AL

DWG No. 1143_ED-021 REVISION T1

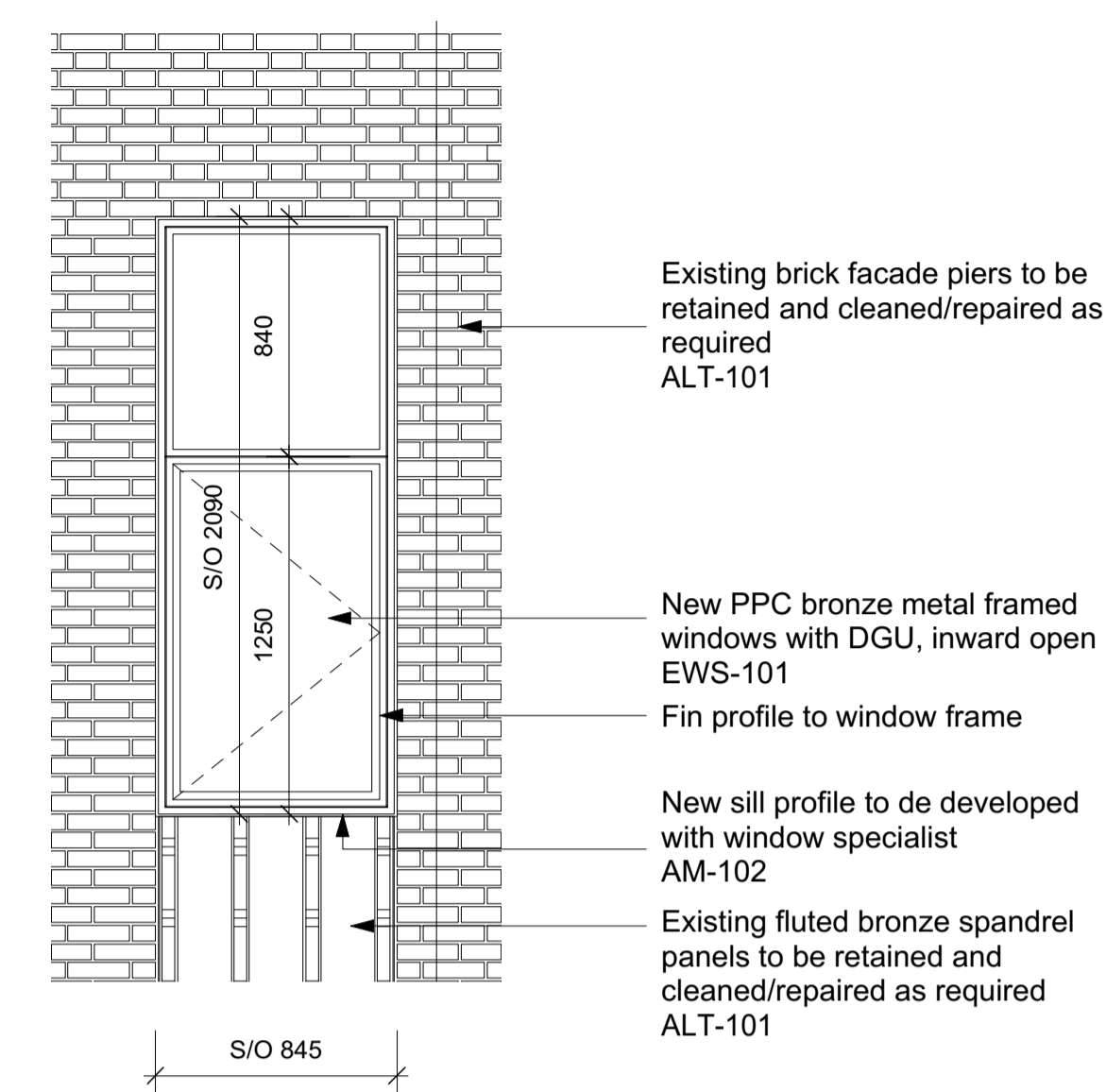
DRAWING STATUS STAGE 4



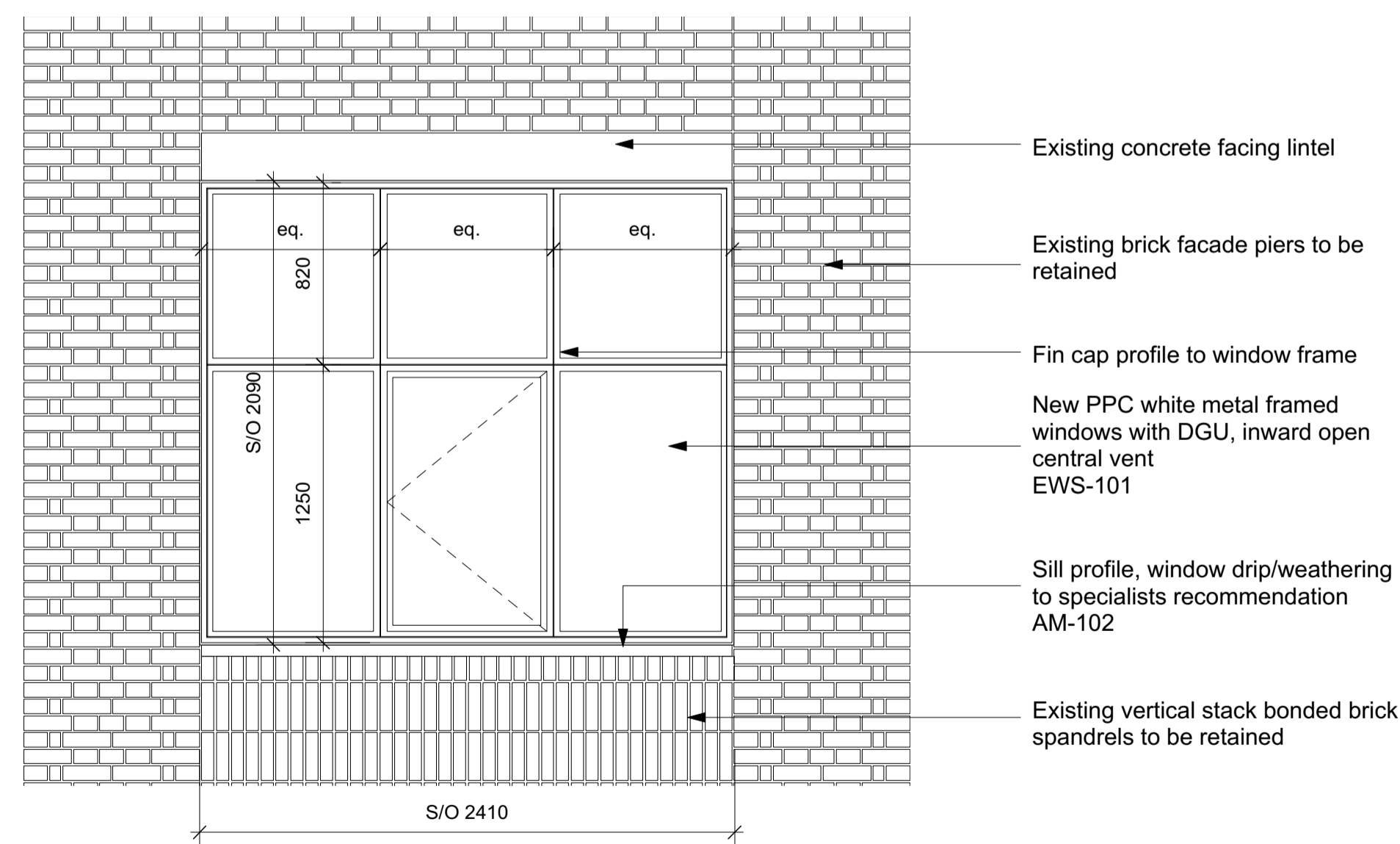
1 Window Type 10A - North Elevation Level 3
Scale: 1:25



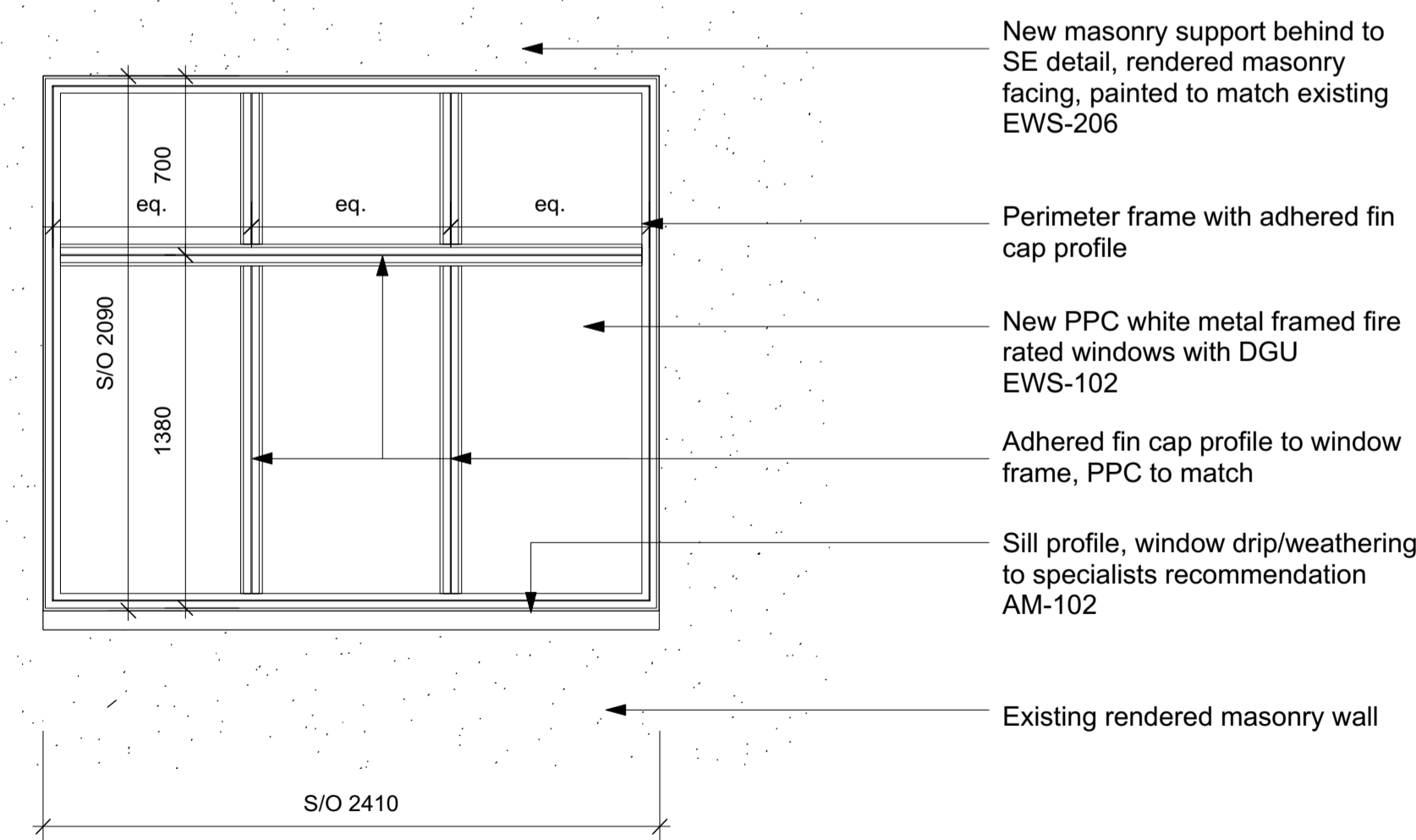
2 Window Type 10B - North Elevation Level 3
Scale: 1:25



3 Window Type 11 - South Elevation Level 3
Scale: 1:25



4 Window Type 12- East & West Elevation Level 3
Scale: 1:25



5 Window Type 13- West Elevation Level 3 - FR
Scale: 1:25

GENERAL NOTES.

All dimensions to be checked on site prior to commencement of any works, and/or preparation of any shop drawings.

Sizes of and dimensions to any structural elements are indicative only. See structural engineers drawings for actual sizes / dimensions.

Sizes of and dimensions to any service elements are indicative only. See service engineers drawings for actual sizes and dimensions.

This drawing to be read in conjunction with all other Architect's drawings, specifications and other Consultants' information.

All proprietary systems shown on this drawing are to be installed strictly in accordance with the Manufacturers/Suppliers recommended details.

Any discrepancies between information shown on this drawing and any other contract information or manufacturers/suppliers recommendations is to be brought to the attention of the Architect

DO NOT SCALE FROM THIS DRAWING.

NOTES.

T1 Stage 4 ISSUED FOR TENDER 16/04/21

REVISION DATE

Buckley Gray Yeoman

Studio 4.04 The Tea Building 56 Shoreditch High Street
London E1 6JJ T: 020 7033 9913

CLIENT
CLS Prescott LTD

PROJECT
9 Prescott Street

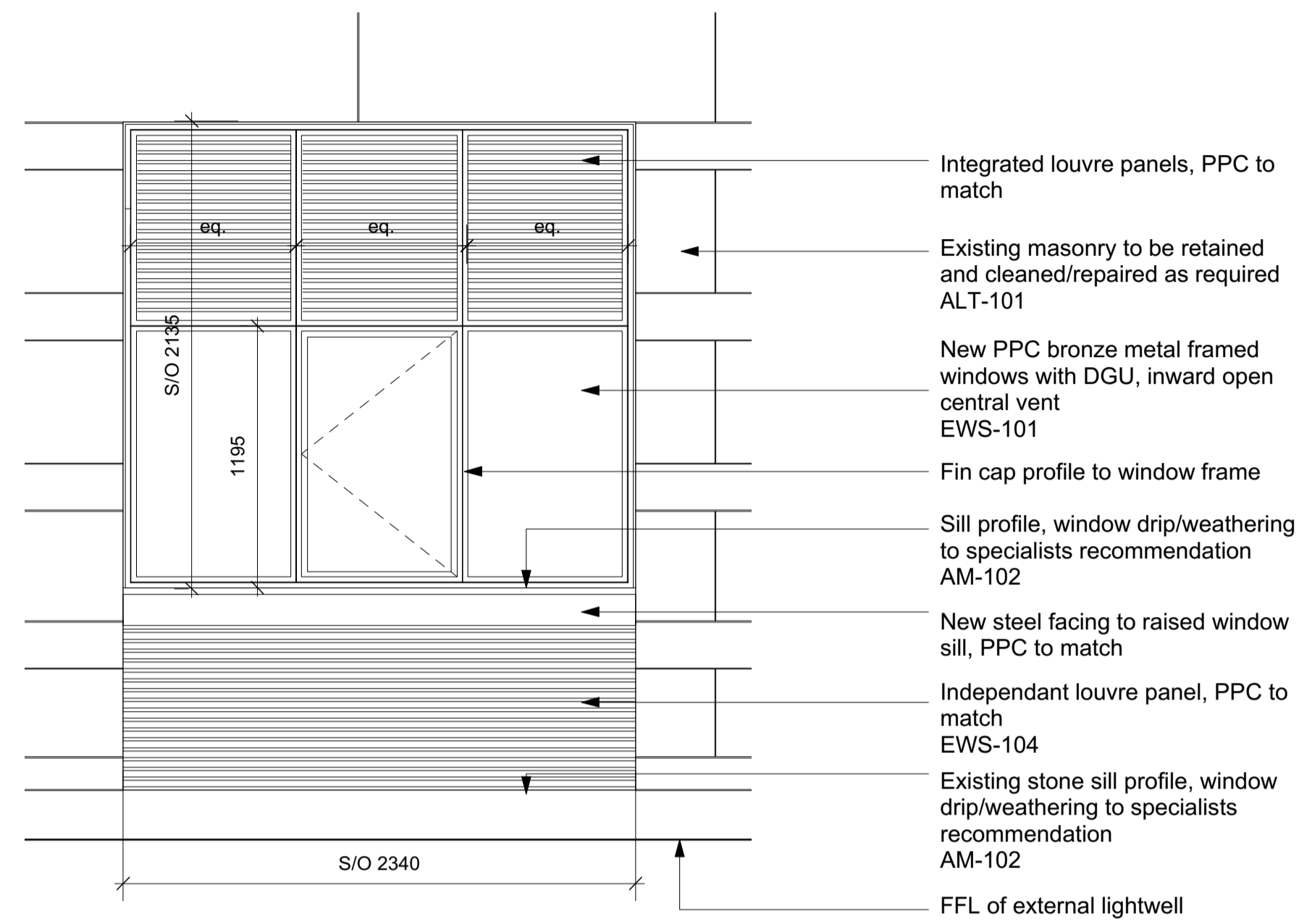
DRAWING
External Windows
Window Types - Sheet 3

SCALE 1:25 @ A1 (1:50 @ A3)

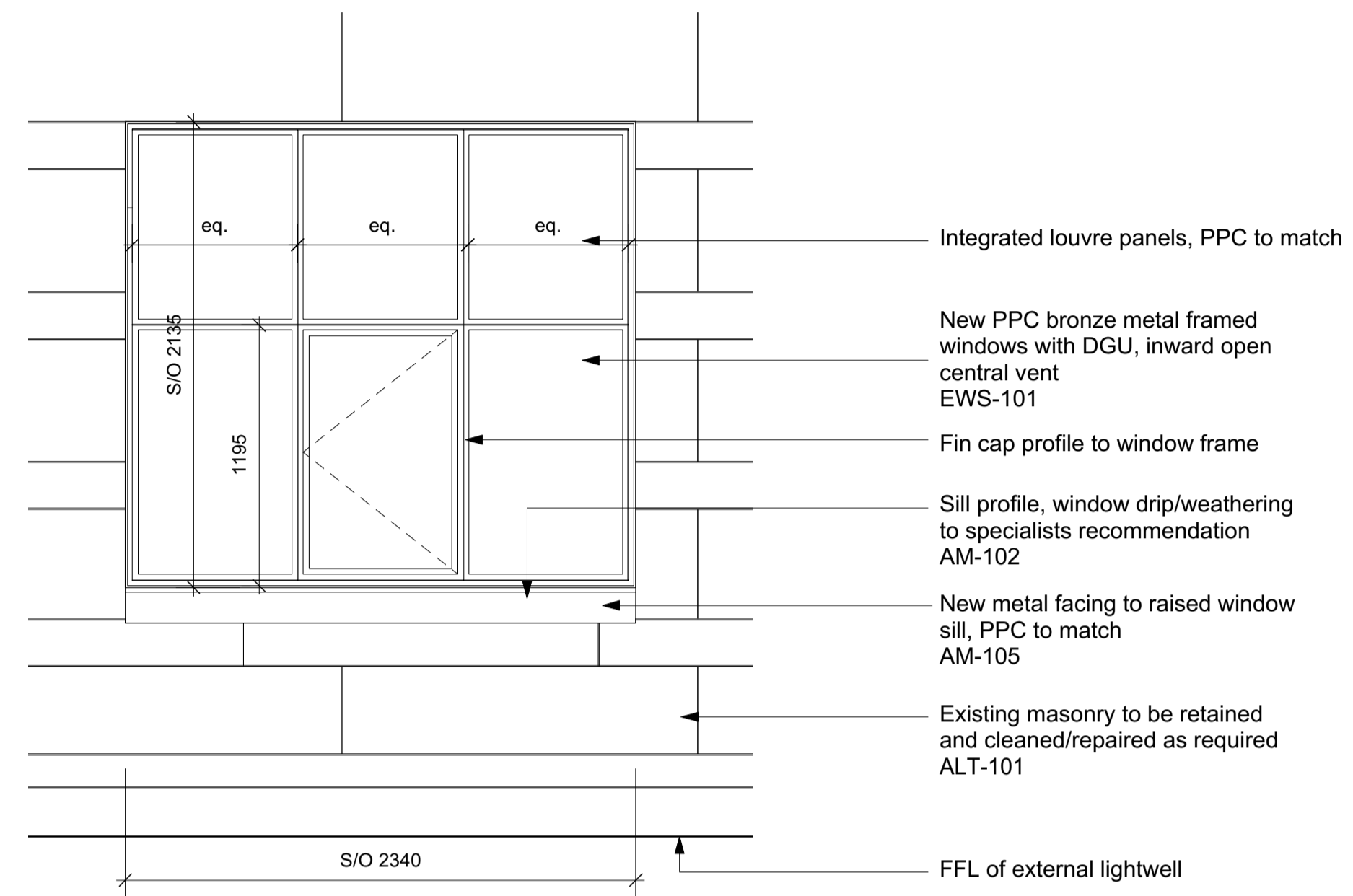
DATE APR. 2021 DRAWN BY AL

DWG No. 1143_ED-022 REVISION T1

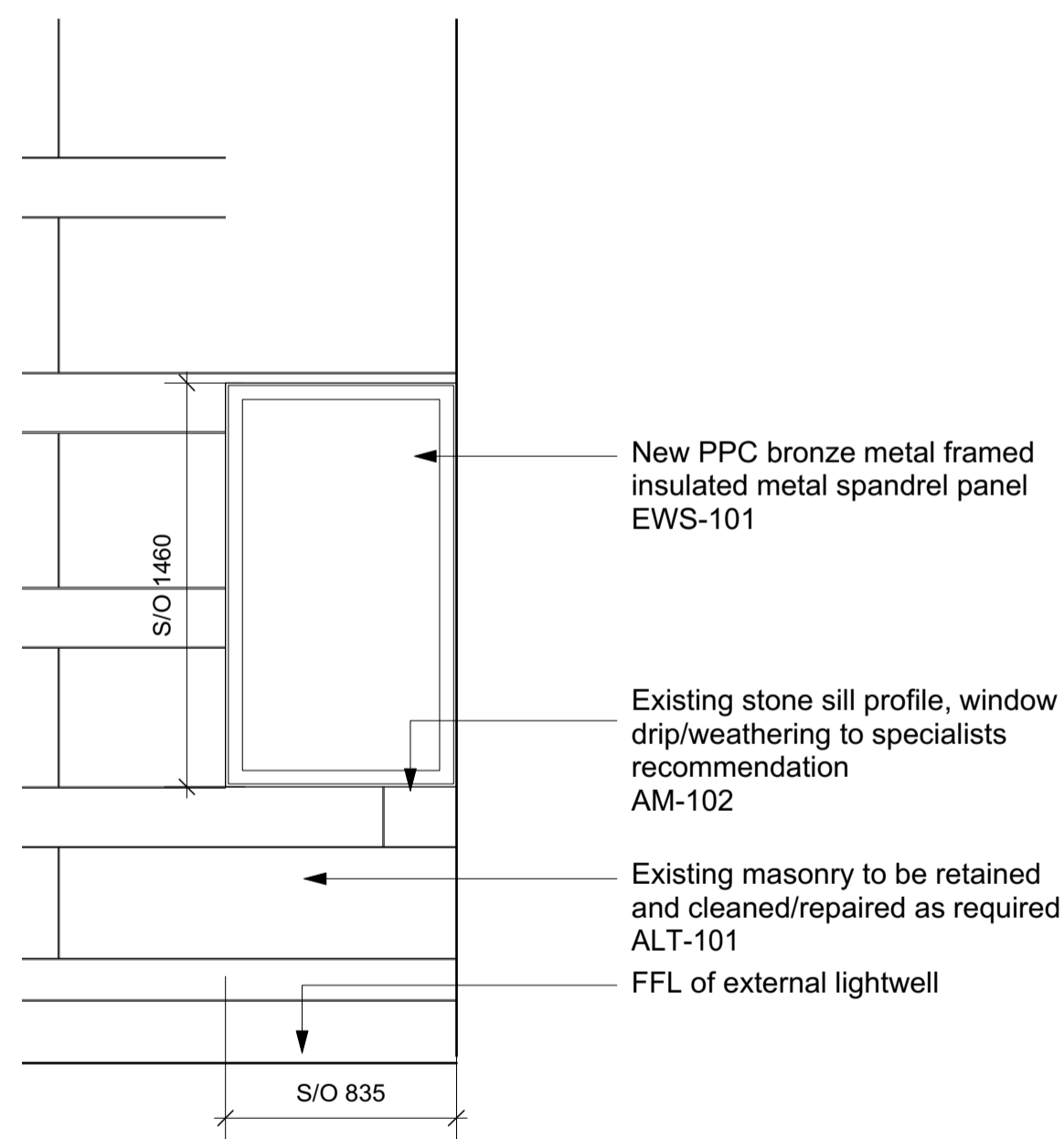
DRAWING STATUS
STAGE 4



1 Window Type 14- North Elevation Lightwell
Scale: 1:25



2 Window Type 15- North Elevation Lightwell
Scale: 1:25



3 Window Type 16- North Elevation Lightwell
Scale: 1:25

GENERAL NOTES.

All dimensions to be checked on site prior to commencement of any works, and/or preparation of any shop drawings.

Sizes of and dimensions to any structural elements are indicative only. See structural engineers drawings for actual sizes / dimensions.

Sizes of and dimensions to any service elements are indicative only. See service engineers drawings for actual sizes and dimensions.

This drawing to be read in conjunction with all other Architect's drawings, specifications and other Consultants' information.

All proprietary systems shown on this drawing are to be installed strictly in accordance with the Manufacturers/Suppliers recommended details.

Any discrepancies between information shown on this drawing and any other contract information or manufacturers/suppliers recommendations is to be brought to the attention of the Architect

DO NOT SCALE FROM THIS DRAWING.

NOTES.

T1 Stage 4 ISSUED FOR TENDER 16/04/21

REVISION DATE

Buckley Gray Yeoman

Studio 4.04 The Tea Building 56 Shoreditch High Street
London E1 6JJ T: 020 7033 9913

CLIENT
CLS Prescott LTD

PROJECT
9 Prescott Street

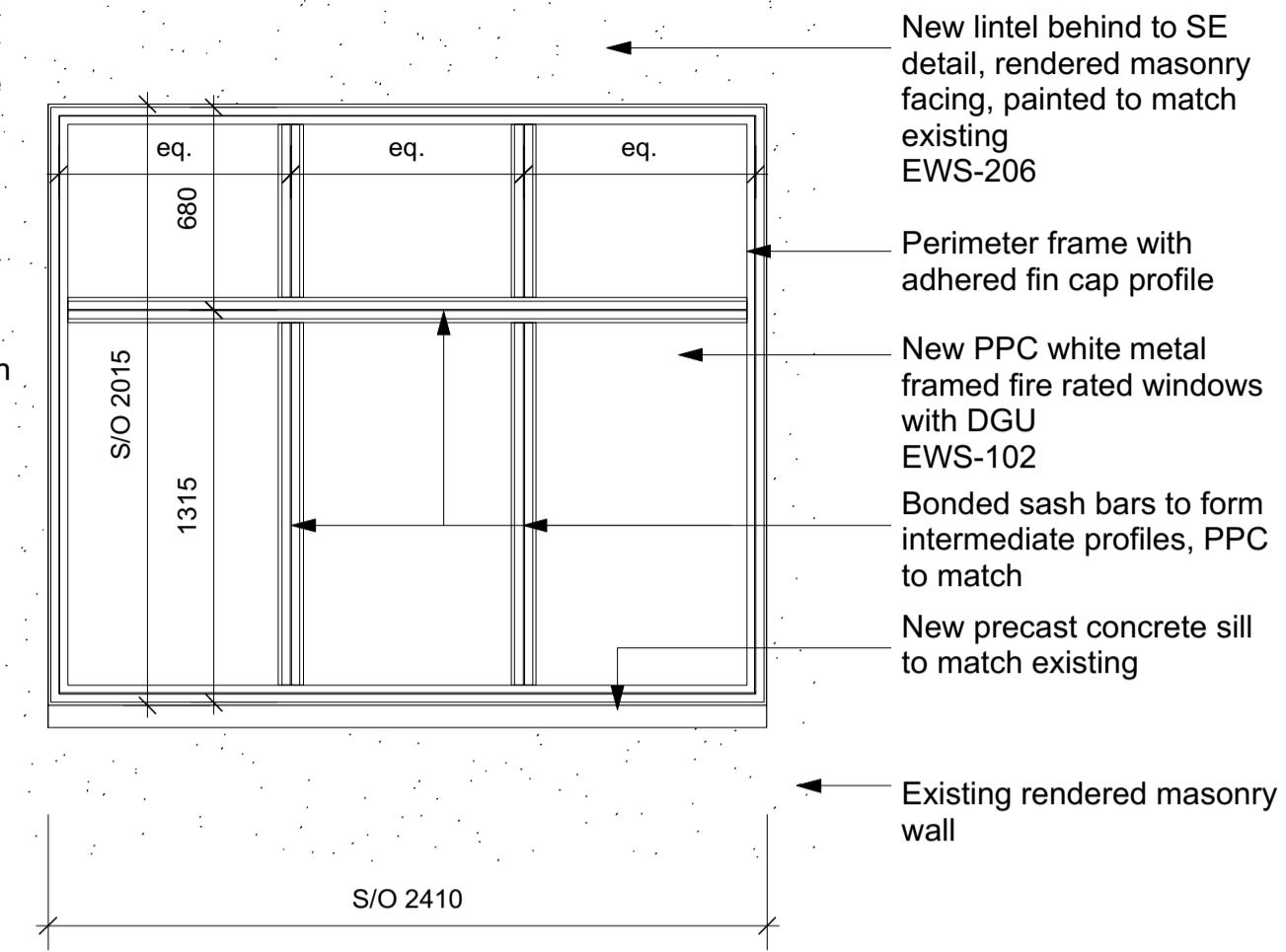
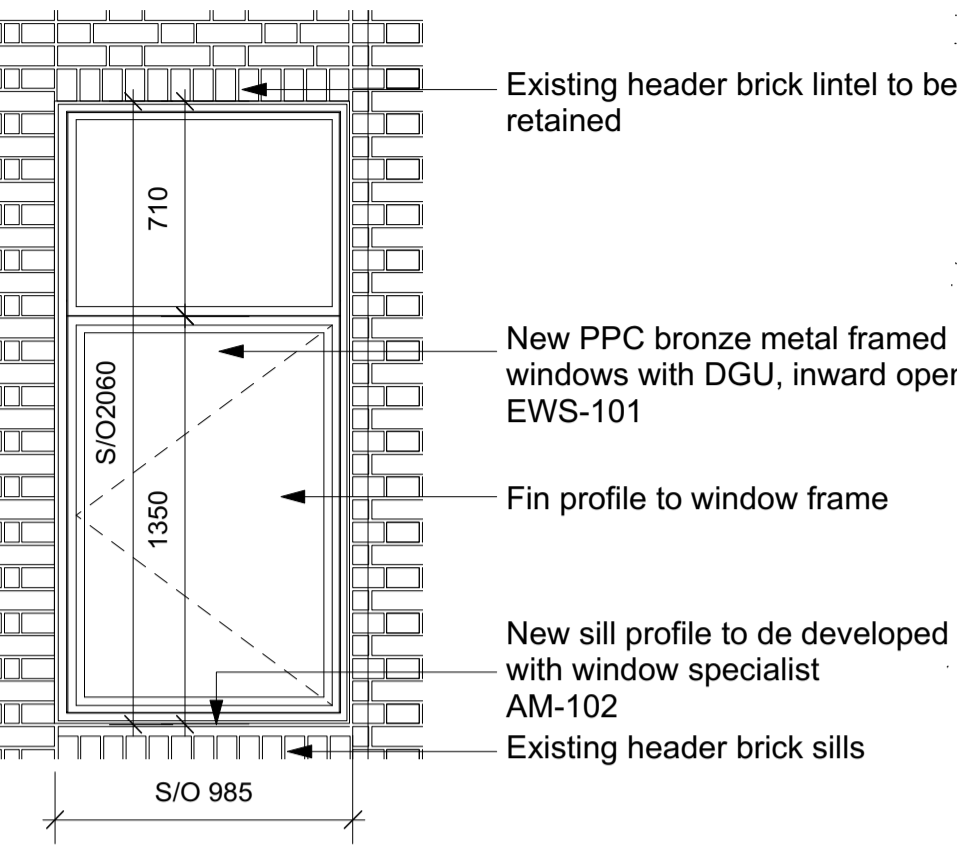
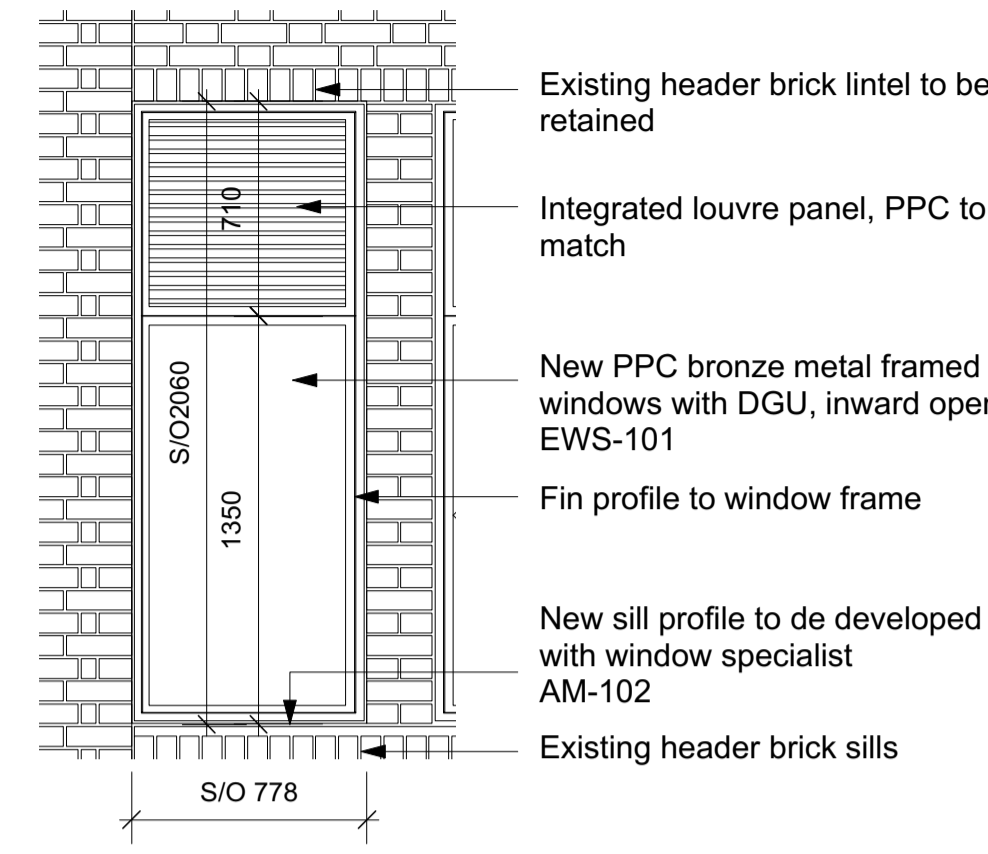
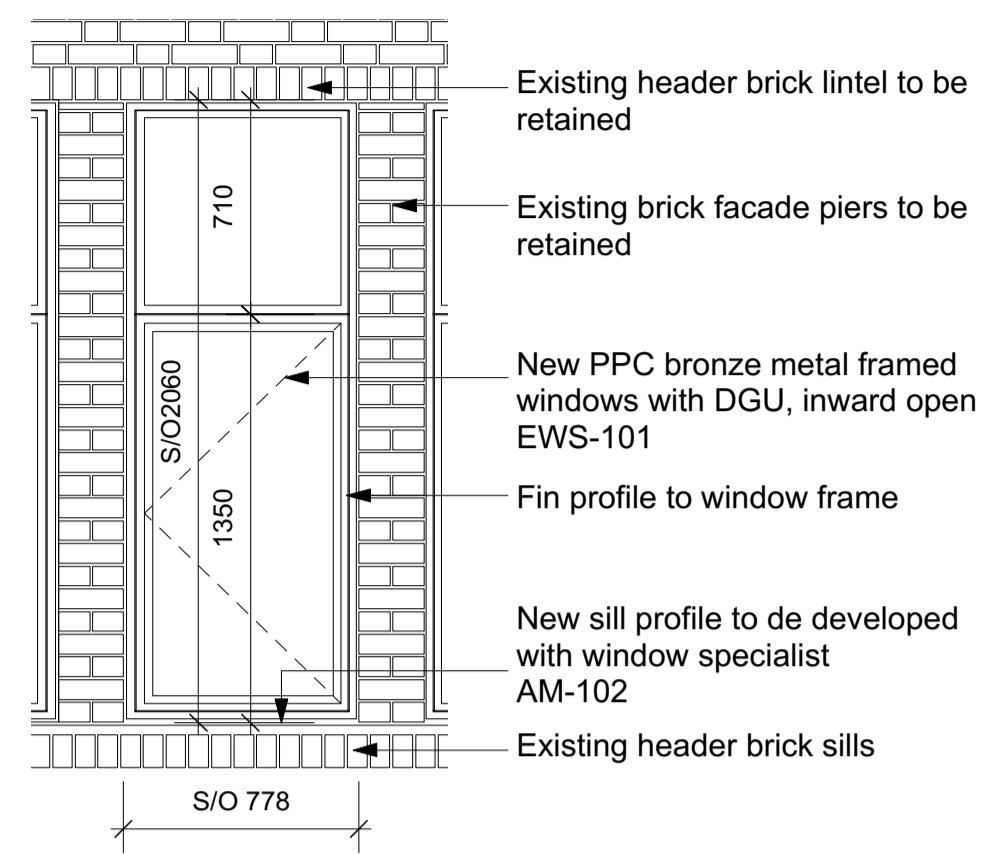
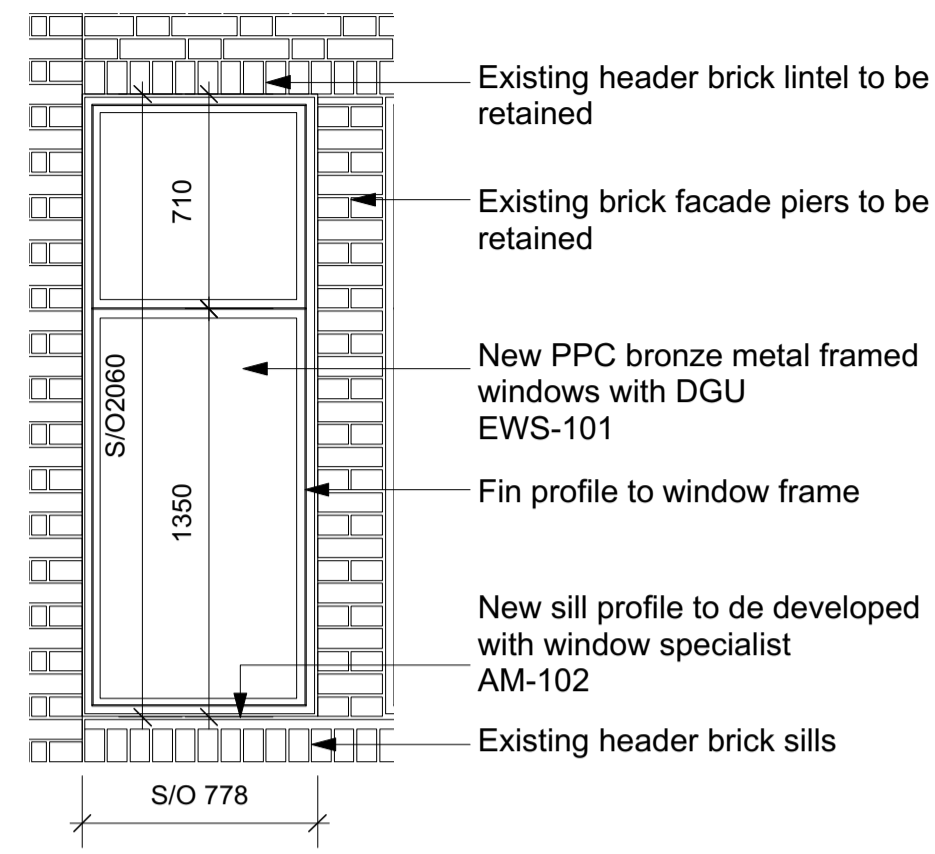
DRAWING
External Windows
Window Types - Sheet 4

SCALE 1:25 @ A1 (1:50 @ A3)

DATE APR. 2021 DRAWN BY AL

DWG No. 1143_ED-023 REVISION T1

DRAWING STATUS
STAGE 4



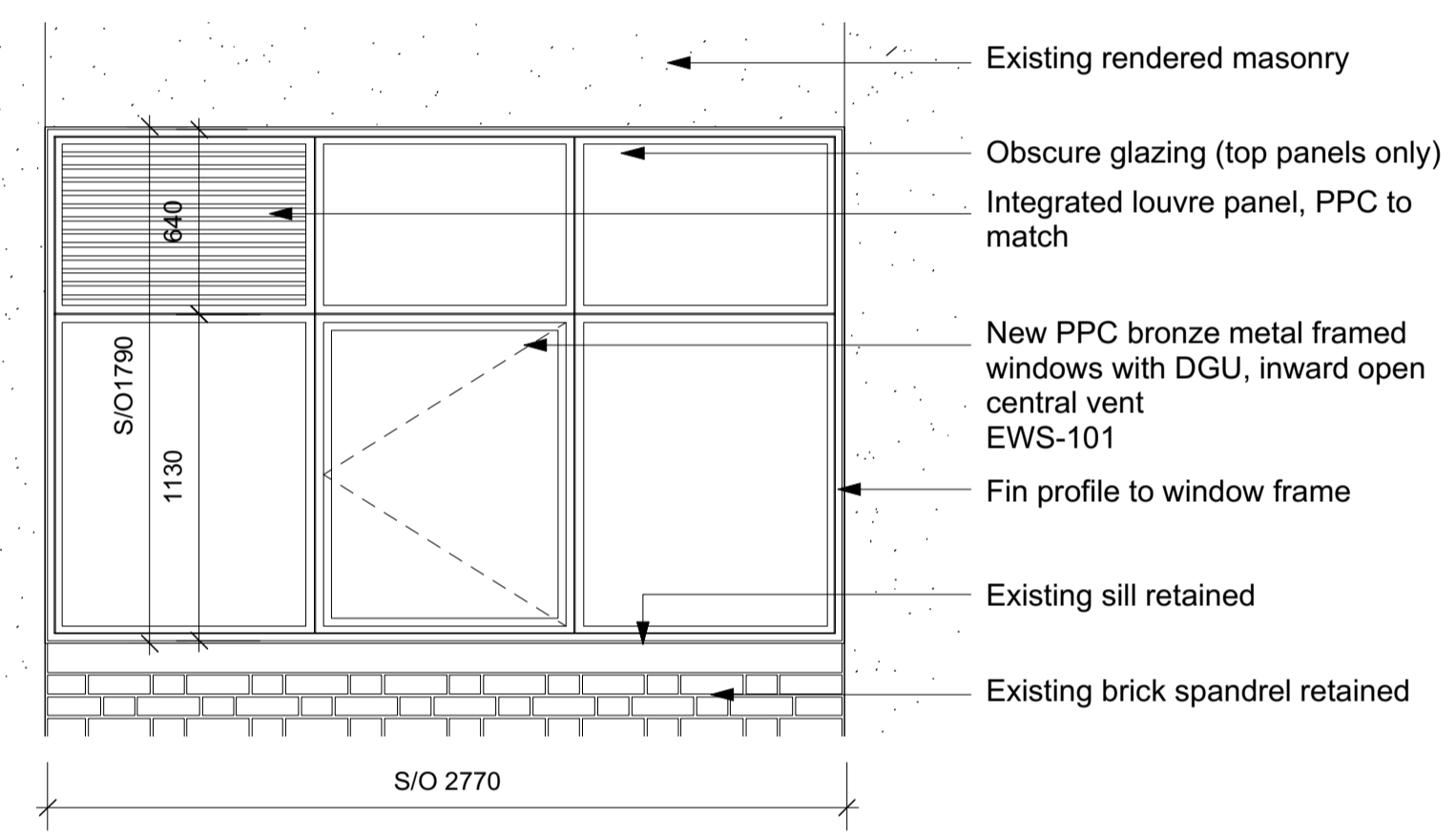
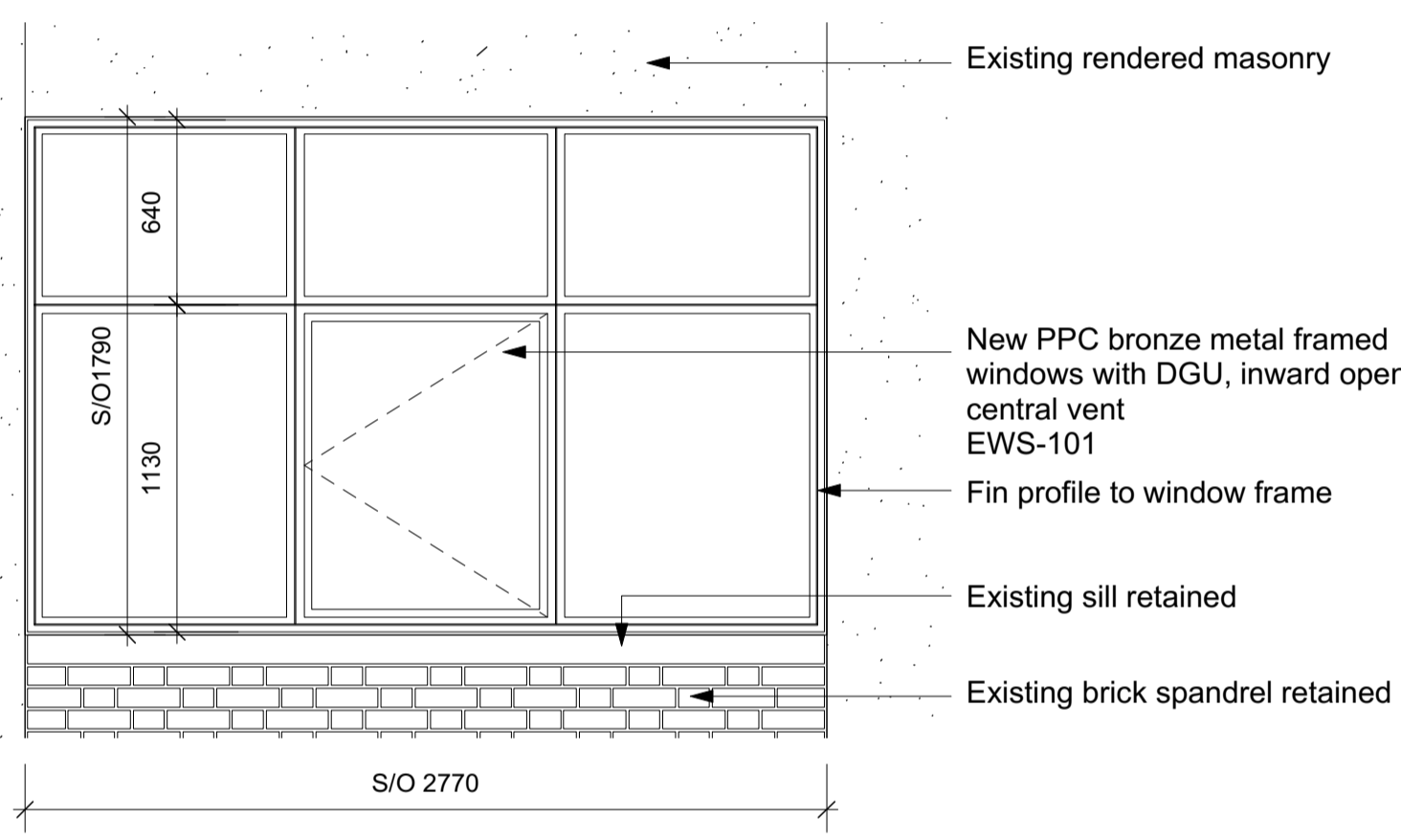
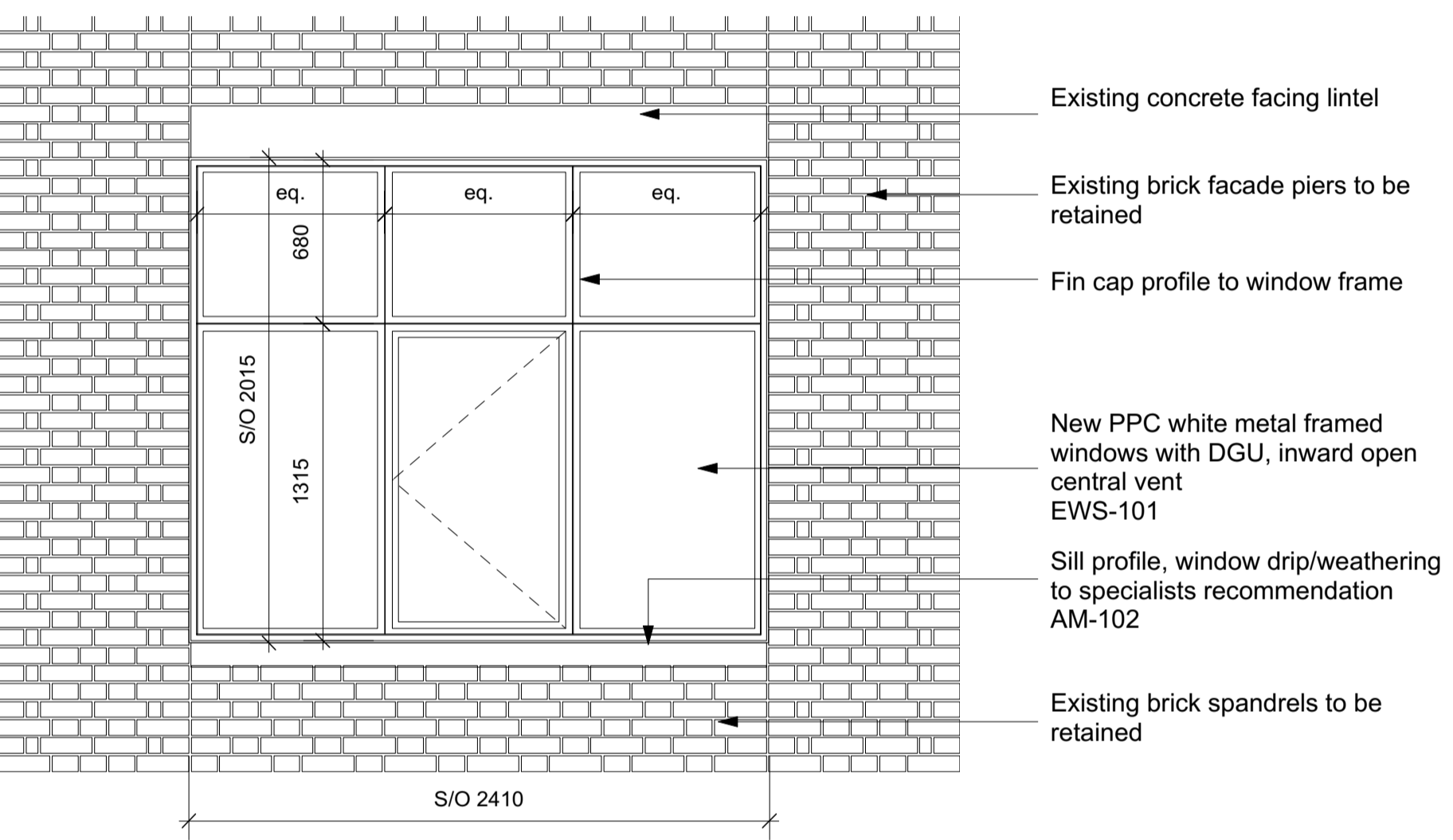
1 Window Type 18A - North & South Elevation Level 4
Scale: 1:25

2 Window Type 18B - North & South Elevation Level 4
Scale: 1:25

3 Window Type 18C - South Elevation Level 4
Scale: 1:25

4 Window Type 19 - South Elevation Level 4
Scale: 1:25

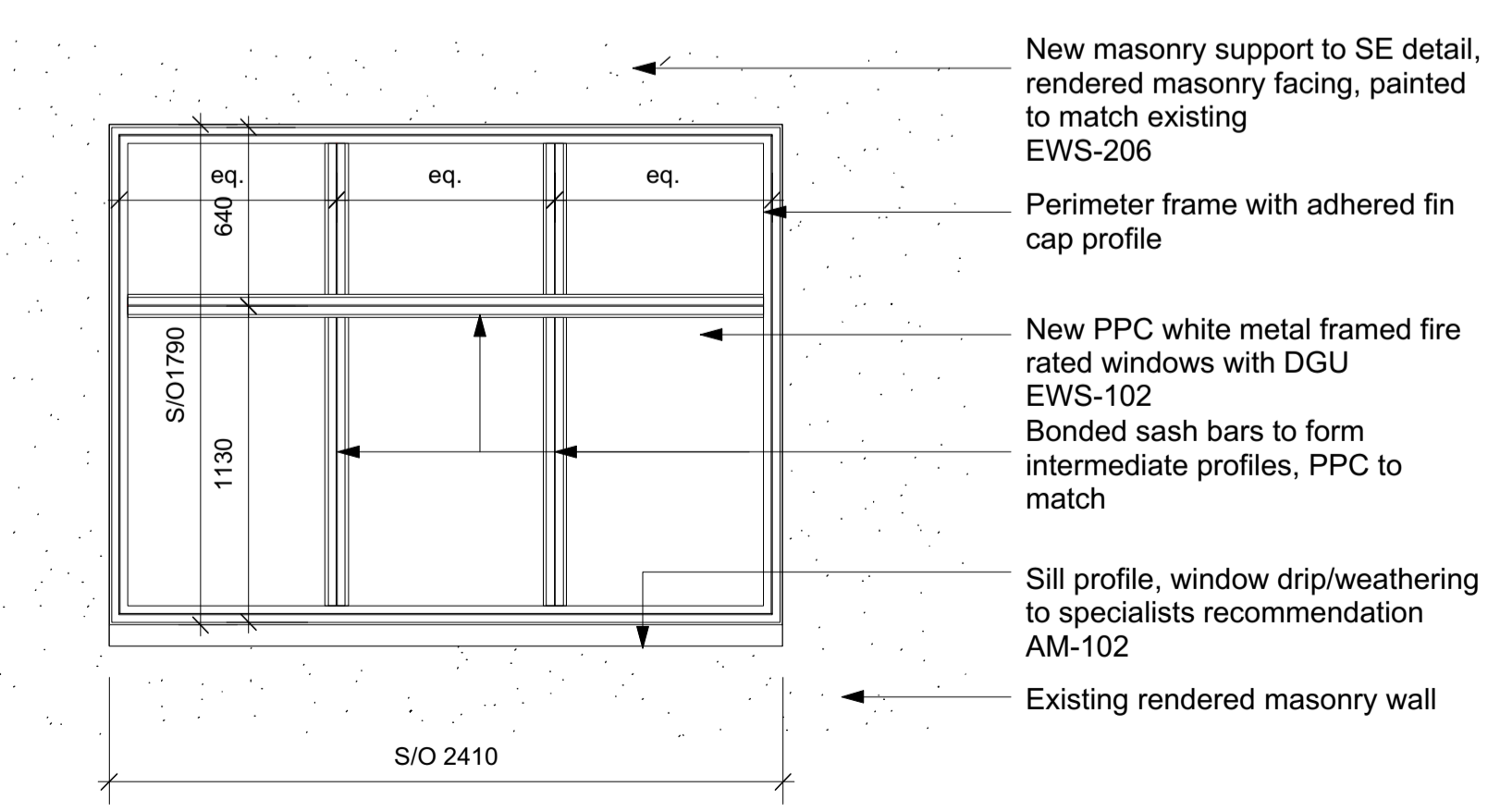
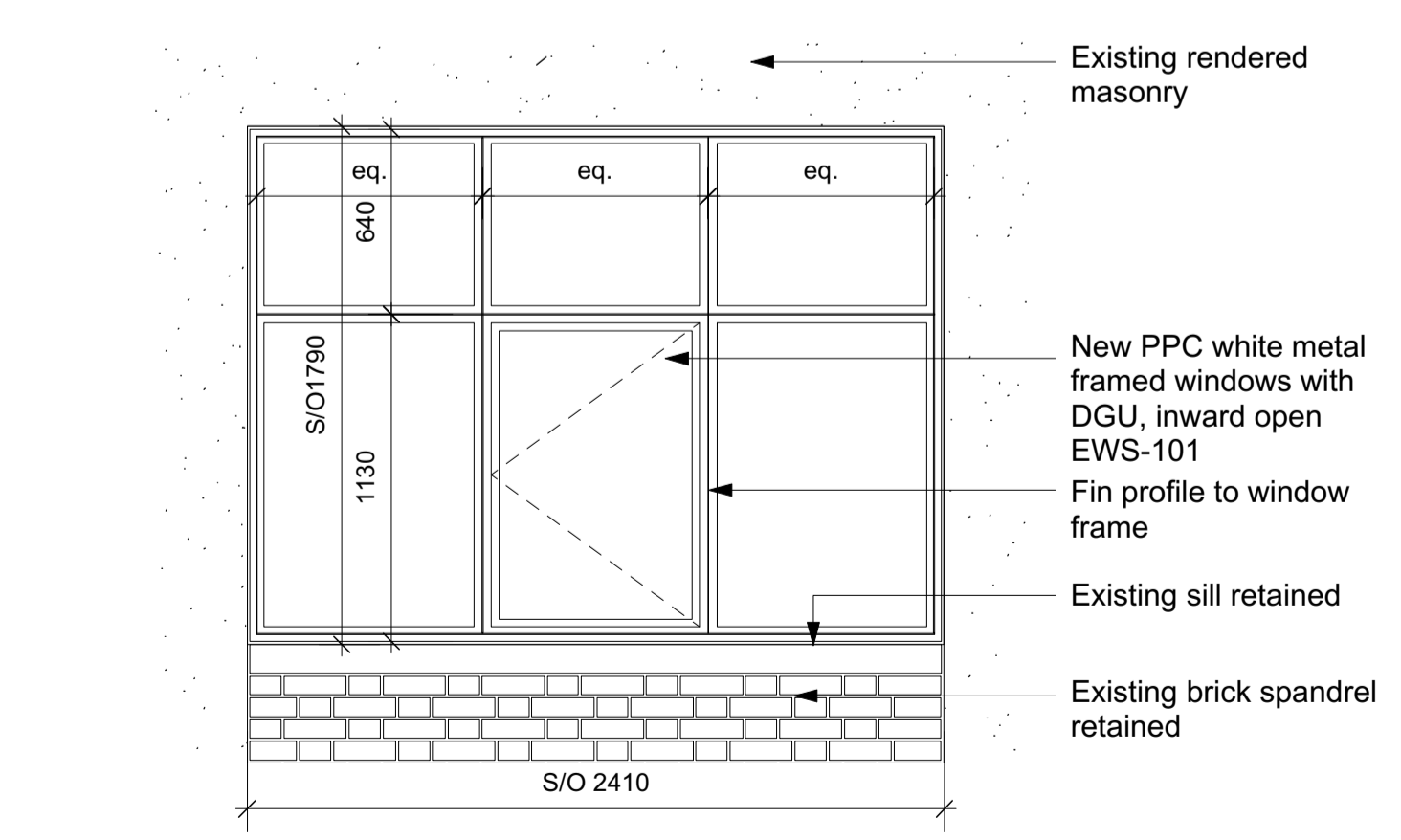
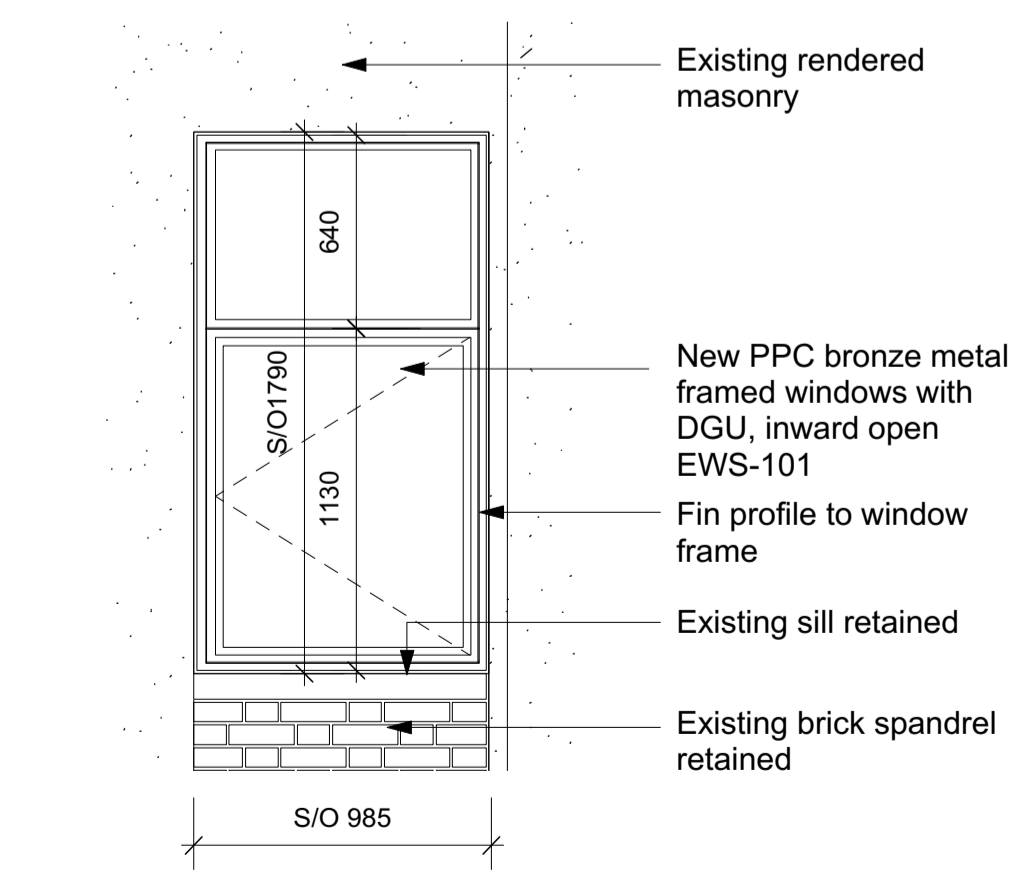
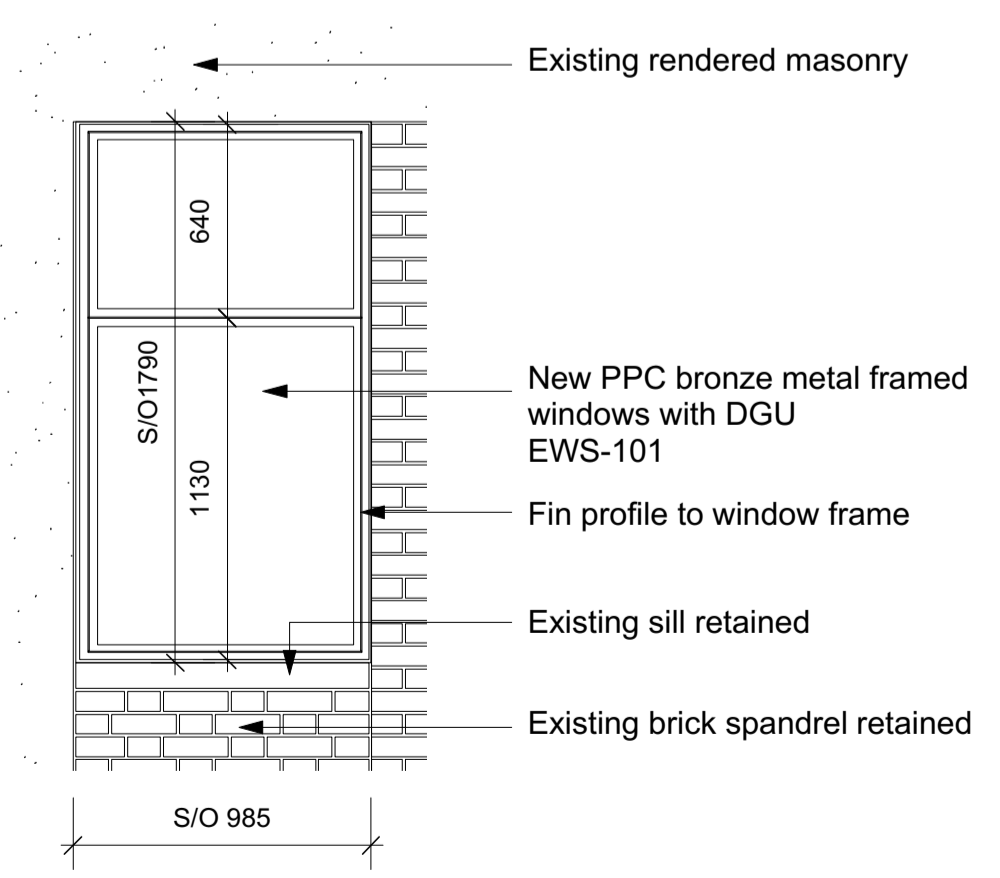
5 Window Type 20 - West Elevation Level 4 - FR
Scale: 1:25



6 Window Type 21 - East & West Elevation Level 4
Scale: 1:25

7 Window Type 22A - North & South Elevation Level 5 & 6
Scale: 1:25

8 Window Type 22B - South Elevation Level 5 & 6
Scale: 1:25



9 Window Type 23A - North & South Elevation Level 5 & 6
Scale: 1:25

10 Window Type 23B - South Elevation Level 5 & 6
Scale: 1:25

11 Window Type 24 - East & West Elevation Level 5 & 6
Scale: 1:25

12 Window Type 25 - West Elevation Level 5 & 6 - FR
Scale: 1:25

GENERAL NOTES.

All dimensions to be checked on site prior to commencement of any works, and/or preparation of any shop drawings.

Sizes of and dimensions to any structural elements are indicative only. See structural engineers drawings for actual sizes / dimensions.

Sizes of and dimensions to any service elements are indicative only. See service engineers drawings for actual sizes and dimensions.

This drawing to be read in conjunction with all other Architect's drawings, specifications and other Consultants' information.

All proprietary systems shown on this drawing are to be installed strictly in accordance with the Manufacturers/Suppliers recommended details.

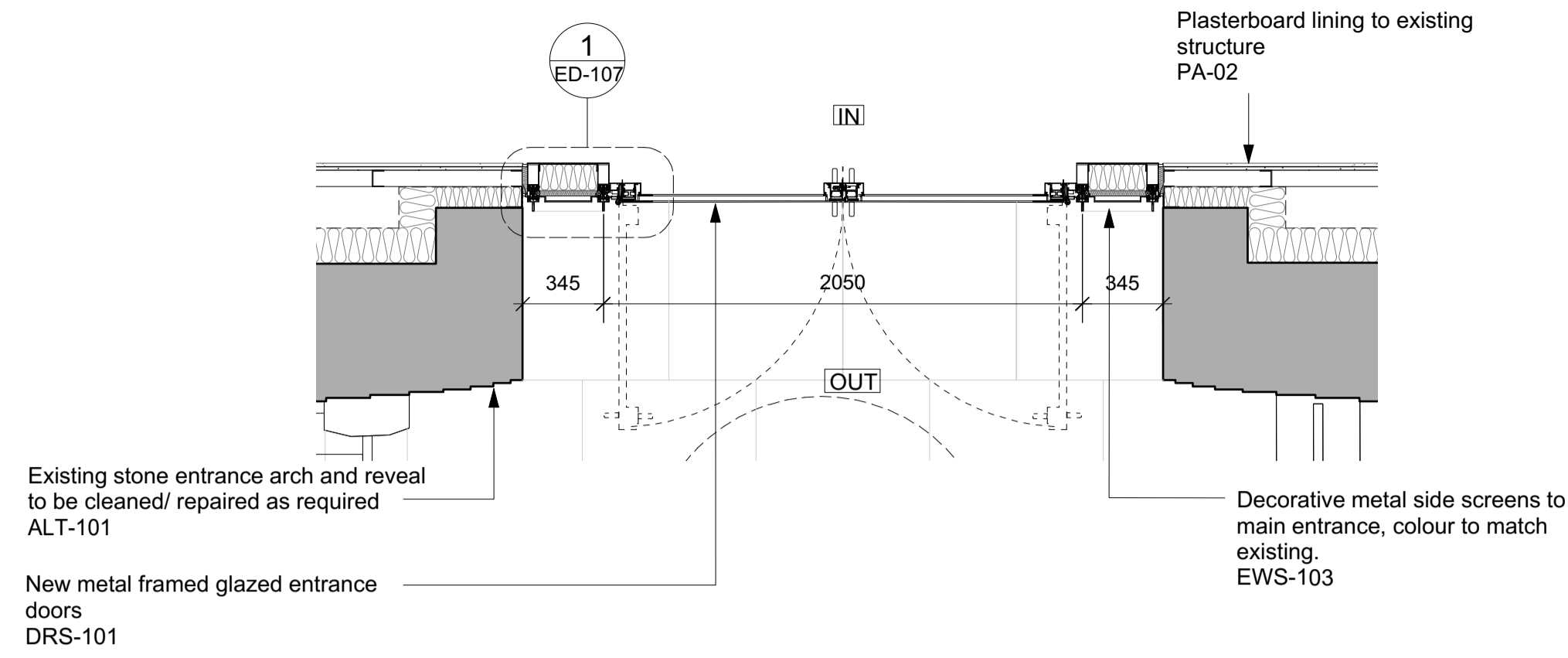
Any discrepancies between information shown on this drawing and any other contract information or manufacturers/suppliers recommendations is to be brought to the attention of the Architect

DO NOT SCALE FROM THIS DRAWING.

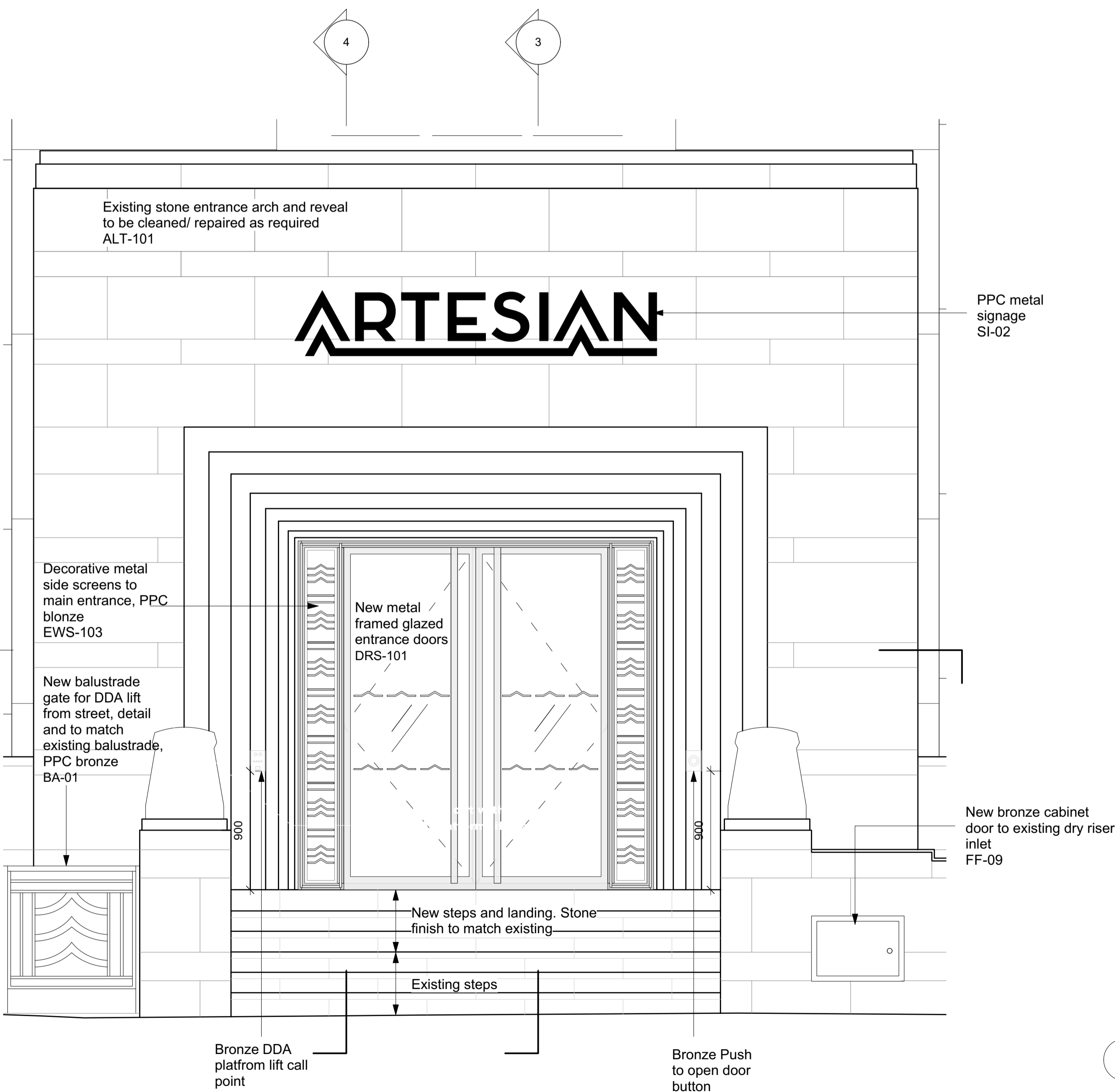
NOTES.

T1	Stage 4 ISSUED FOR TENDER	16/04/21
REVISION		DATE
Buckley Gray Yeoman		
Studio 4.04 The Tea Building 56 Shoreditch High Street London E1 6JJ T: 020 7033 9913		
CLIENT	CLS Prescott LTD	
PROJECT	9 Prescott Street	
DRAWING	External Windows Window Types - Sheet 5	
SCALE	1:25 @ A1	(1:50 @ A3)
DATE	APR. 2021	DRAWN BY AL
DWG No.	1143_ED-024	REVISION T1
DRAWING STATUS	STAGE 4	

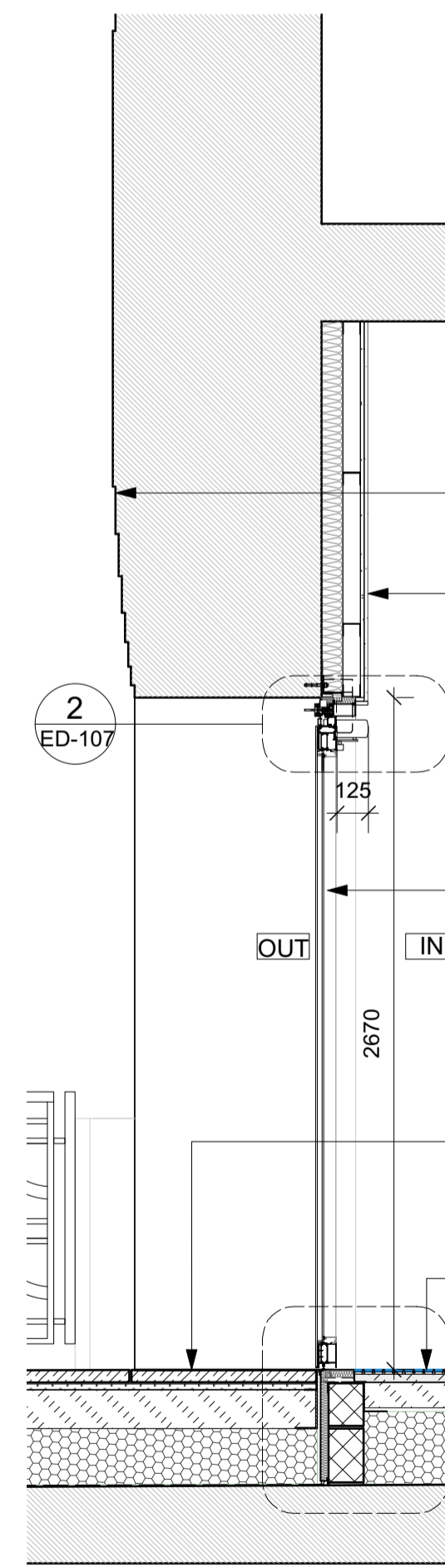
Information contained on this drawing is the sole copyright of Buckley Gray Yeoman and is not to be reproduced without their permission.



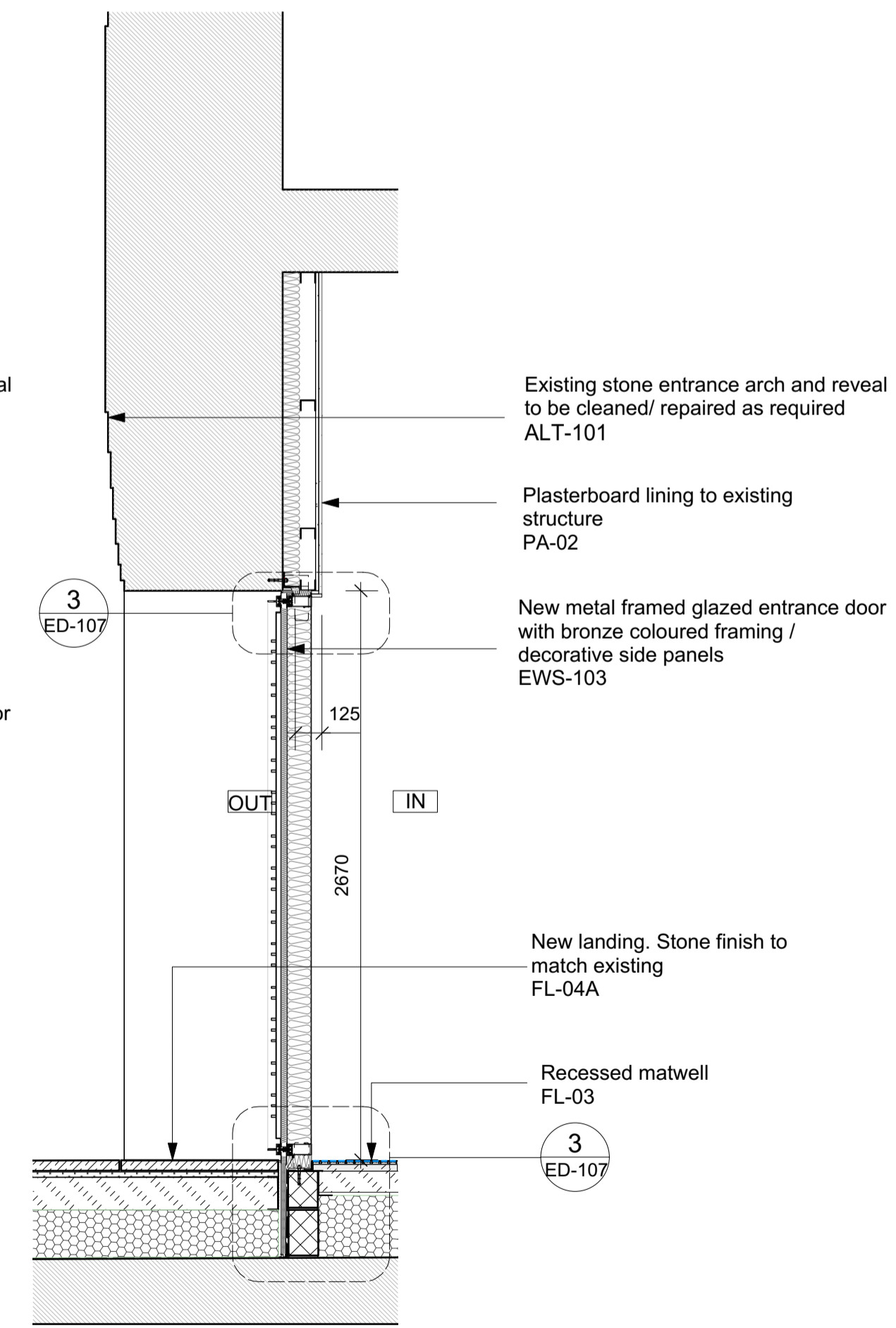
1 Prescott Street - Entrance Screen - Plan



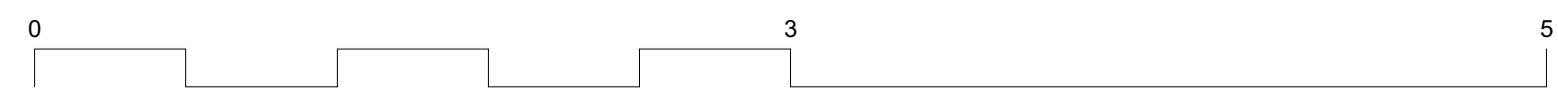
2 Prescott Street - Entrance Screen - Elevation



3 Prescott Street - Entrance Screen - Section



4 Prescott Street - Entrance Screen - Section



GENERAL NOTES.

All dimensions to be checked on site prior to commencement of any works, and/or preparation of any shop drawings.

Sizes of and dimensions to any structural elements are indicative only. See structural engineers drawings for actual sizes / dimensions.

Sizes of and dimensions to any service elements are indicative only. See service engineers drawings for actual sizes and dimensions.

This drawing to be read in conjunction with all other Architect's drawings, specifications and other Consultants' information.

All proprietary systems shown on this drawing are to be installed strictly in accordance with the Manufacturers/Suppliers recommended details.

Any discrepancies between information shown on this drawing and any other contract information or manufacturers/suppliers recommendations is to be brought to the attention of the Architect

DO NOT SCALE FROM THIS DRAWING.

NOTES.



T1	Stage 4 ISSUED FOR TENDER	16/04/21
REVISION		DATE
Buckley Gray Yeoman		
Studio 4.04 The Tea Building 56 Shoreditch High Street London E1 6JJ T: 020 7033 9913		
CLIENT	CLS Prescott LTD	
PROJECT	9 Prescott Street	
DRAWING	Proposed Ground Floor Prescott Street Bay Detail 01	
SCALE	1:25 @ A1	(1:50 @ A3)
DATE	APR. 2021	DRAWN BY AL
DWG No.	1143_ED-050	REVISION T1
DRAWING STATUS	STAGE 4	

GENERAL NOTES.

All dimensions to be checked on site prior to commencement of any works, and/or preparation of any shop drawings.

Sizes of and dimensions to any structural elements are indicative only. See structural engineers drawings for actual sizes / dimensions.

Sizes of and dimensions to any service elements are indicative only. See service engineers drawings for actual sizes and dimensions.

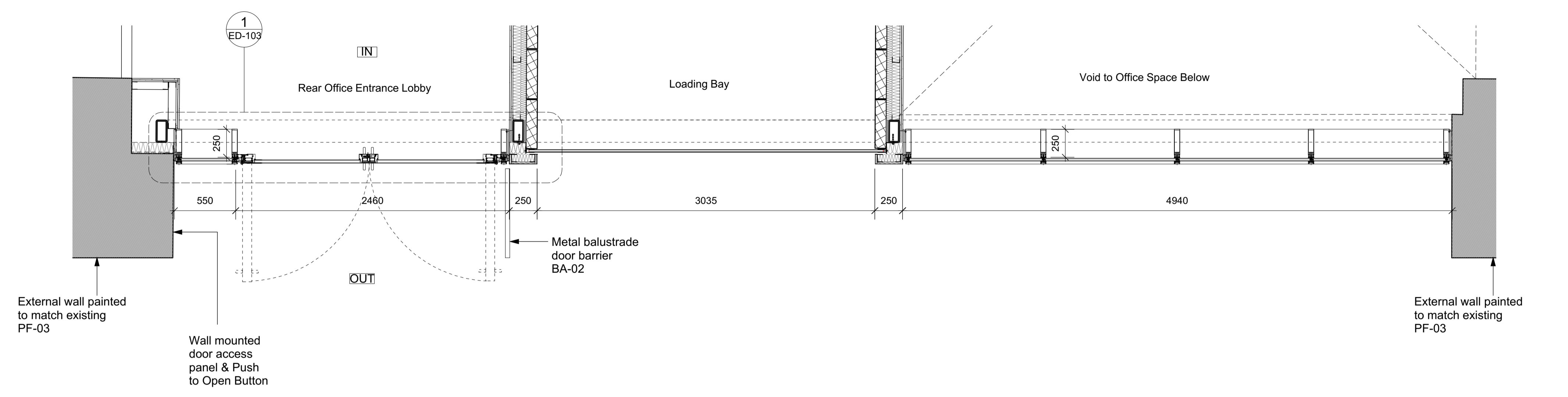
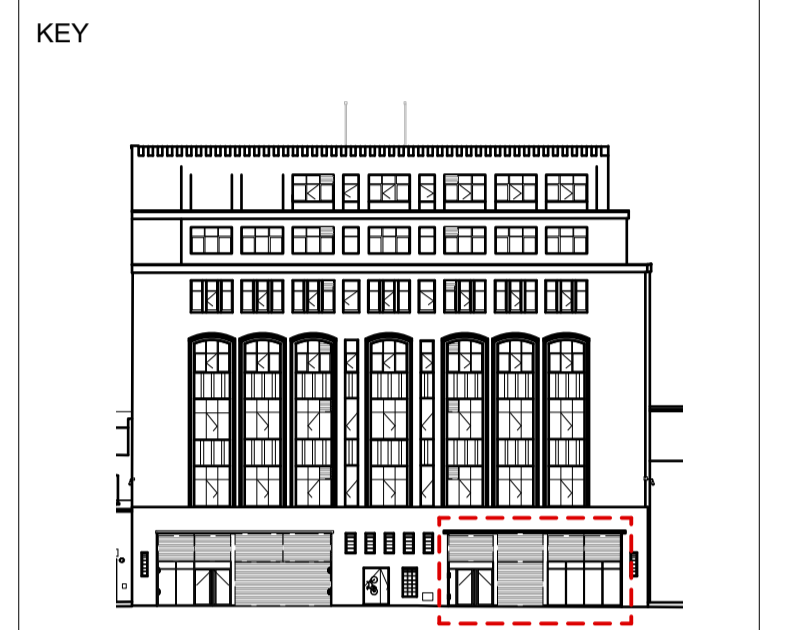
This drawing to be read in conjunction with all other Architect's drawings, specifications and other Consultants' information.

All proprietary systems shown on this drawing are to be installed strictly in accordance with the Manufacturers/Suppliers recommended details.

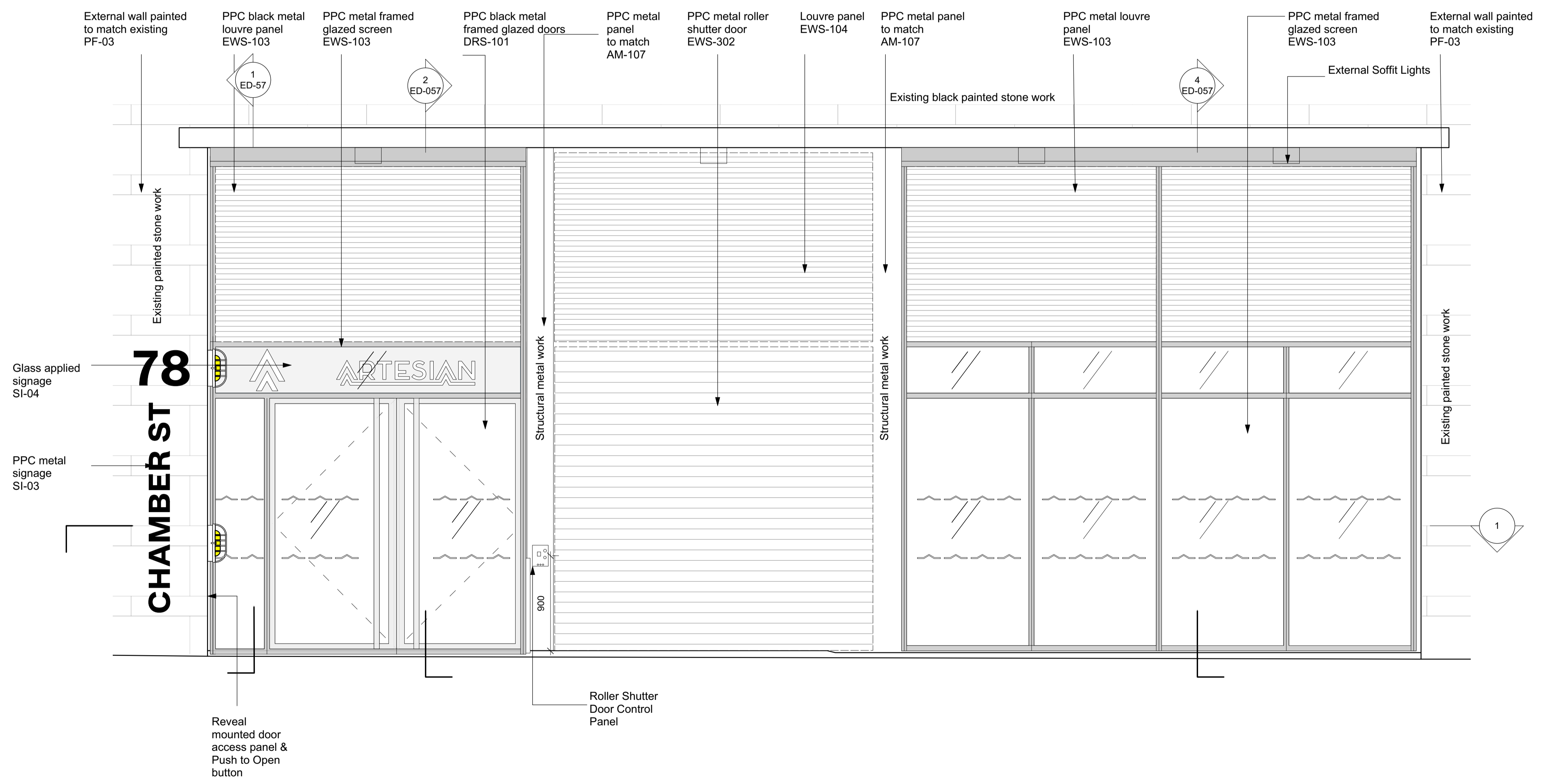
Any discrepancies between information shown on this drawing and any other contract information or manufacturers/suppliers recommendations is to be brought to the attention of the Architect

DO NOT SCALE FROM THIS DRAWING.

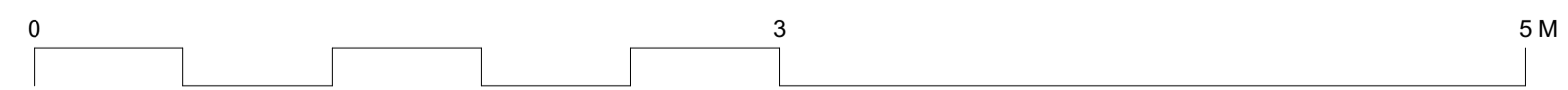
NOTES.



1 Chamber Street - Entrance - Plan

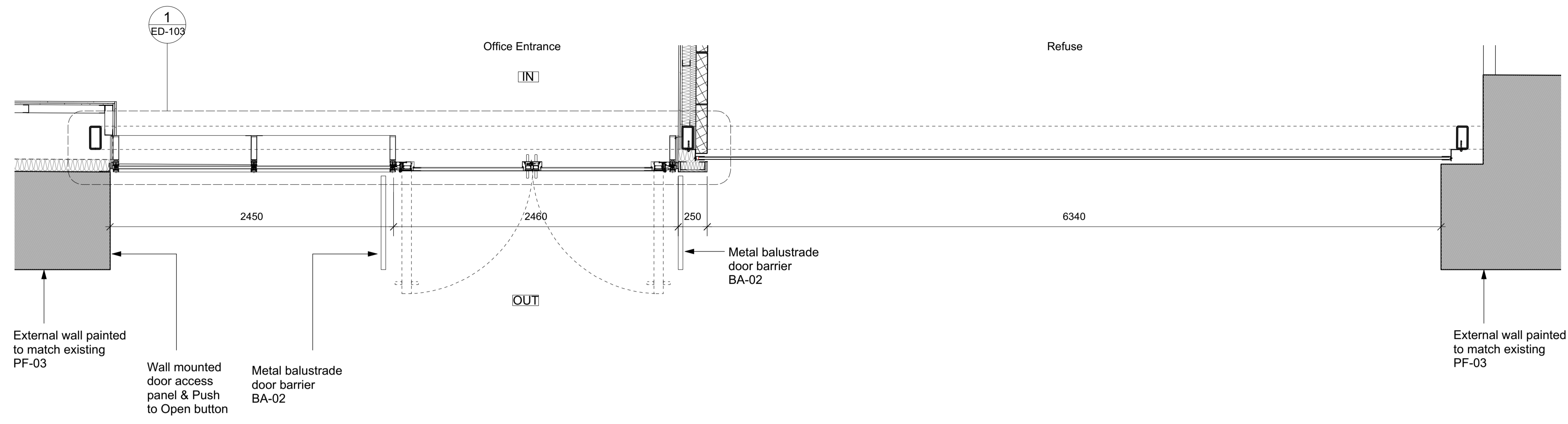


2 Chamber Street - Entrance - Elevation

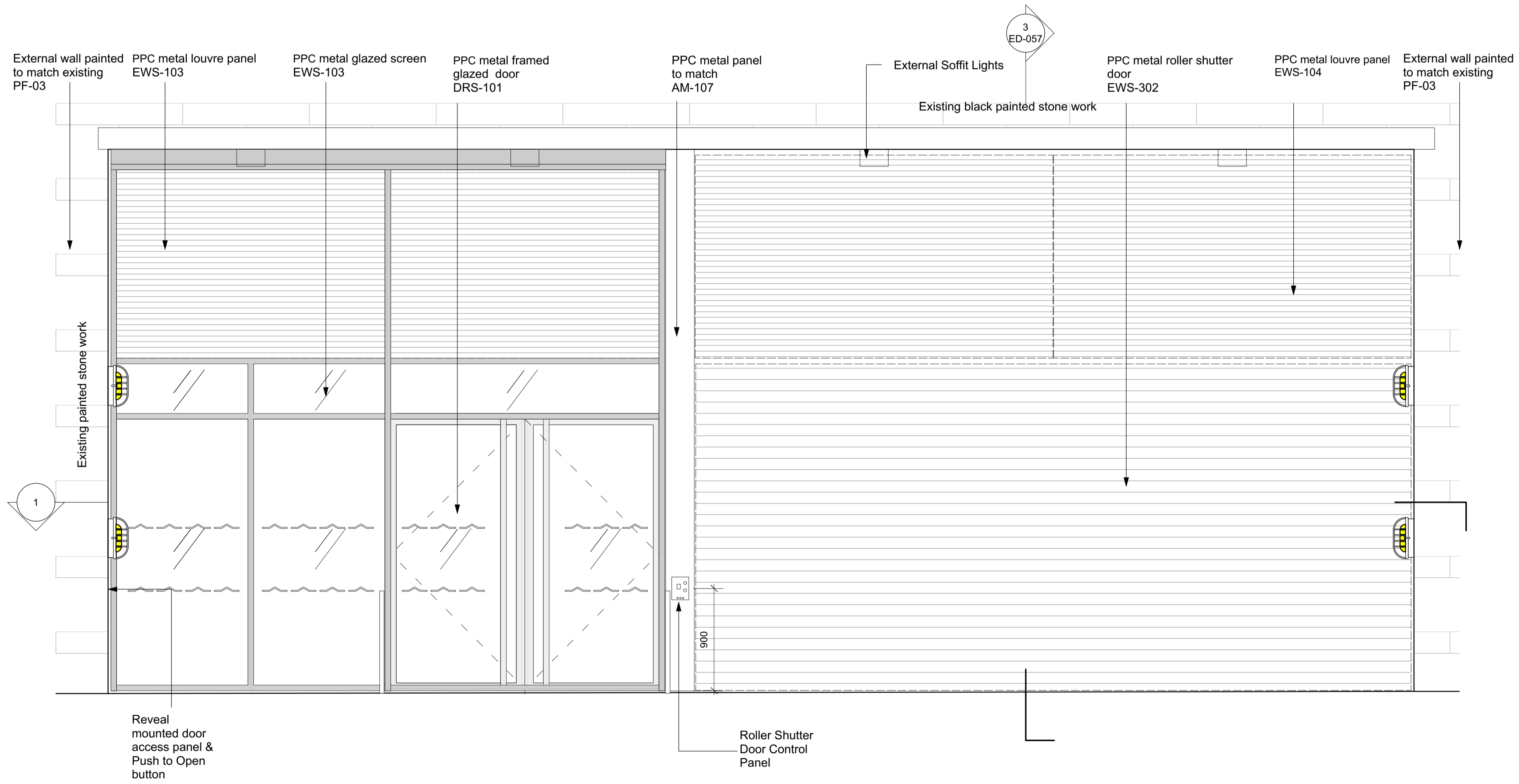


T1	Stage 4 ISSUED FOR TENDER	16/04/21
REVISION		DATE
Buckley Gray Yeoman		
Studio 4.04 The Tea Building 56 Shoreditch High Street London E1 6JJ T: 020 7033 9913		
CLIENT	CLS Prescott LTD	
PROJECT	9 Prescott Street	
DRAWING	Proposed Ground Floor Chamber Street Bay Detail 02	
SCALE	1:25 @ A1	(1:50 @ A3)
DATE	APR. 2021	DRAWN BY AL
DWG No.	1143_ED-051	REVISION T1
DRAWING STATUS	STAGE 4	

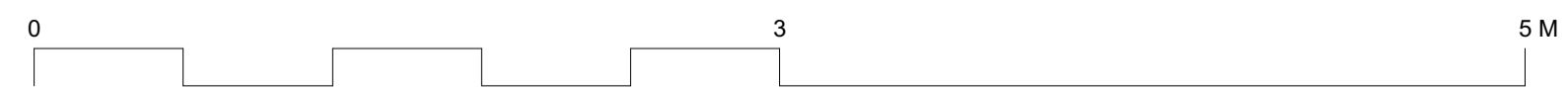
Information contained on this drawing is the sole copyright of Buckley Gray Yeoman and is not to be reproduced without their permission.



1 Chamber Street - Entrance - Plan



2 Chamber Street - Entrance - Elevation



GENERAL NOTES.

All dimensions to be checked on site prior to commencement of any works, and/or preparation of any shop drawings.

Sizes of and dimensions to any structural elements are indicative only. See structural engineers drawings for actual sizes / dimensions.

Sizes of and dimensions to any service elements are indicative only. See service engineers drawings for actual sizes and dimensions.

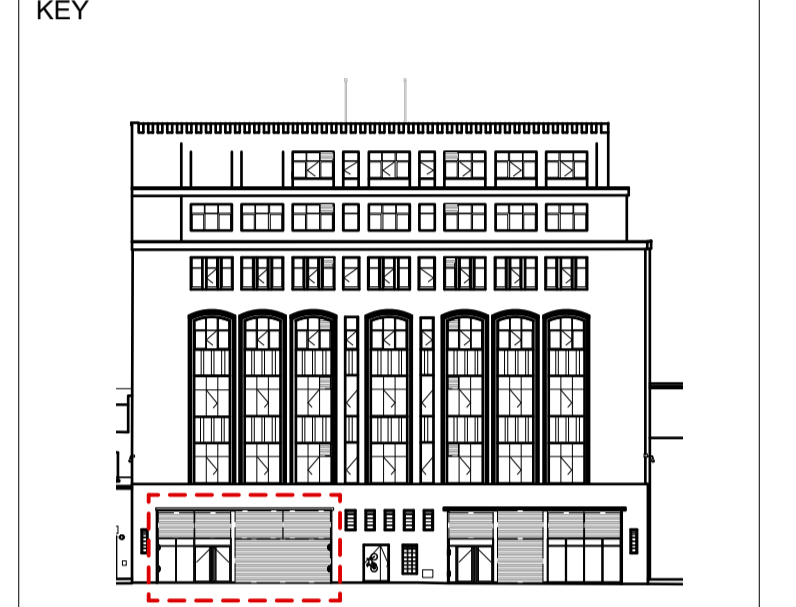
This drawing to be read in conjunction with all other Architect's drawings, specifications and other Consultants' information.

All proprietary systems shown on this drawing are to be installed strictly in accordance with the Manufacturers/Suppliers recommended details.

Any discrepancies between information shown on this drawing and any other contract information or manufacturers/suppliers recommendations is to be brought to the attention of the Architect

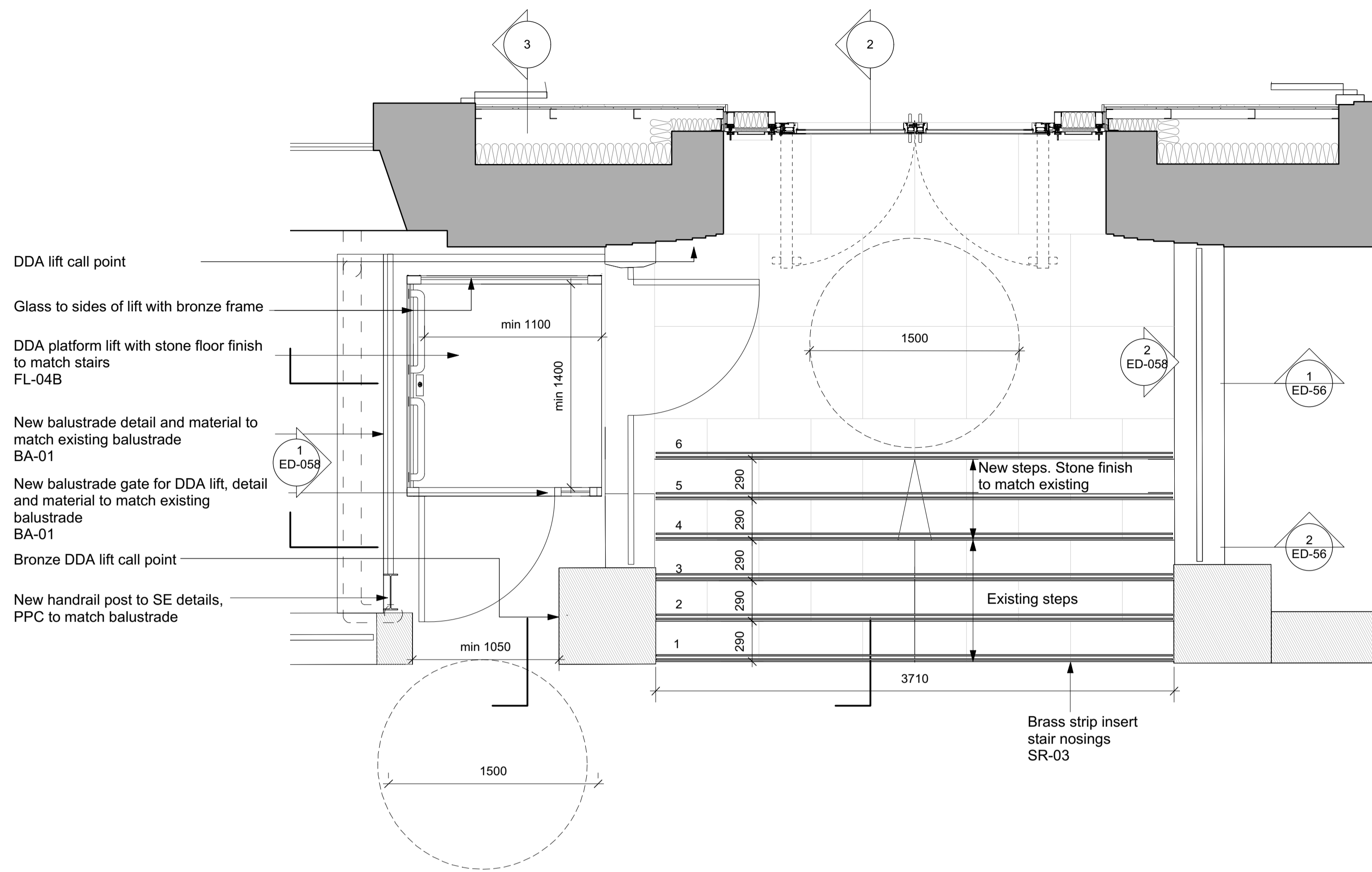
DO NOT SCALE FROM THIS DRAWING.

NOTES.

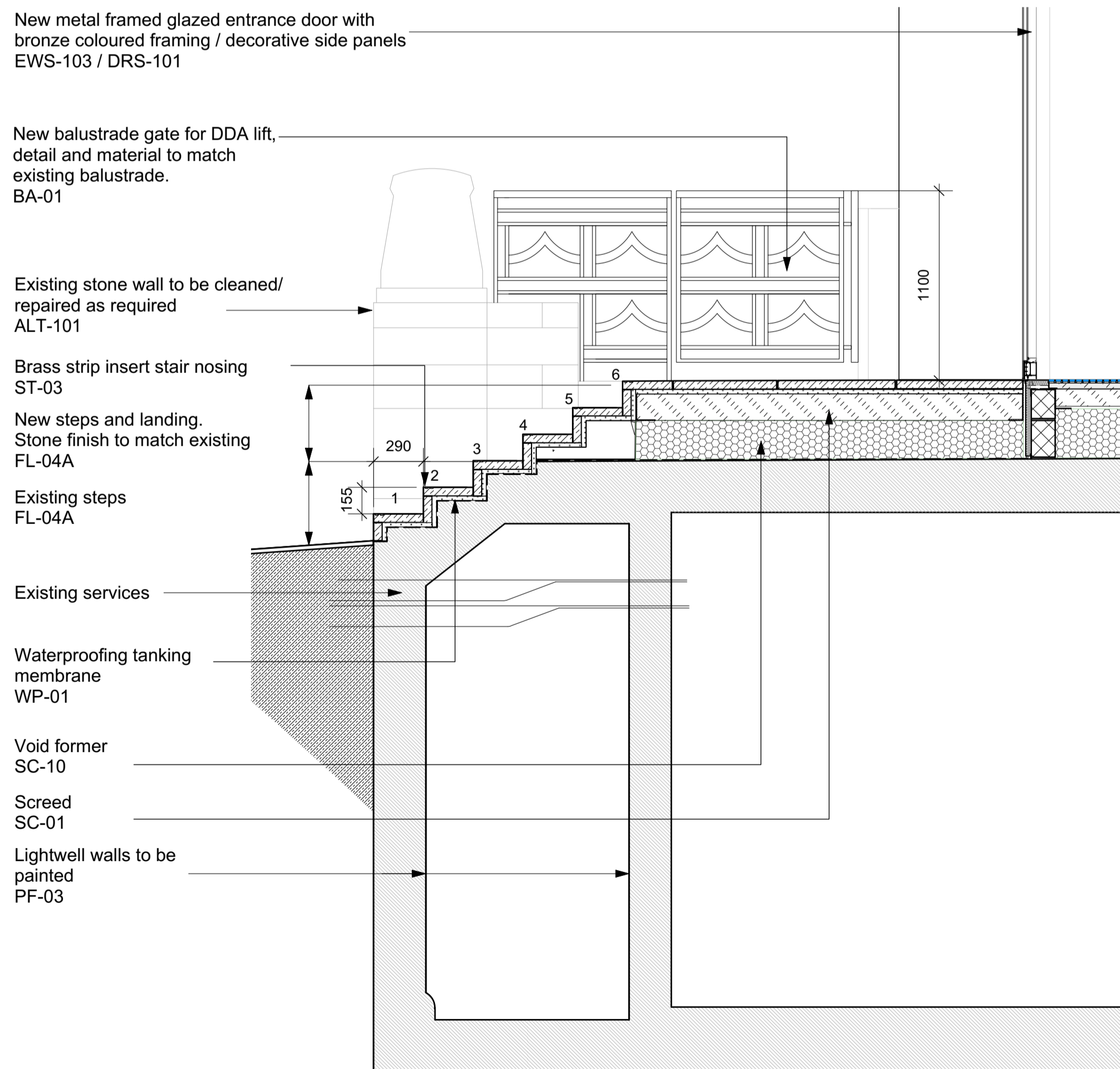


T1	Stage 4 ISSUED FOR TENDER	16/04/21
REVISION		DATE
Buckley Gray Yeoman Studio 4.04 The Tea Building 56 Shoreditch High Street London E1 6JJ T: 020 7033 9913		
CLIENT	CLS Prescott LTD	
PROJECT	9 Prescott Street	
DRAWING	Proposed Ground Floor Chamber Street Bay Detail 03	
SCALE	1:25 @ A1	(1:50 @ A3)
DATE	APR. 2021	DRAWN BY AL
DWG No.	1143_ED-052	REVISION T1
DRAWING STATUS	STAGE 4	

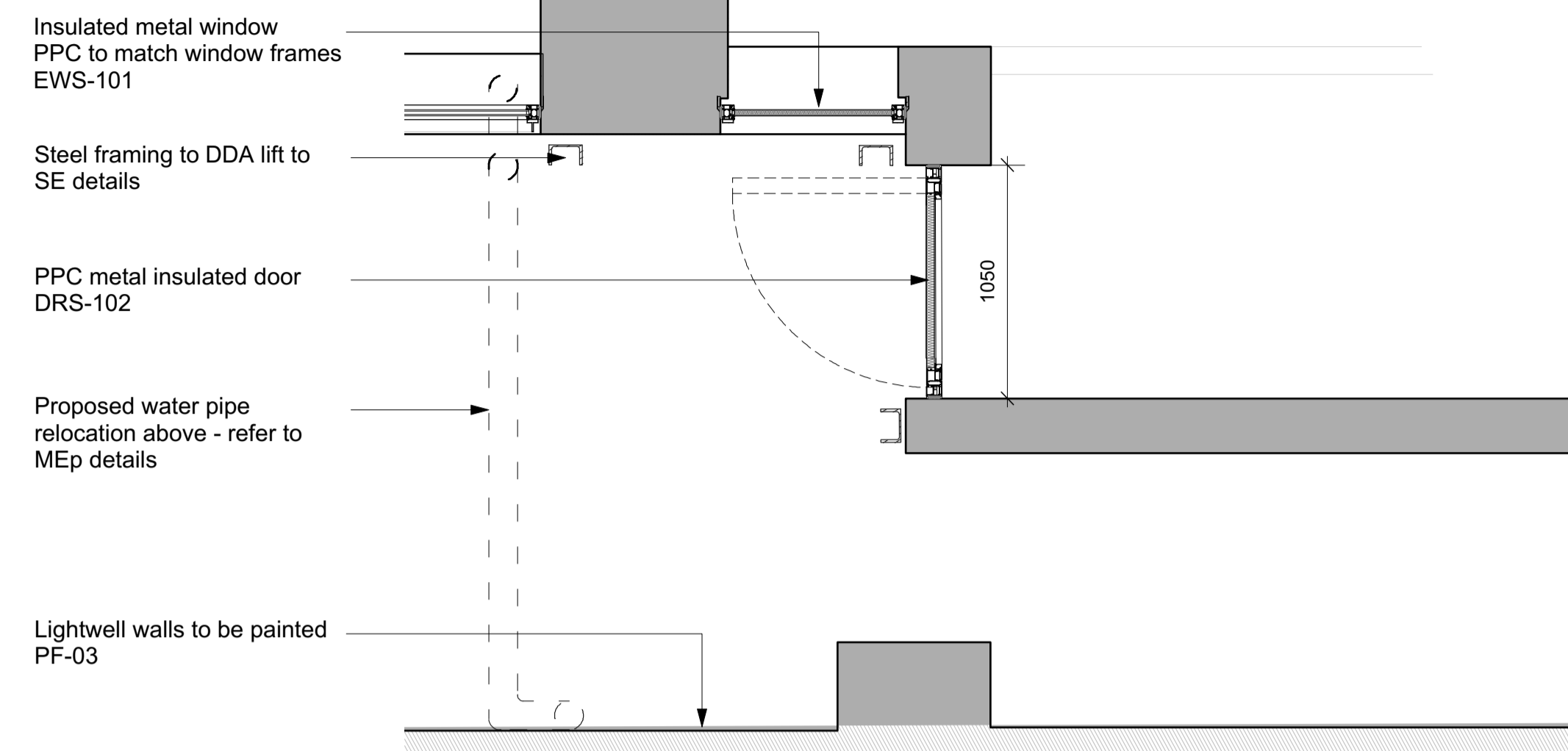
Information contained on this drawing is the sole copyright of Buckley Gray Yeoman and is not to be reproduced without their permission.



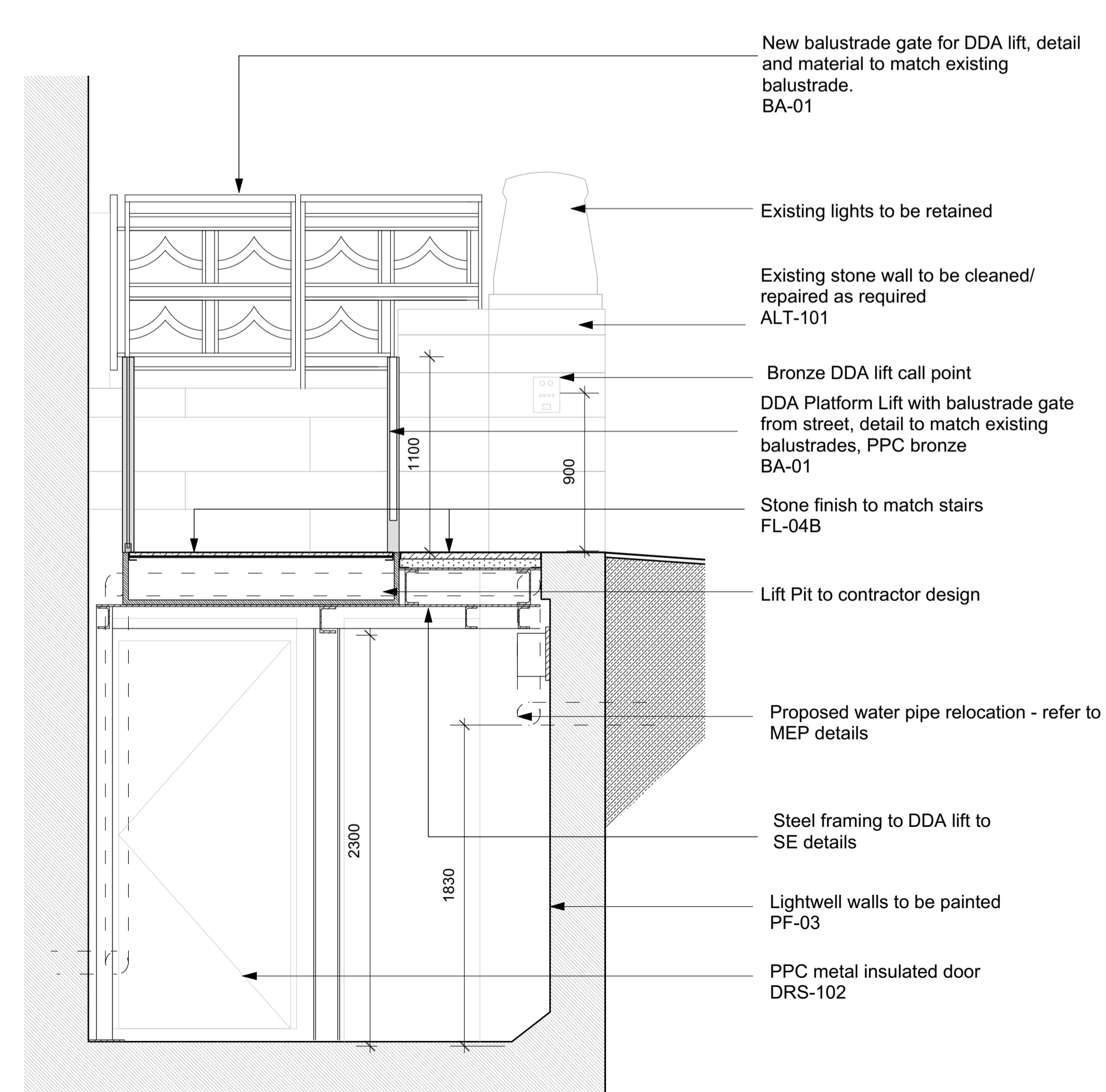
1 Prescott Street Entrance - Stair and Lift - Plan



2 Prescott Street Entrance - Stair - Section



4 Prescott Street Entrance - Lower Ground Floor - Plan



3 Prescott Street Entrance - Lift - Section

GENERAL NOTES.

All dimensions to be checked on site prior to commencement of any works, and/or preparation of any shop drawings.

Sizes of and dimensions to any structural elements are indicative only. See structural engineers drawings for actual sizes / dimensions.

Sizes of and dimensions to any service elements are indicative only. See service engineers drawings for actual sizes and dimensions.

This drawing to be read in conjunction with all other Architect's drawings, specifications and other Consultants' information.

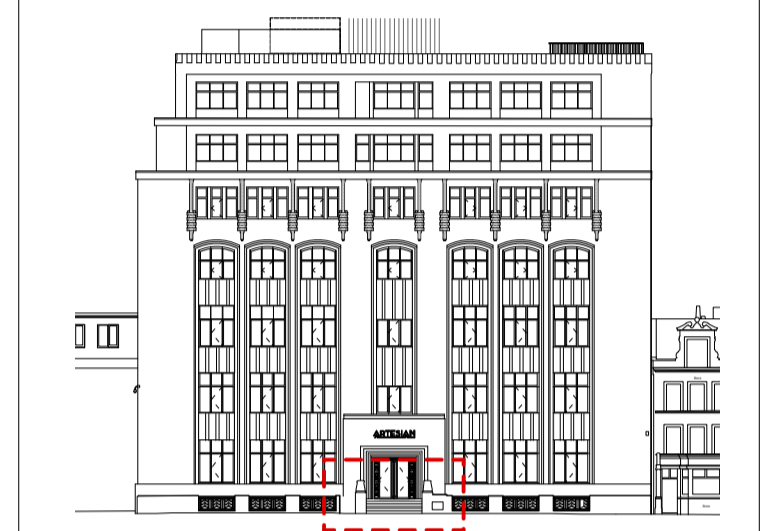
All proprietary systems shown on this drawing are to be installed strictly in accordance with the Manufacturers/Suppliers recommended details.

Any discrepancies between information shown on this drawing and any other contract information or manufacturers/suppliers recommendations is to be brought to the attention of the Architect


DO NOT SCALE FROM THIS DRAWING.

NOTES.

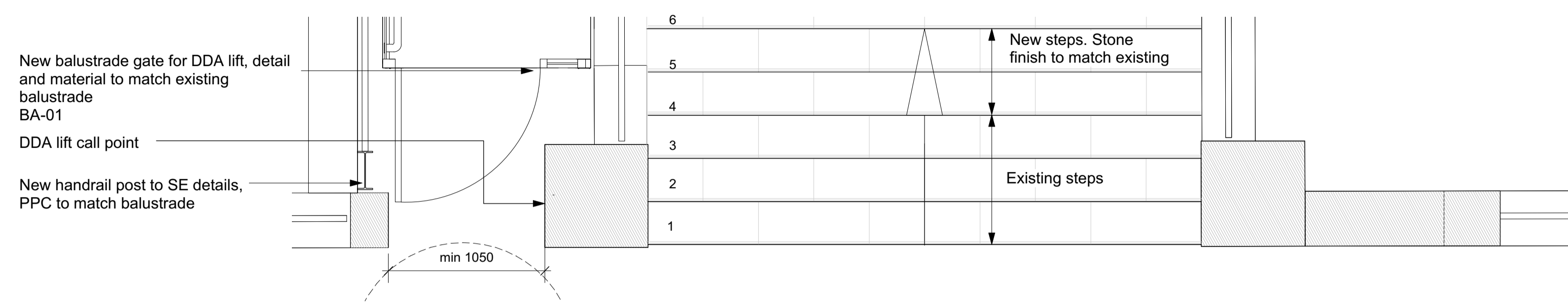
KEY




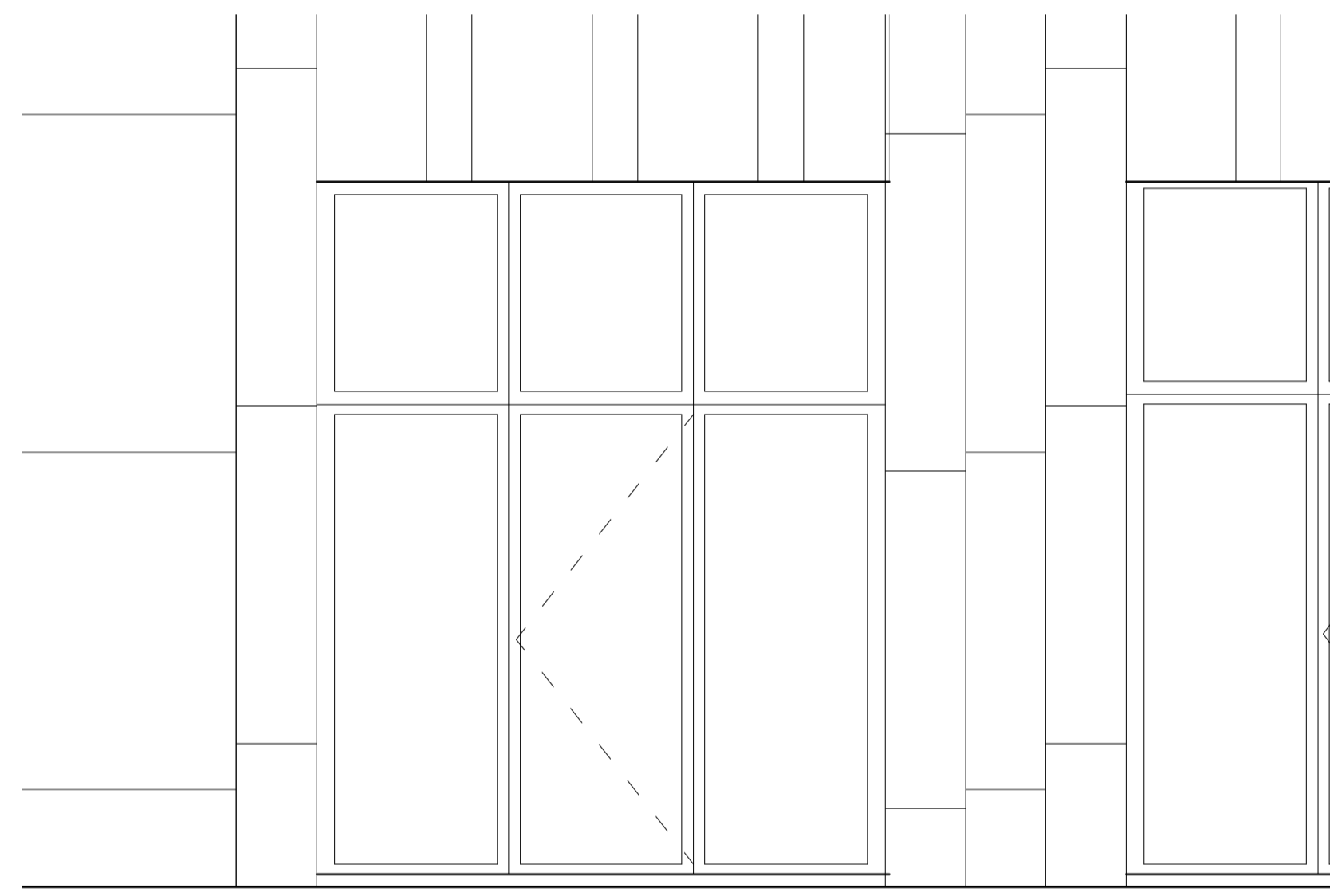
T1	Stage 4 ISSUED FOR TENDER	16/04/21
REVISION		DATE
Buckley Gray Yeoman		
Studio 4.04 The Tea Building 56 Shoreditch High Street London E1 6JJ T: 020 7033 9913		
CLIENT	CLS Prescott LTD	
PROJECT	9 Prescott Street	
DRAWING	Proposed Entrance Prescott Street Lift and Stairs	
SCALE	1:25 @ A1	(1:50 @ A3)
DATE	APR. 2021	DRAWN BY MA
DWG No.	1143_ED-054	REVISION T1
DRAWING STATUS	STAGE 4	



1 Prescott Street - Perimeter Wall - Plan



2 Prescott Street Entrance - Plan

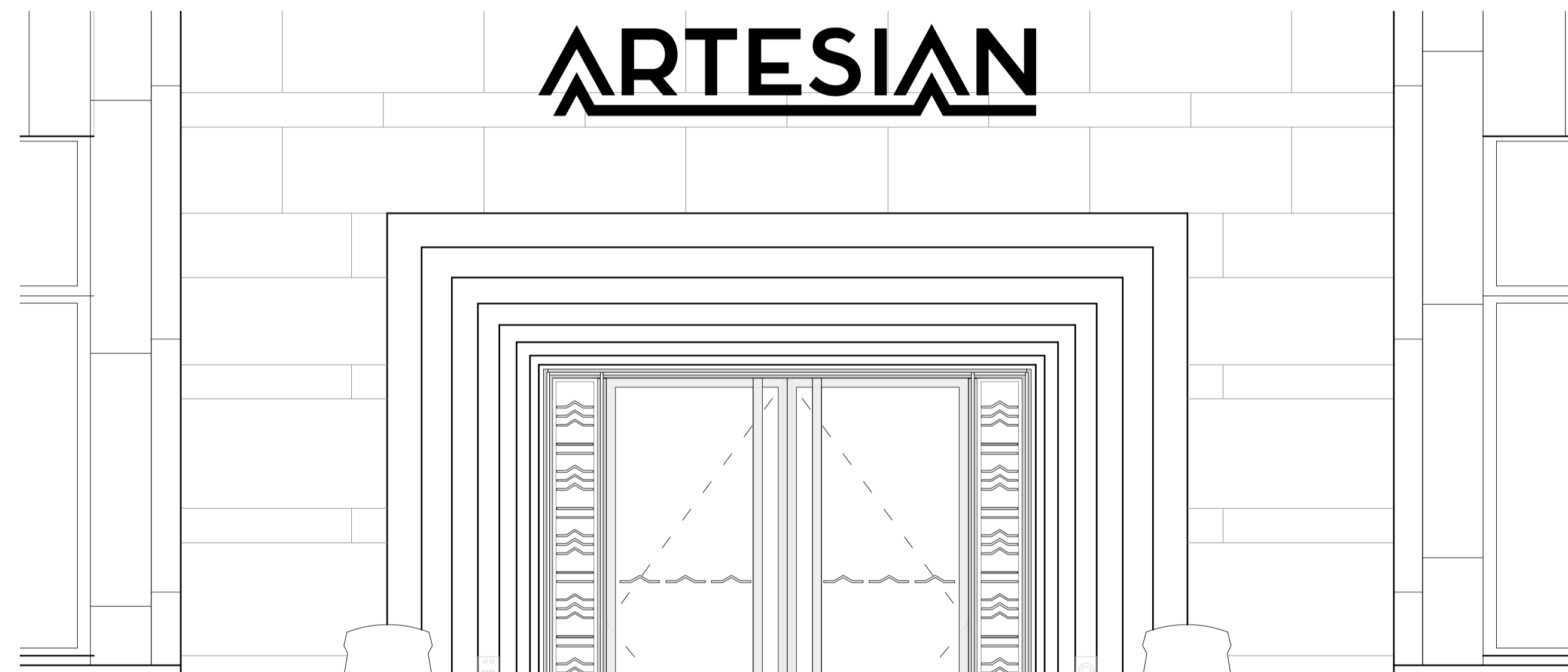


Existing stone wall to be cleaned/ repaired as required ALT-101

New balustrade, detail and material to match existing balustrade. BA-01

Existing balustrade to be cleaned/ repaired as required, new PPC AM-106

3 Prescott Street - Perimeter Wall - Elevation

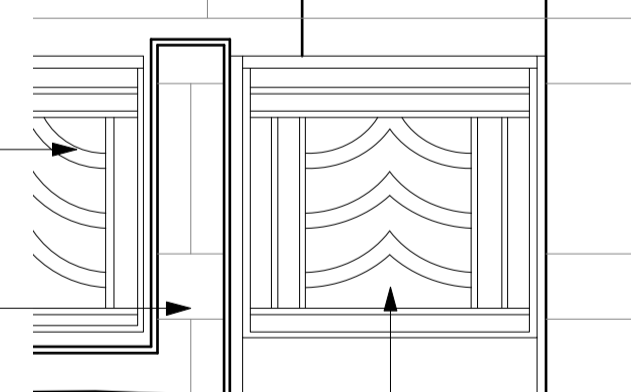


Existing lights to be retained

Existing stone wall to be cleaned/ repaired as required ALT-101

Existing balustrade to be cleaned/ repaired as required, new PPC AM-106

Existing stone wall to be altered to create new opening for DDA lift access



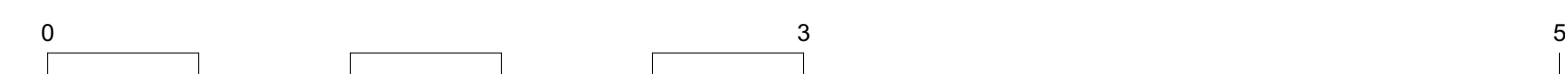
New balustrade gate from street to DDA lift, detail and material to match existing balustrades BA-01

Stone to stairs, finish to match existing FL-04A

Existing stone wall to be cleaned/ repaired as required ALT-101

New bronze cabinet door to existing dry riser inlet FF-09

4 Prescott Street Entrance - Elevation



GENERAL NOTES.

All dimensions to be checked on site prior to commencement of any works, and/or preparation of any shop drawings.

Sizes of and dimensions to any structural elements are indicative only. See structural engineers drawings for actual sizes / dimensions.

Sizes of and dimensions to any service elements are indicative only. See service engineers drawings for actual sizes and dimensions.

This drawing to be read in conjunction with all other Architects drawings, specifications and other Consultants' information.

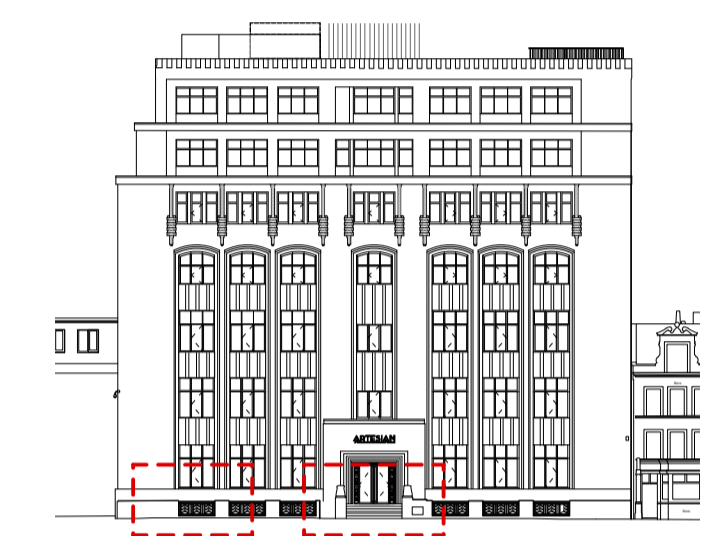
All proprietary systems shown on this drawing are to be installed strictly in accordance with the Manufacturers/Suppliers recommended details.

Any discrepancies between information shown on this drawing and any other contract information or manufacturers/suppliers recommendations is to be brought to the attention of the Architect

DO NOT SCALE FROM THIS DRAWING.

NOTES.

KEY



T1 Stage 4 ISSUED FOR TENDER 16/04/21

REVISION DATE

Buckley Gray Yeoman

Studio 4.04 The Tea Building 56 Shoreditch High Street London E1 6JJ T: 020 7033 9913

CLIENT CLS Prescott LTD

PROJECT 9 Prescott Street

DRAWING Prescott Street Proposed Perimeter Wall

SCALE 1:25 @ A1 (1:50 @ A3)

DATE APR. 2021 DRAWN BY MA

DWG No. 1143_ED-055 REVISION T1

DRAWING STATUS STAGE 4

New metal framed glazed entrance door with bronze coloured framing / decorative side panels EWS-103 / DRS-101

New balustrade gate for DDA lift, detail and material to match existing balustrade BA-01

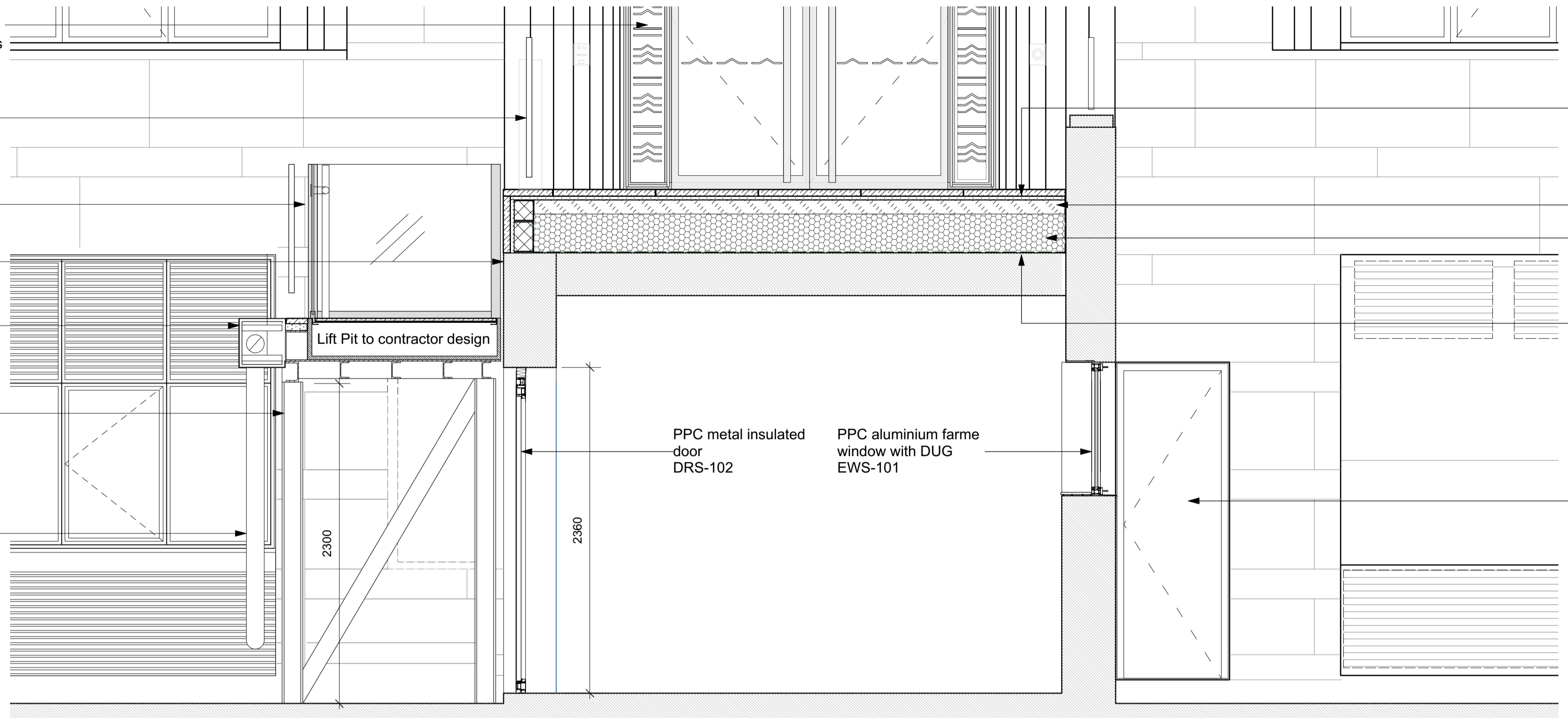
Bronze framed DDA platform lift with stone floor finish to match stairs FL-04B

Existing stone wall to be altered to create new opening for DDA lift access

Metal fascia to lift platform side. PPC to match balustrade AM-105

Steel framing to DDA lift to SE details

Proposed water pipe relocation - refer to MEP details



1 Prescott Street Entrance - Stair and Lift - Section C

New stair landing. Stone finish to match existing FL-04A

Screed SC-01
Void former SC-10

Waterproofing tanking membrane WP-01

PPC metal insulated door DRS-102

PPC metal insulated door DRS-102

PPC aluminium frame window with DUG EWS-101

2300

2350

GENERAL NOTES.

All dimensions to be checked on site prior to commencement of any works, and/or preparation of any shop drawings.

Sizes of and dimensions to any structural elements are indicative only. See structural engineers drawings for actual sizes / dimensions.

Sizes of and dimensions to any service elements are indicative only. See service engineers drawings for actual sizes and dimensions.

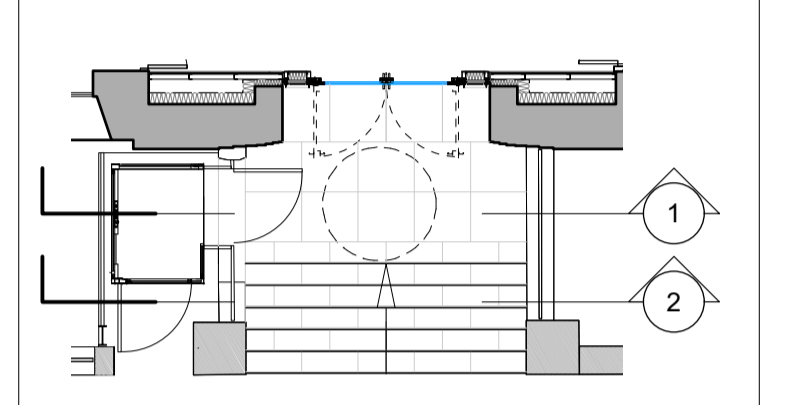
This drawing to be read in conjunction with all other Architect's drawings, specifications and other Consultants' information.

All proprietary systems shown on this drawing are to be installed strictly in accordance with the Manufacturers/Suppliers recommended details.

Any discrepancies between information shown on this drawing and any other contract information or manufacturers/suppliers recommendations is to be brought to the attention of the Architect

DO NOT SCALE FROM THIS DRAWING.

NOTES.



New metal framed glazed entrance door with bronze coloured framing / decorative side panels EWS-103 / DRS-101

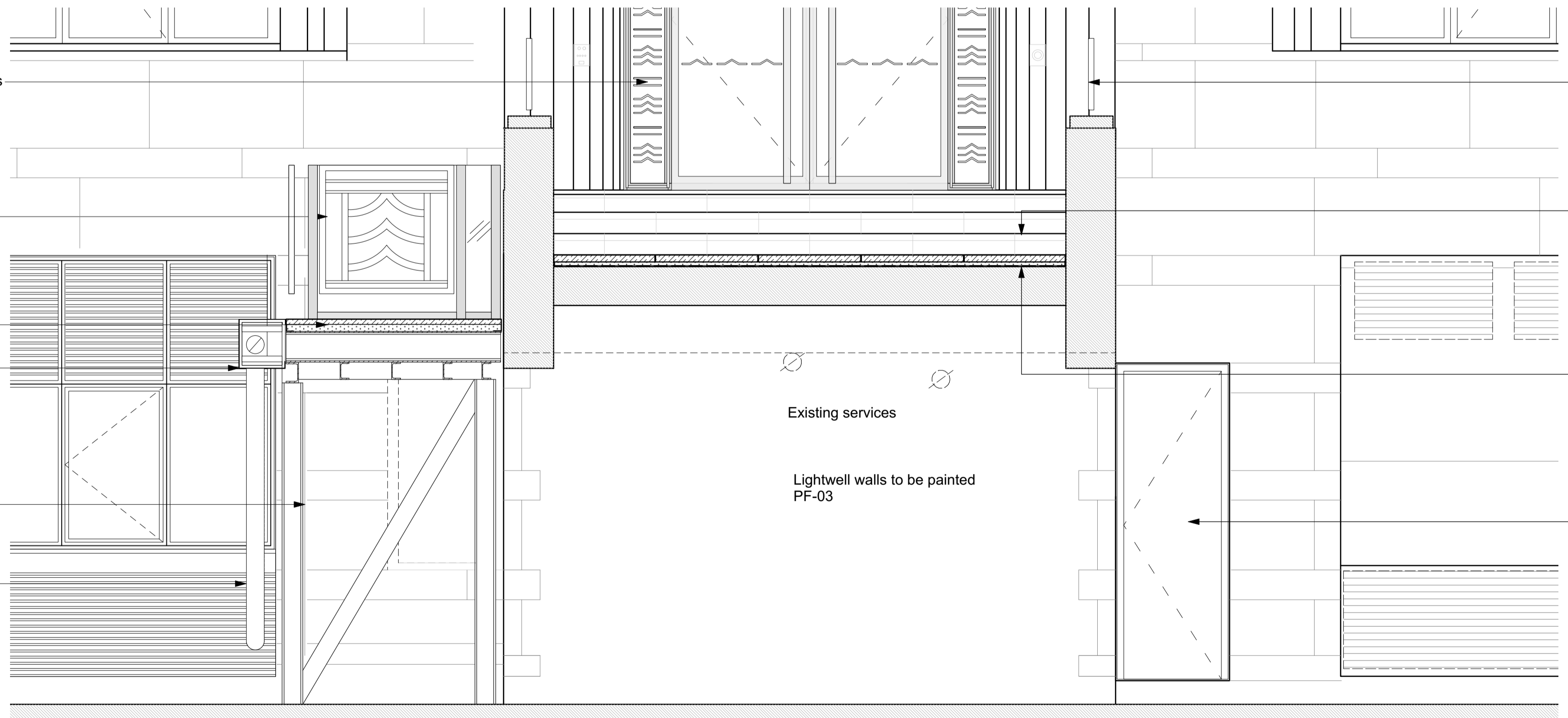
New balustrade gate for DDA lift, detail and material to match existing balustrade BA-01

Stone finish to match stairs FL-04B

Metal fascia to lift platform side. PPC to match AM-105

Steel framing to DDA lift to SE details

Proposed water pipe relocation - refer to MEP details



2 Prescott Street Entrance - Stair and Lift - Section D

New balustrade, detail and material to match existing balustrade. BA-01

Stone to stairs, finish to match existing FL-04A

Waterproofing tanking membrane WP-01

PPC metal insulated door DRS-102

Existing services

Lightwell walls to be painted PF-03

T1 Stage 4 ISSUED FOR TENDER 16/04/21

REVISION DATE

Buckley Gray Yeoman
Studio 4.04 The Tea Building 56 Shoreditch High Street
London E1 6JJ T: 020 7033 9913

CLIENT **CLS Prescott LTD**

PROJECT **9 Prescott Street**

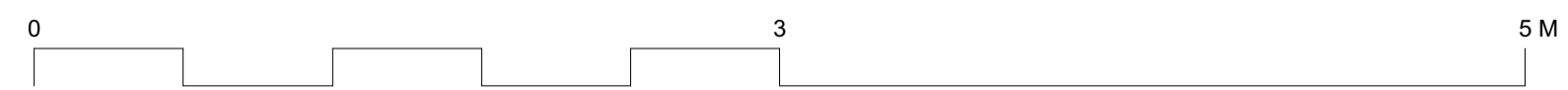
DRAWING **Proposed Entrance Prescott Street Lift and Stairs - Sheet 02**

SCALE **1:25 @ A1 (1:50 @ A3)**

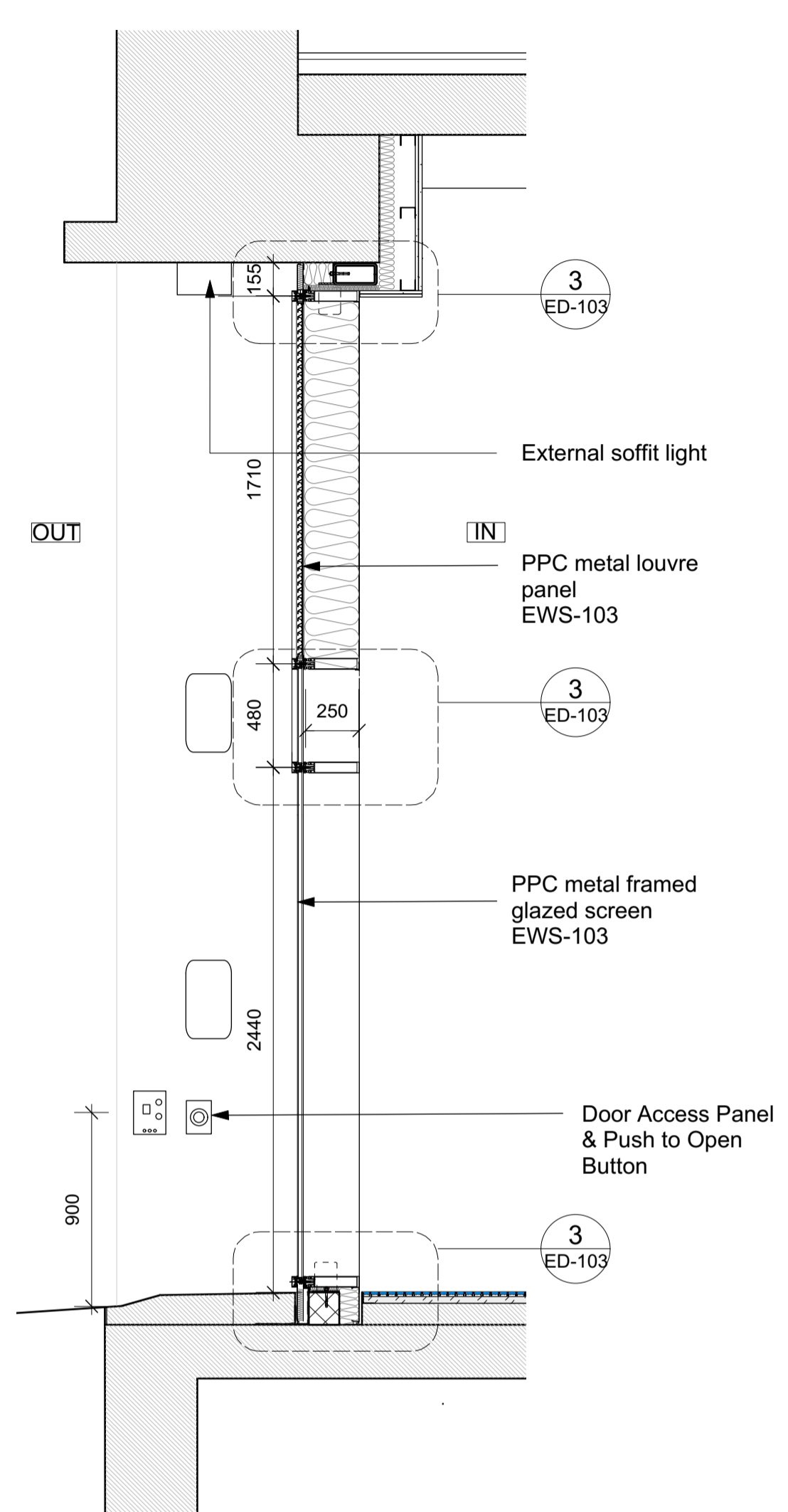
DATE **APR. 2021** DRAWN BY **MA**

DWG No. **1143_ED-056** REVISION **T1**

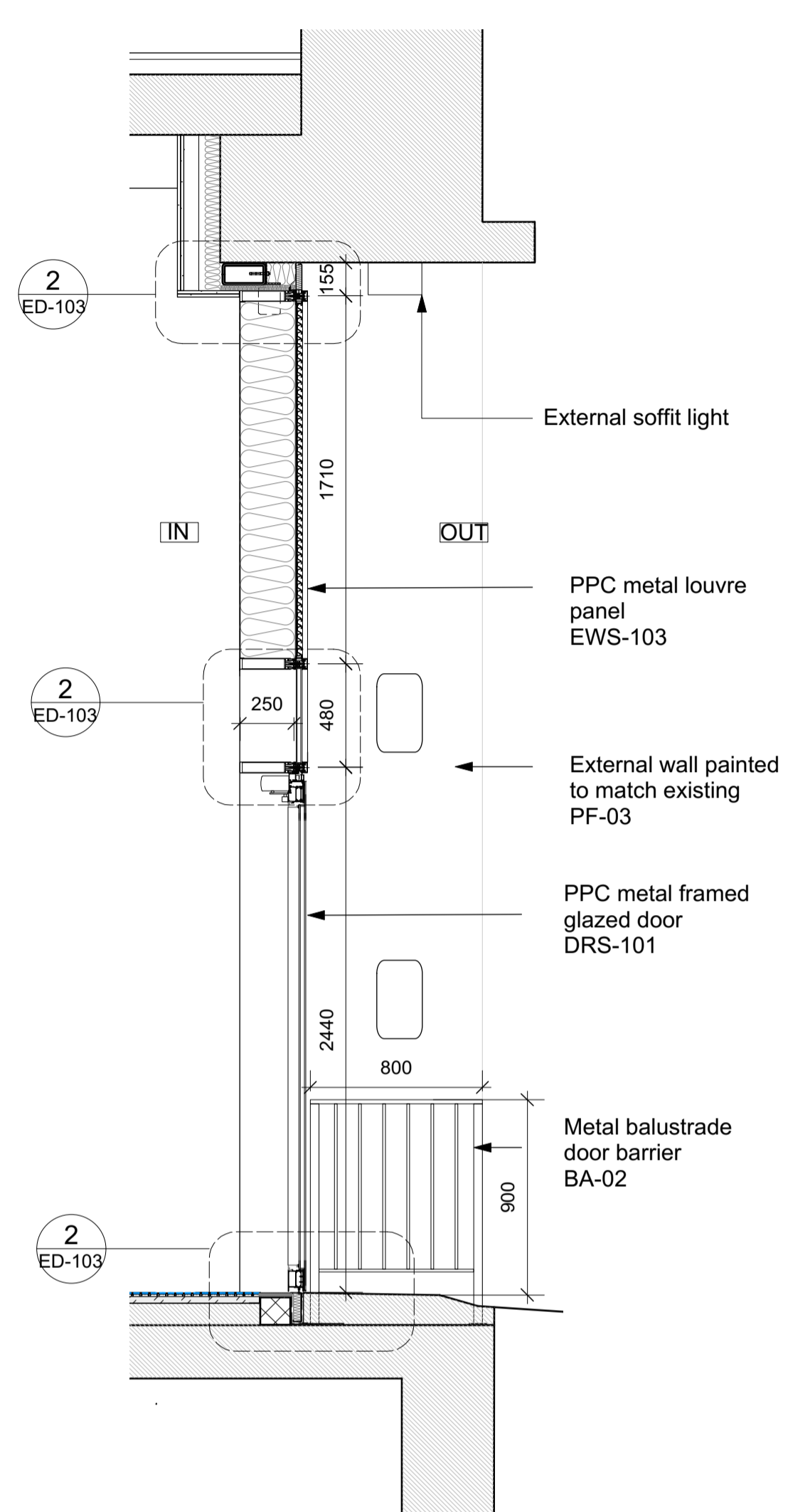
DRAWING STATUS **STAGE 4**



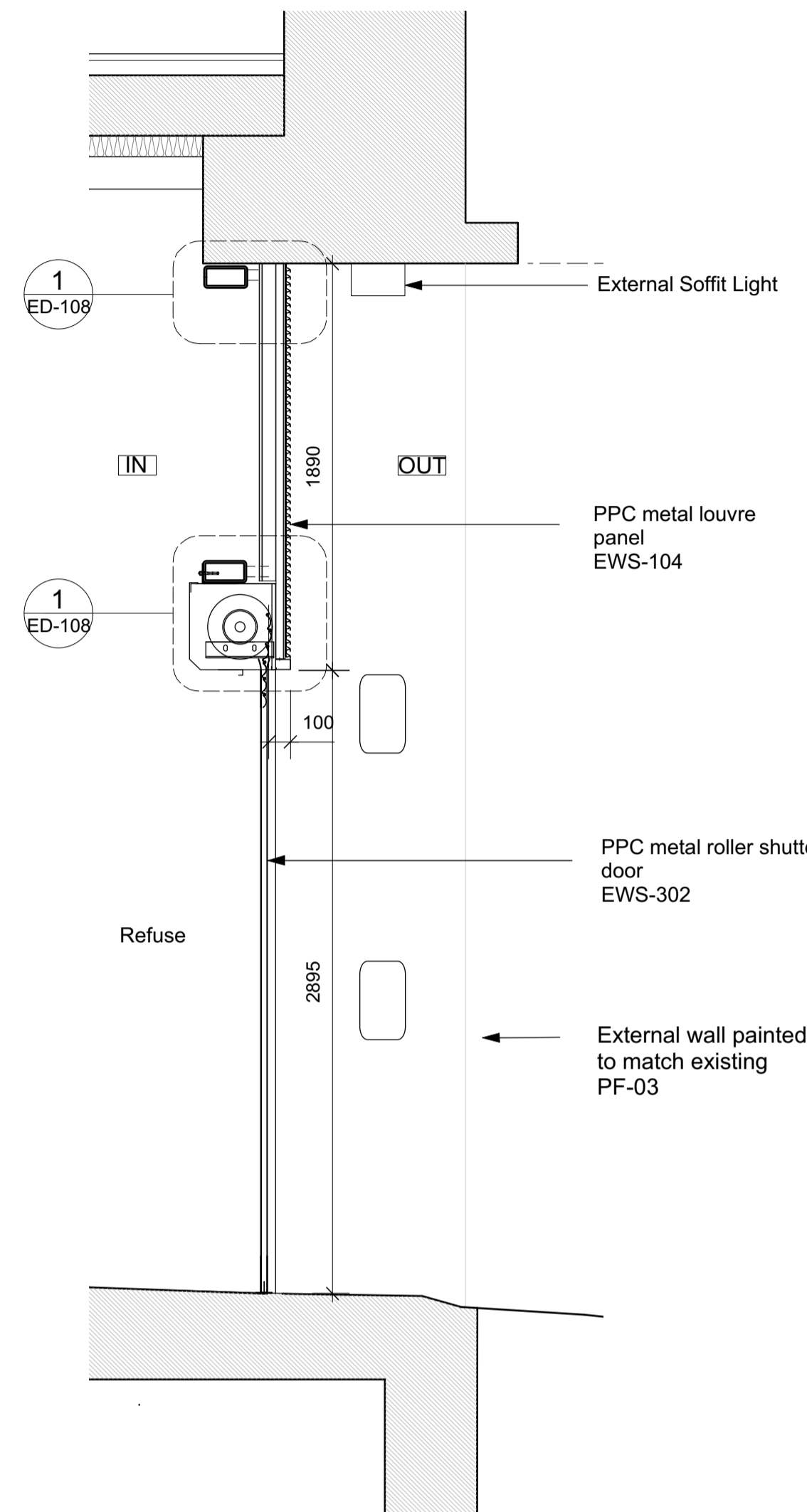
Information contained on this drawing is the sole copyright of Buckley Gray Yeoman and is not to be reproduced without their permission.



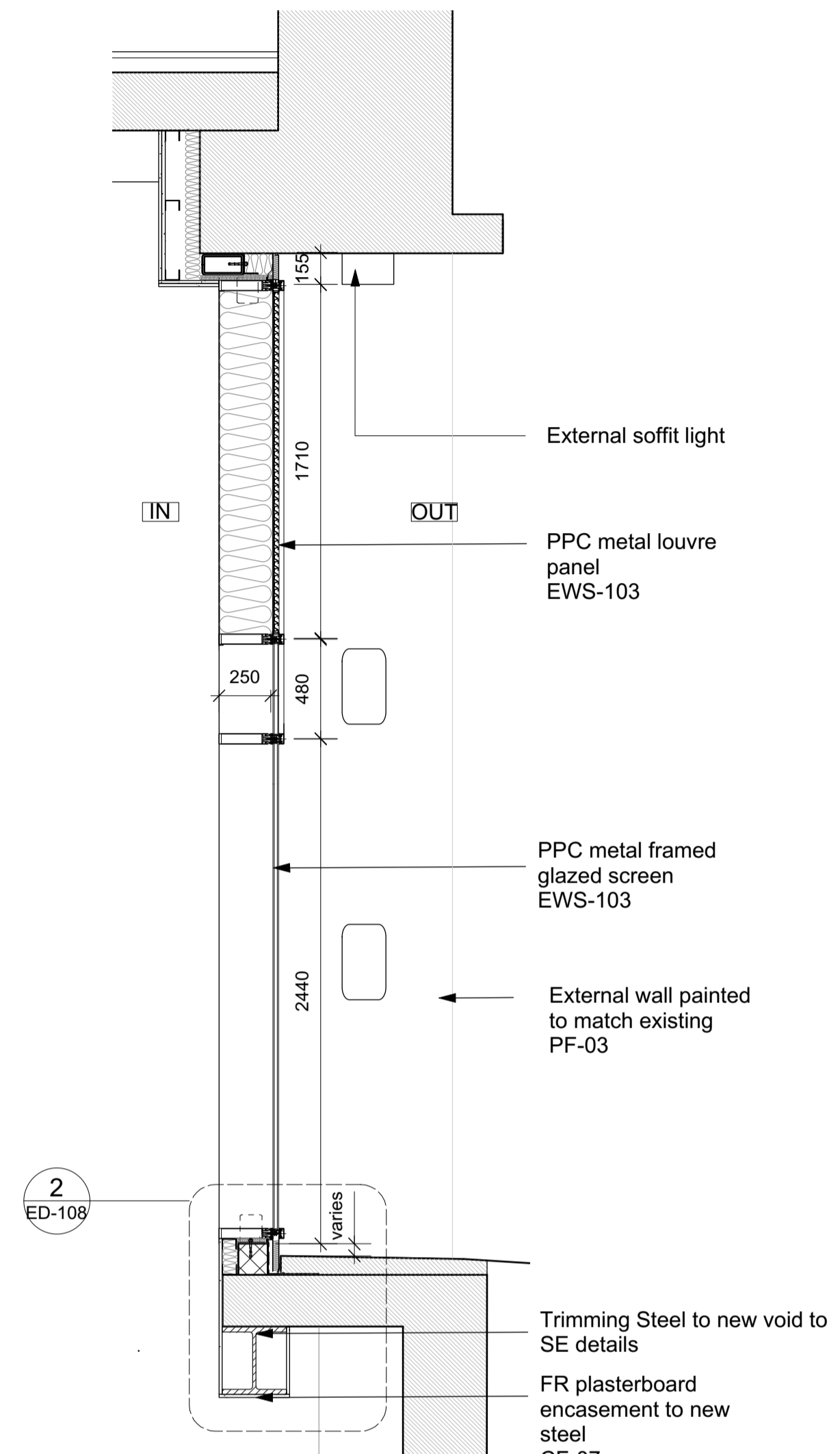
6 Chamber Street - Entrance - Section A



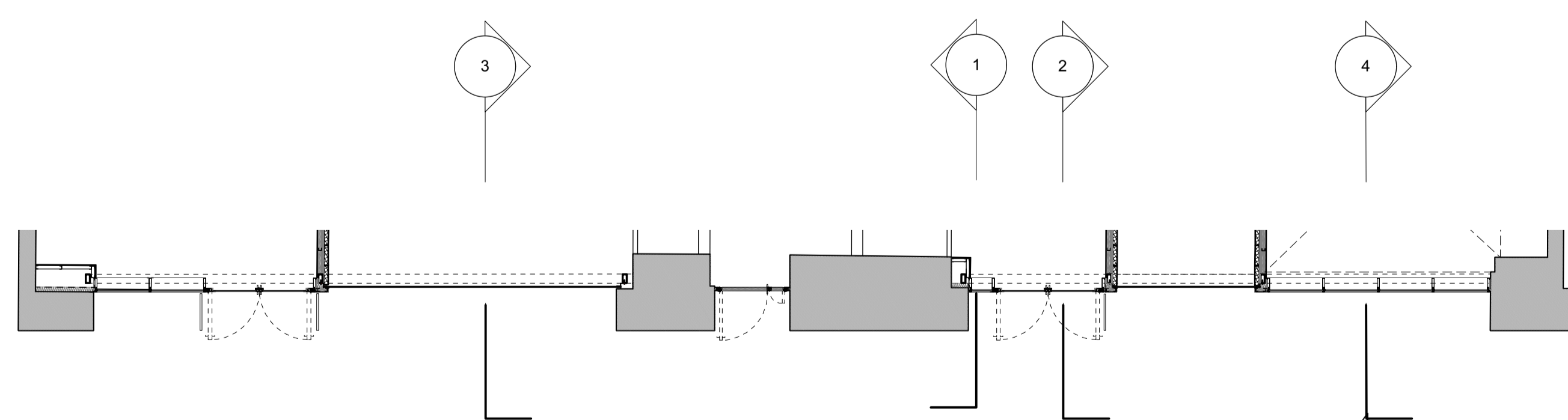
2 Chamber Street - Entrance - Section B



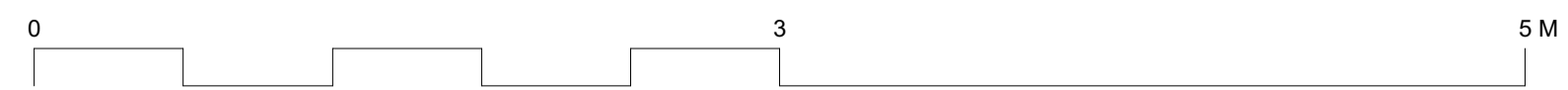
3 Chamber Street - Entrance - Section C



4 Chamber Street - Entrance - Section D



5 Chamber Street - Key Plan



GENERAL NOTES.

All dimensions to be checked on site prior to commencement of any works, and/or preparation of any shop drawings.

Sizes of and dimensions to any structural elements are indicative only. See structural engineers drawings for actual sizes / dimensions.

Sizes of and dimensions to any service elements are indicative only. See service engineers drawings for actual sizes and dimensions.

This drawing to be read in conjunction with all other Architect's drawings, specifications and other Consultants' information.

All proprietary systems shown on this drawing are to be installed strictly in accordance with the Manufacturers/Suppliers recommended details.

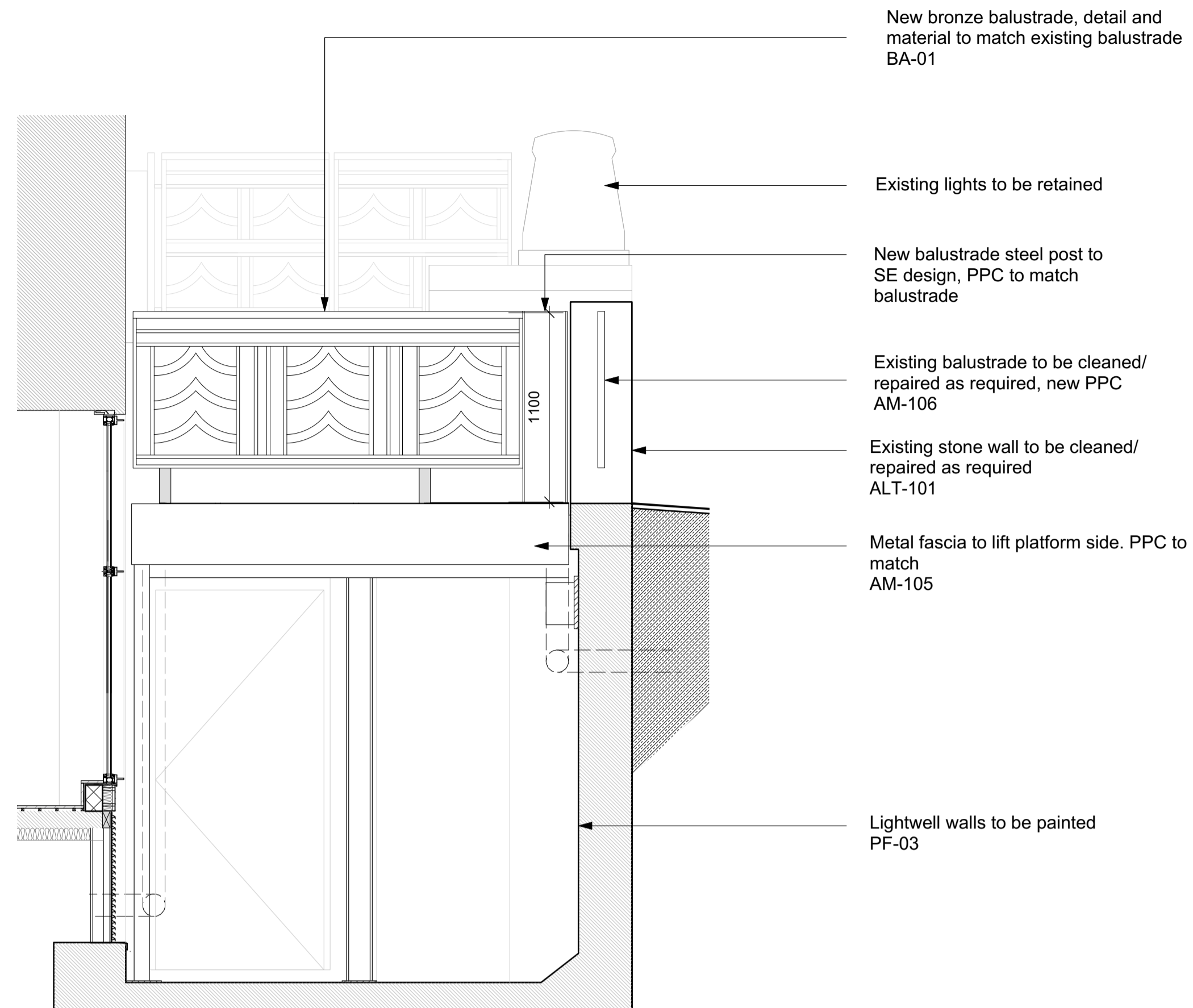
Any discrepancies between information shown on this drawing and any other contract information or manufacturers/suppliers recommendations is to be brought to the attention of the Architect

DO NOT SCALE FROM THIS DRAWING.

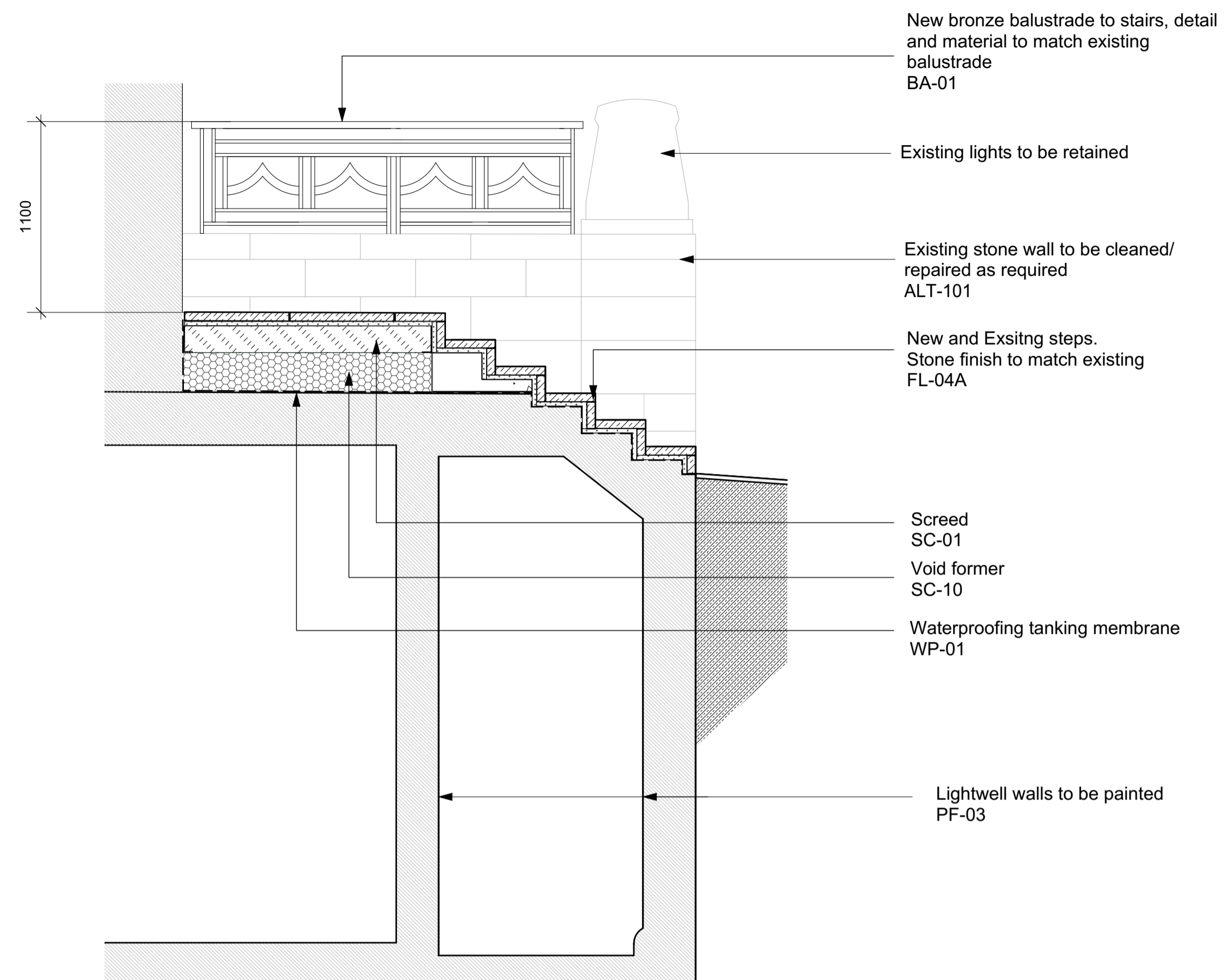
NOTES.

T1	Stage 4 ISSUED FOR TENDER	16/04/21
REVISION		DATE
Buckley Gray Yeoman		
Studio 4.04 The Tea Building 56 Shoreditch High Street London E1 6JJ T: 020 7033 9913		
CLIENT	CLS Prescott LTD	
PROJECT	9 Prescott Street	
DRAWING	Proposed Ground Floor Chamber Street Facade Sections	
SCALE	1:25 @ A1	(1:50 @ A3)
DATE	APR. 2021	DRAWN BY MA
DWG No.	1143_ED-057	REVISION T1
DRAWING STATUS	STAGE 4	

Information contained on this drawing is the sole copyright of Buckley Gray Yeoman and is not to be reproduced without their permission.



1 Prescott Street Entrance - Balustrade to Lift Side



2 Prescott Street Entrance - Stair Balustrade

GENERAL NOTES.

All dimensions to be checked on site prior to commencement of any works, and/or preparation of any shop drawings.

Sizes of and dimensions to any structural elements are indicative only. See structural engineers drawings for actual sizes / dimensions.

Sizes of and dimensions to any service elements are indicative only. See service engineers drawings for actual sizes and dimensions.

This drawing to be read in conjunction with all other Architect's drawings, specifications and other Consultants' information.

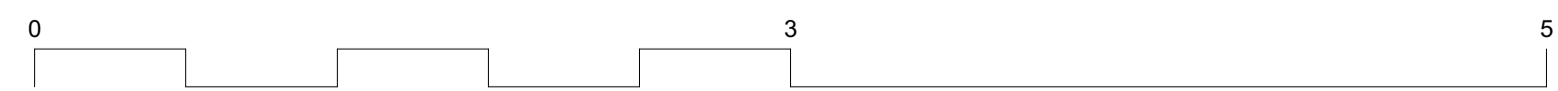
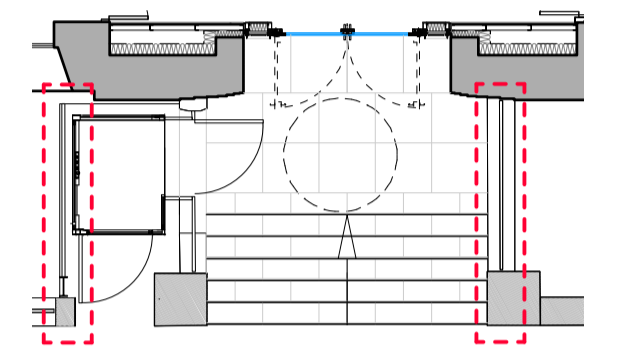
All proprietary systems shown on this drawing are to be installed strictly in accordance with the Manufacturers/Suppliers recommended details.

Any discrepancies between information shown on this drawing and any other contract information or manufacturers/suppliers recommendations is to be brought to the attention of the Architect

DO NOT SCALE FROM THIS DRAWING.

NOTES.

KEY



T1 Stage 4 ISSUED FOR TENDER 16/04/21

REVISION DATE

Buckley Gray Yeoman
 Studio 4.04 The Tea Building 56 Shoreditch High Street
 London E1 6JJ T: 020 7033 9913

CLIENT
 CLS Prescott LTD

PROJECT
 9 Prescott Street

DRAWING
 Proposed Entrance
 Prescott Street
 Metalwork

SCALE
 1:25 @ A1 (1:50 @ A3)

DATE
 APR. 2021 DRAWN BY
 MA

DWG No.
 1143_ED-058 REVISION
 T1

DRAWING STATUS
 STAGE 4

GENERAL NOTES.

All dimensions to be checked on site prior to commencement of any works, and/or preparation of any shop drawings.

Sizes of and dimensions to any structural elements are indicative only. See structural engineers drawings for actual sizes / dimensions.

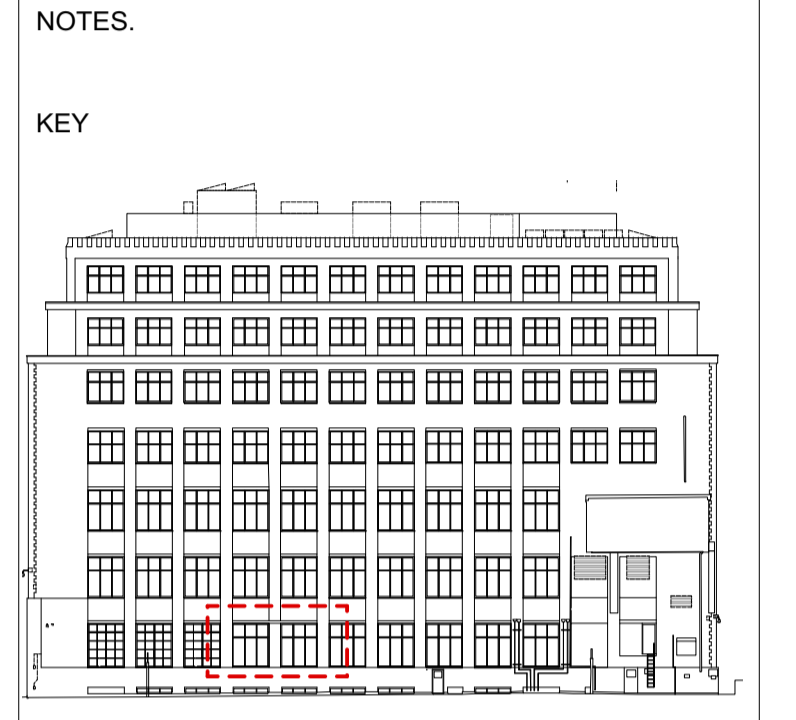
Sizes of and dimensions to any service elements are indicative only. See service engineers drawings for actual sizes and dimensions.

This drawing to be read in conjunction with all other Architect's drawings, specifications and other Consultants' information.

All proprietary systems shown on this drawing are to be installed strictly in accordance with the Manufacturers/Suppliers recommended details.

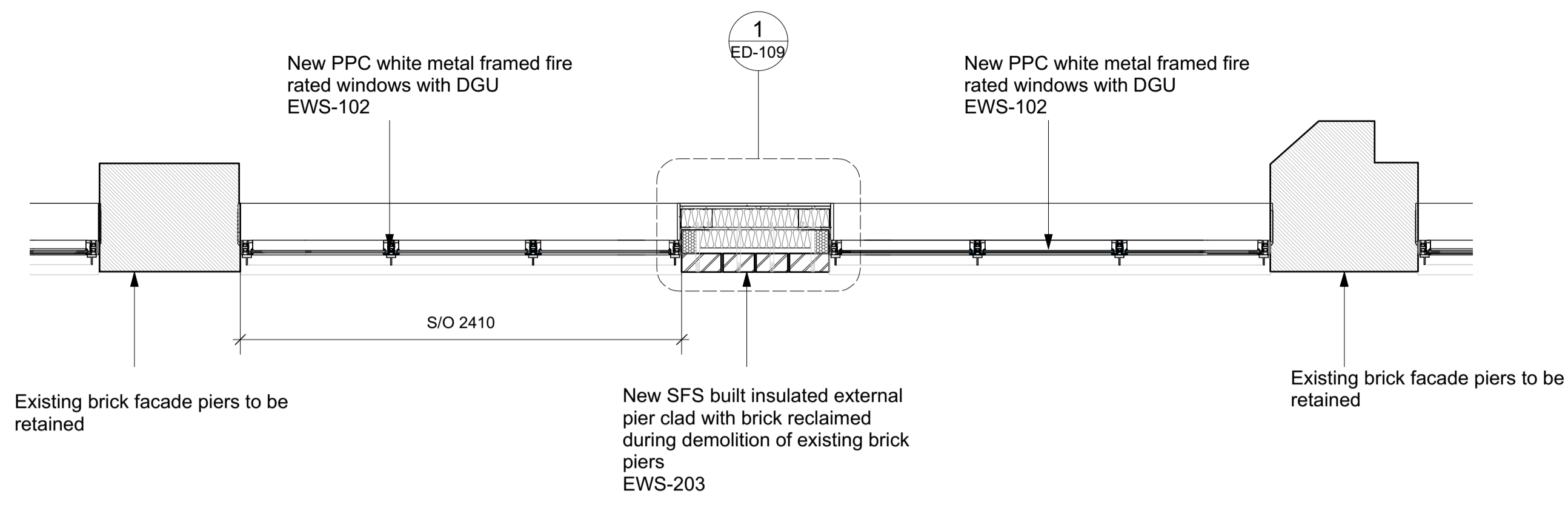
Any discrepancies between information shown on this drawing and any other contract information or manufacturers/suppliers recommendations is to be brought to the attention of the Architect

DO NOT SCALE FROM THIS DRAWING.

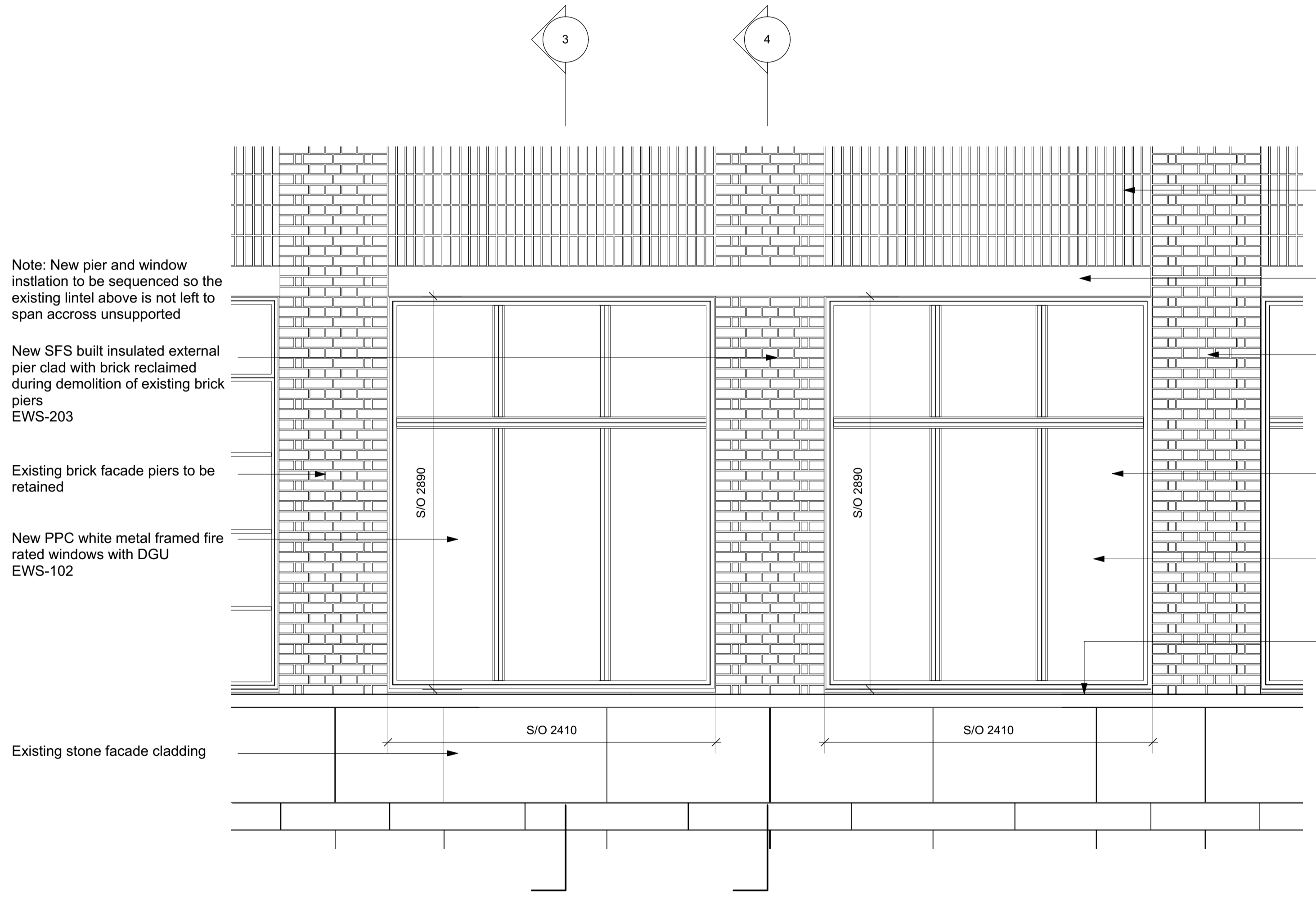


T1	Stage 4 ISSUED FOR TENDER	16/04/21
REVISION		DATE
Buckley Gray Yeoman Studio 4.04 The Tea Building 56 Shoreditch High Street London E1 6JJ T: 020 7033 9913		
CLIENT	CLS Prescott LTD	
PROJECT	9 Prescott Street	
DRAWING	Proposed Ground Floor East Elevation New Pier Bay	
SCALE	1:25 @ A1	(1:50 @ A3)
DATE	APR. 2021	DRAWN BY MA
DWG No.	1143_ED-070	REVISION T1
DRAWING STATUS	STAGE 4	

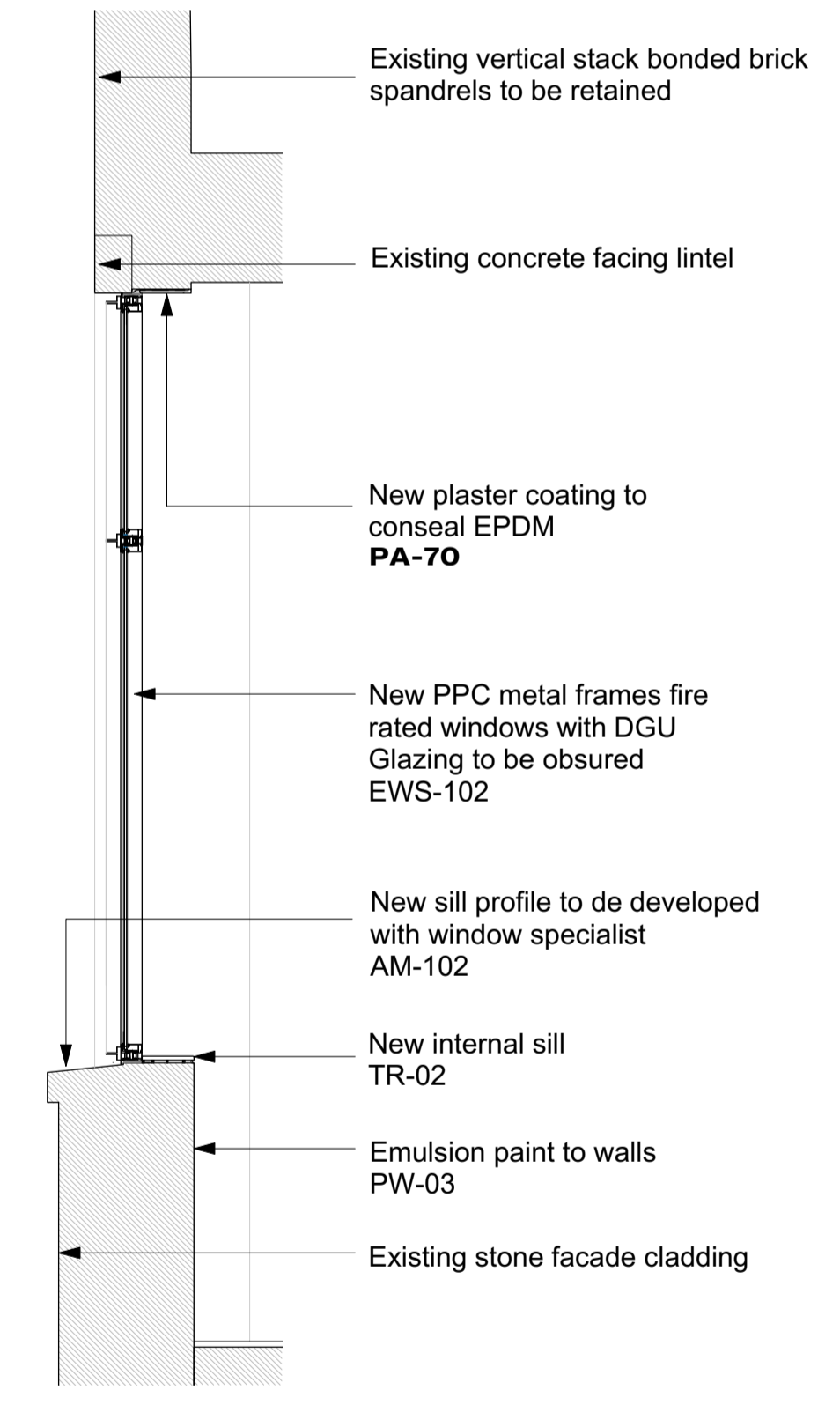
Information contained on this drawing is the sole copyright of Buckley Gray Yeoman and is not to be reproduced without their permission.



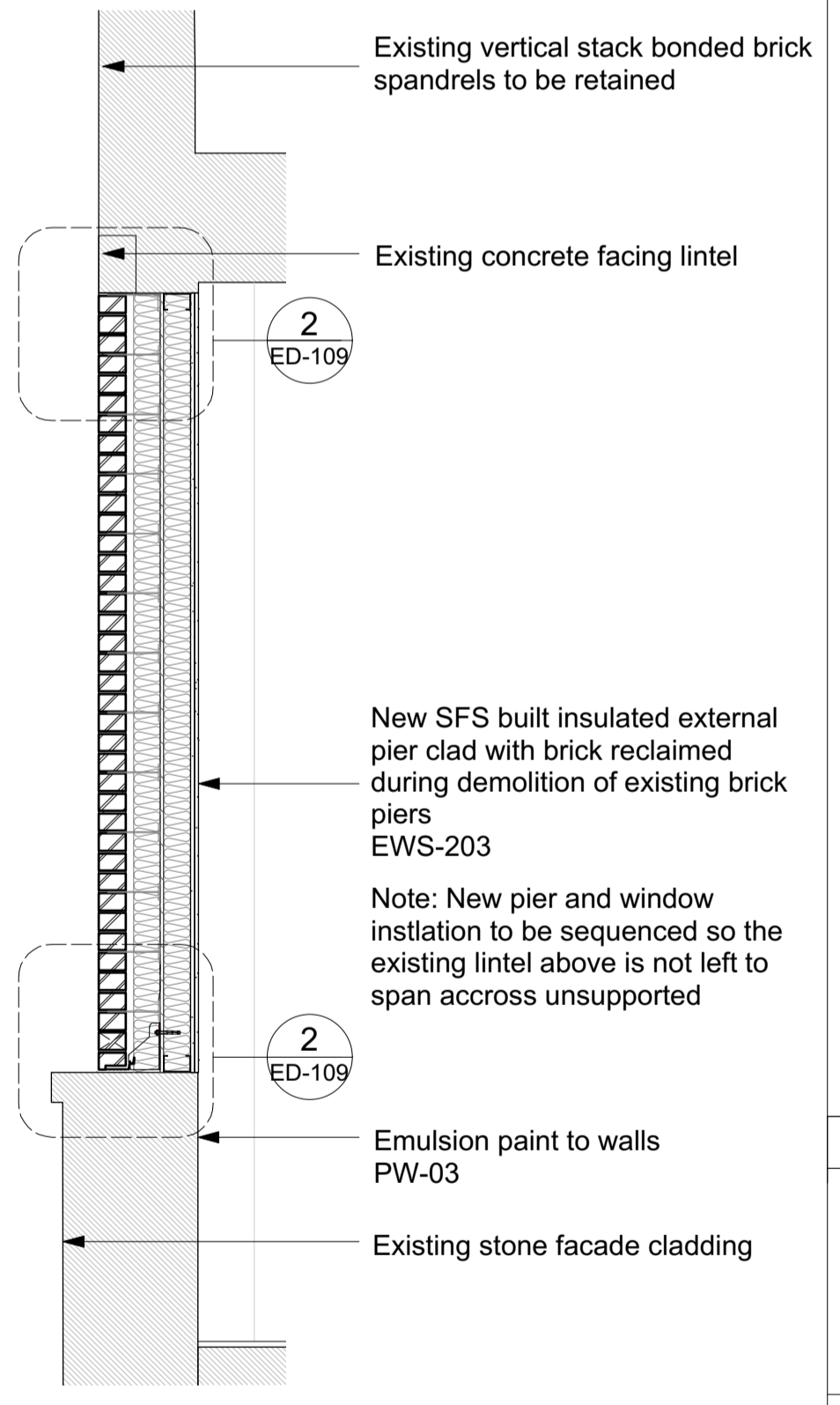
1 East Elevation - New Pier - Bay Plan



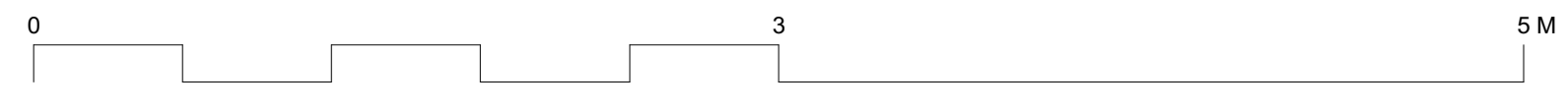
2 East Elevation - New Pier - Bay Elevation

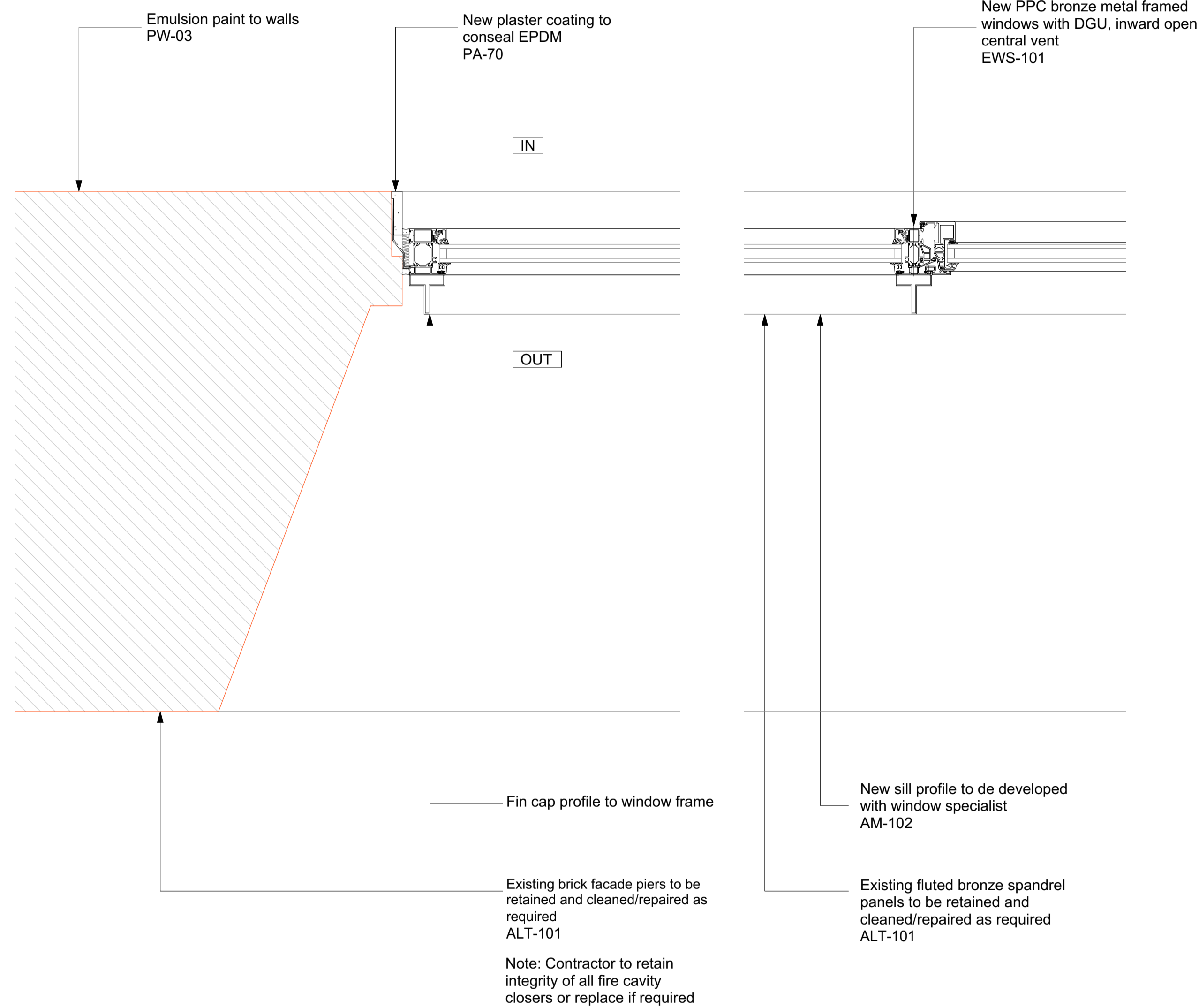


3 East Elevation - New Pier - Bay Section A

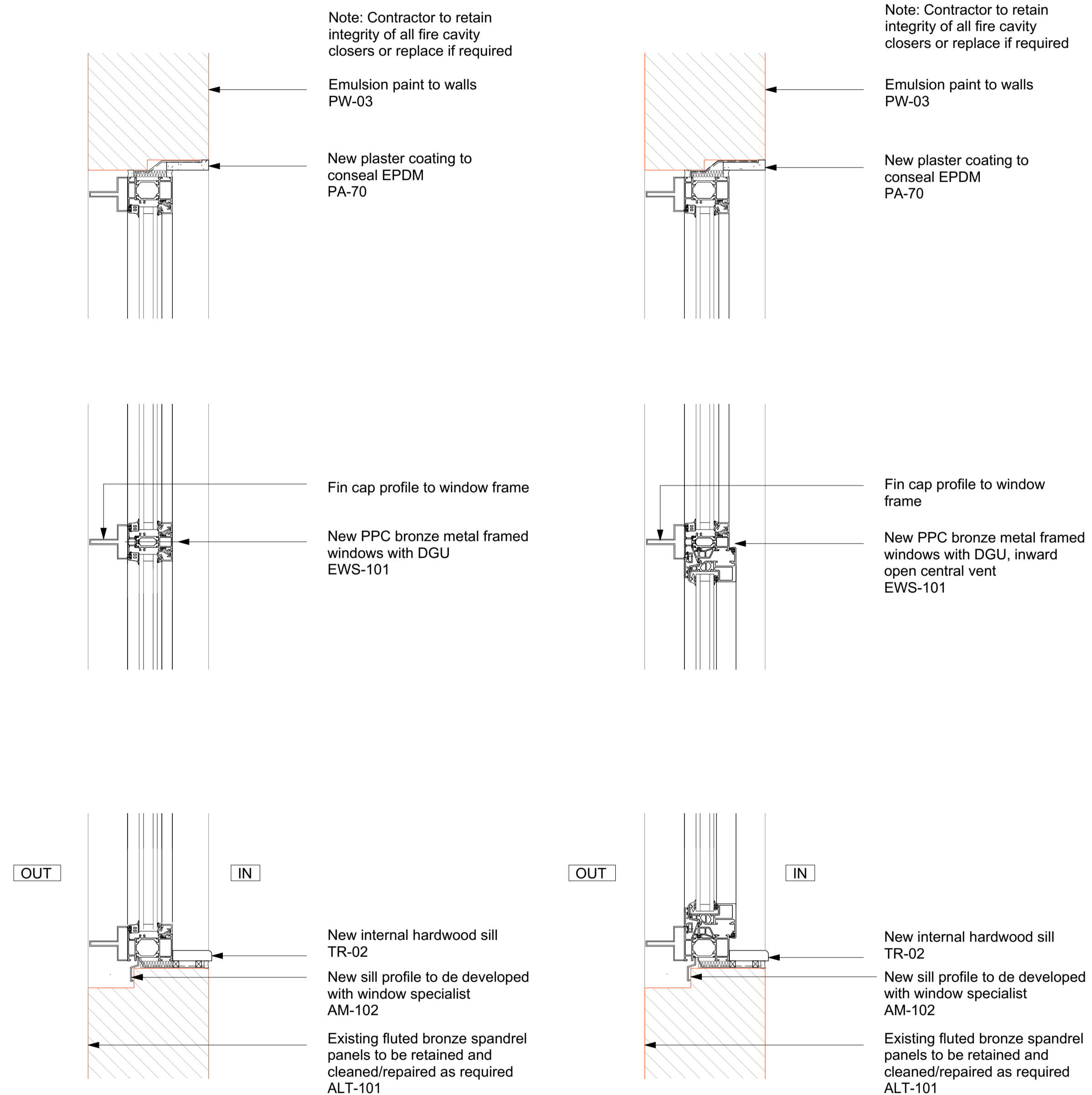


4 East Elevation - New Pier - Bay Section B





1 Typical Window - Detail - Plan



2 Typical Fixed Window - Detail - Section

3 Typical Openable Window - Detail - Section

GENERAL NOTES.

All dimensions to be checked on site prior to commencement of any works, and/or preparation of any shop drawings.

Sizes of and dimensions to any structural elements are indicative only. See structural engineers drawings for actual sizes / dimensions.

Sizes of and dimensions to any service elements are indicative only. See service engineers drawings for actual sizes and dimensions.

This drawing to be read in conjunction with all other Architect's drawings, specifications and other Consultants' information.

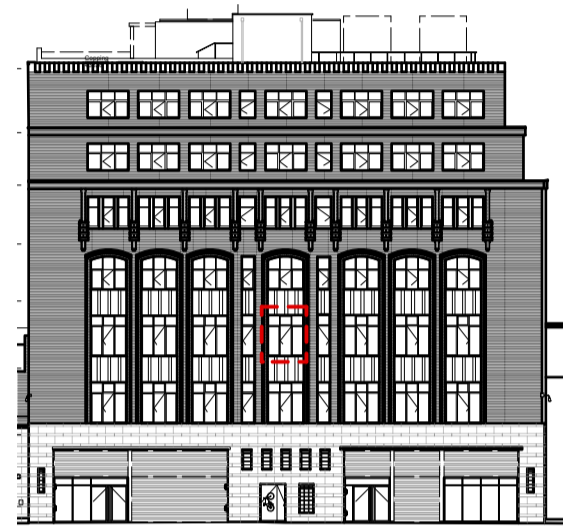
All proprietary systems shown on this drawing are to be installed strictly in accordance with the Manufacturers/Suppliers recommended details.

Any discrepancies between information shown on this drawing and any other contract information or manufacturers/suppliers recommendations is to be brought to the attention of the Architect

DO NOT SCALE FROM THIS DRAWING.

NOTES.

KEY



T1 Stage 4 ISSUED FOR TENDER 16/04/21

REVISION DATE

Buckley Gray Yeoman

Studio 4.04 The Tea Building 56 Shoreditch High Street
London E1 6JJ T: 020 7033 9913

CLIENT
CLS Prescott LTD

PROJECT
9 Prescott Street

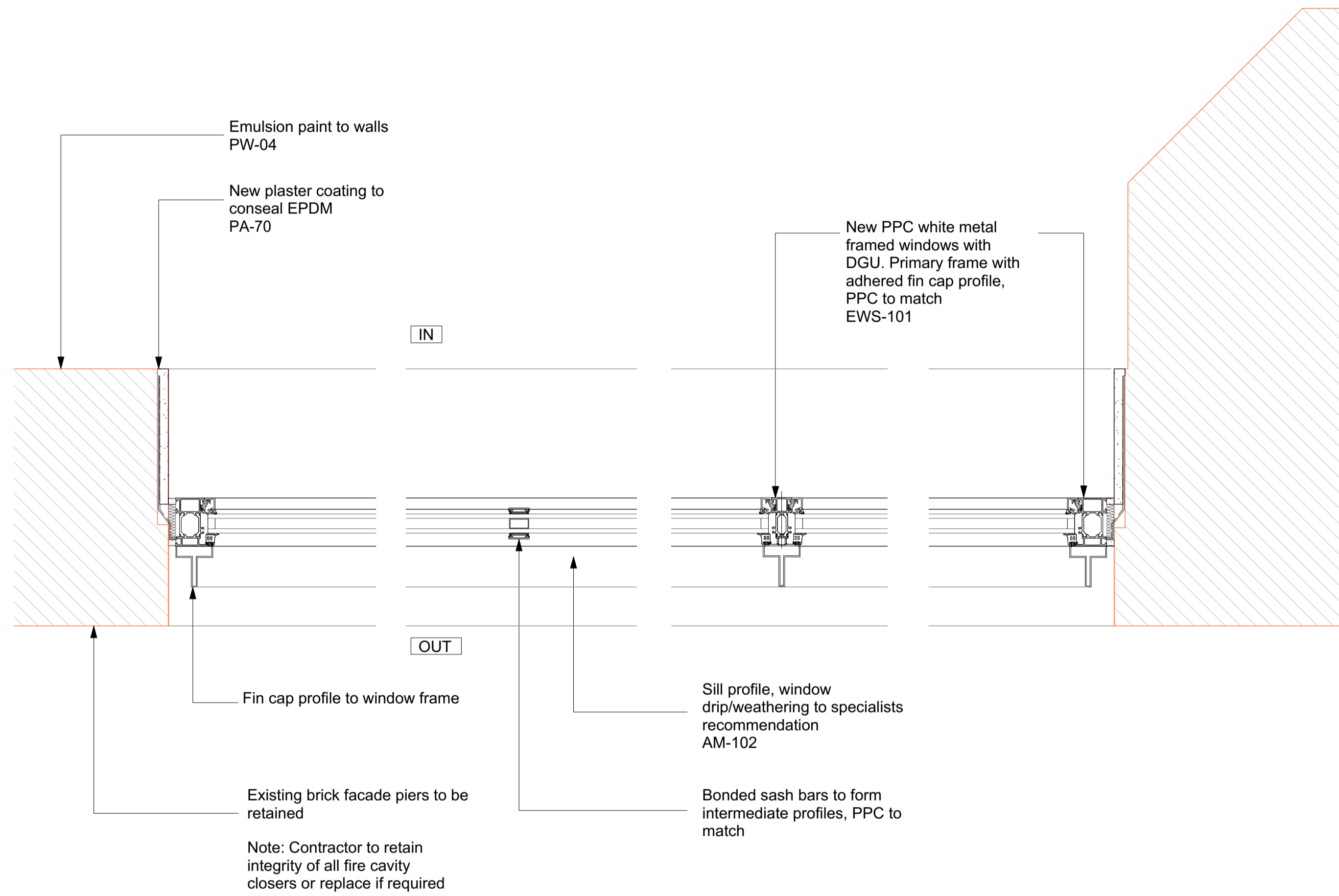
DRAWING
External Windows
Window Details - Sheet 1

SCALE 1:5 @ A1 (1:10 @ A3)

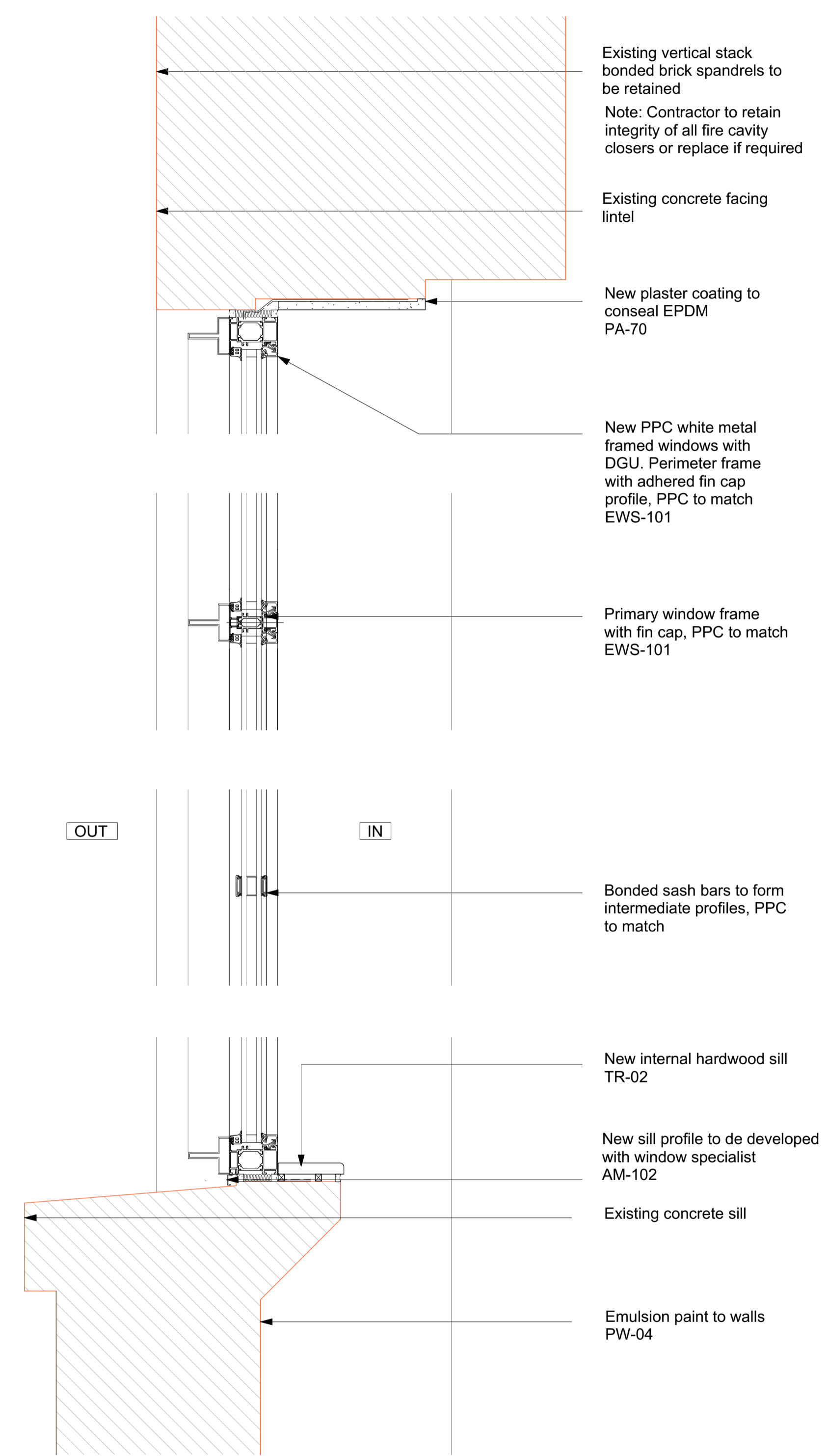
DATE APR. 2021 DRAWN BY MA

DWG No. 1143_ED-100 REVISION T1

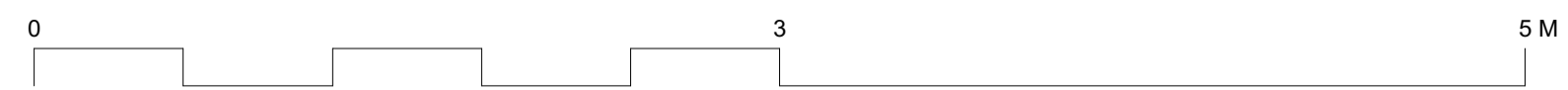
DRAWING STATUS
STAGE 4



1 Window - Detail - Plan



2 Window - Detail - Section



GENERAL NOTES.

All dimensions to be checked on site prior to commencement of any works, and/or preparation of any shop drawings.

Sizes of and dimensions to any structural elements are indicative only. See structural engineers drawings for actual sizes / dimensions.

Sizes of and dimensions to any service elements are indicative only. See service engineers drawings for actual sizes and dimensions.

This drawing to be read in conjunction with all other Architect's drawings, specifications and other Consultants' information.

All proprietary systems shown on this drawing are to be installed strictly in accordance with the Manufacturers/Suppliers recommended details.

Any discrepancies between information shown on this drawing and any other contract information or manufacturers/suppliers recommendations is to be brought to the attention of the Architect

DO NOT SCALE FROM THIS DRAWING.

NOTES.

KEY



T1 Stage 4 ISSUED FOR TENDER 16/04/21

REVISION DATE

Buckley Gray Yeoman
 Studio 4.04 The Tea Building 56 Shoreditch High Street
 London E1 6JJ T: 020 7033 9913

CLIENT
CLS Prescott LTD

PROJECT
9 Prescott Street

DRAWING
**External Windows
 Window Details - Sheet 2**

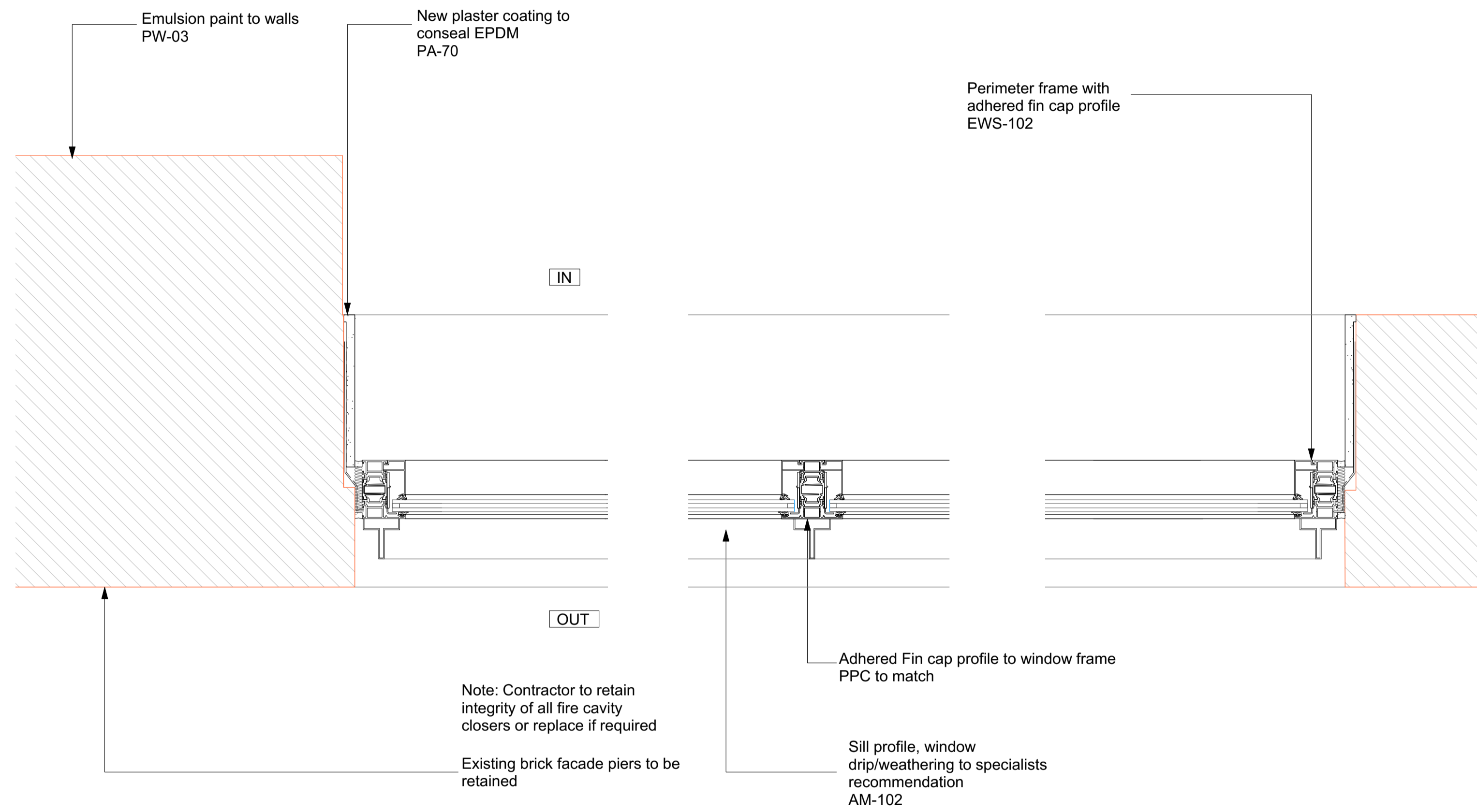
SCALE
1:5 @ A1 (1:10 @ A3)

DATE
APR. 2021 DRAWN BY
MA

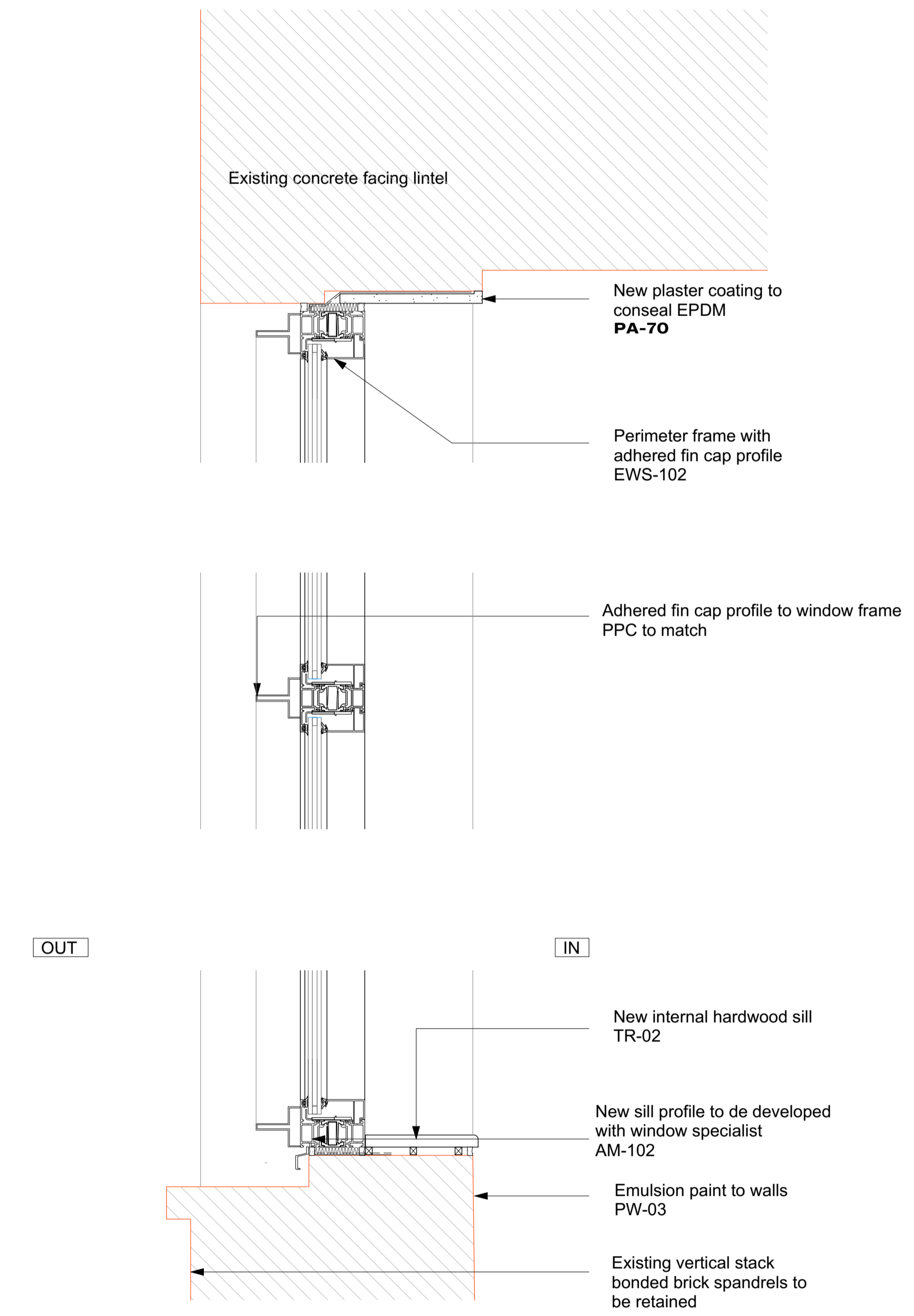
DWG No.
1143_ED-101 REVISION
T1

DRAWING STATUS
STAGE 4

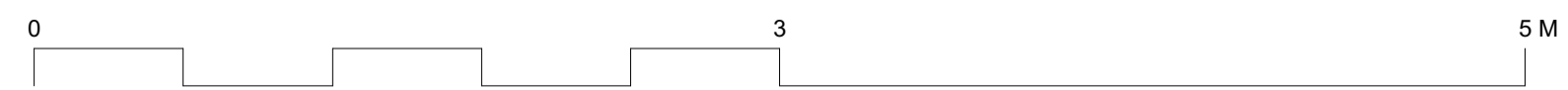
Information contained on this drawing is the sole copyright of Buckley Gray Yeoman and is not to be reproduced without their permission.



1 Fire Rated Window - Detail - Plan



2 Fire Rated Window - Detail - Section



GENERAL NOTES.

All dimensions to be checked on site prior to commencement of any works, and/or preparation of any shop drawings.

Sizes of and dimensions to any structural elements are indicative only. See structural engineers drawings for actual sizes / dimensions.

Sizes of and dimensions to any service elements are indicative only. See service engineers drawings for actual sizes and dimensions.

This drawing to be read in conjunction with all other Architect's drawings, specifications and other Consultants' information.

All proprietary systems shown on this drawing are to be installed strictly in accordance with the Manufacturers/Suppliers recommended details.

Any discrepancies between information shown on this drawing and any other contract information or manufacturers/suppliers recommendations is to be brought to the attention of the Architect

DO NOT SCALE FROM THIS DRAWING.



T1	Stage 4 ISSUED FOR TENDER	16/04/21
REVISION		DATE
Buckley Gray Yeoman Studio 4.04 The Tea Building 56 Shoreditch High Street London E1 6JJ T: 020 7033 9913		
CLIENT	CLS Prescott LTD	
PROJECT	9 Prescott Street	
DRAWING	External Windows Window Details - Sheet 3	
SCALE	1:5 @ A1	(1:10 @ A3)
DATE	APR. 2021	DRAWN BY MA
DWG No.	1143_ED-102	REVISION T1
DRAWING STATUS	STAGE 4	

Information contained on this drawing is the sole copyright of Buckley Gray Yeoman and is not to be reproduced without their permission.