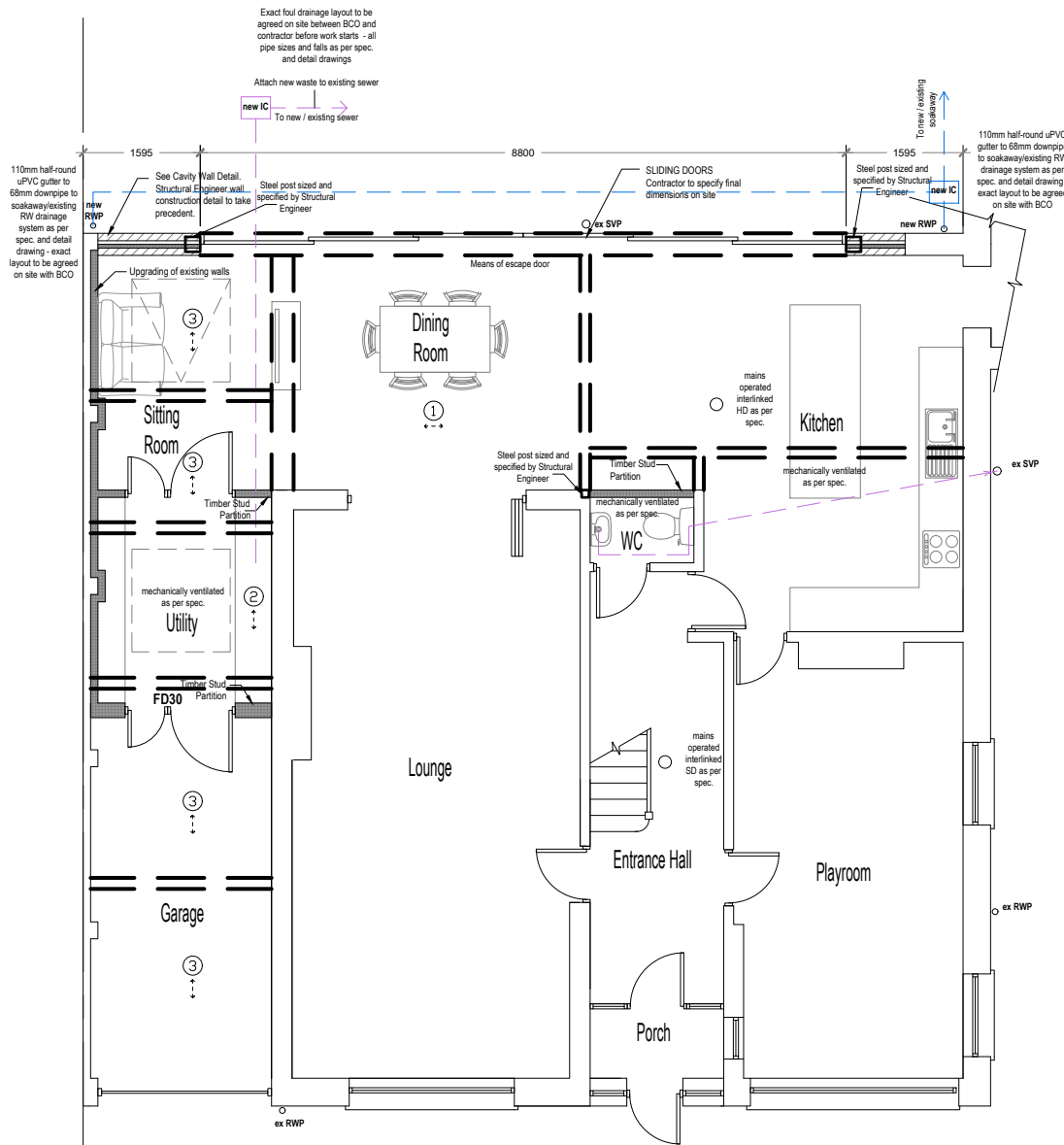
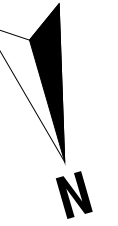
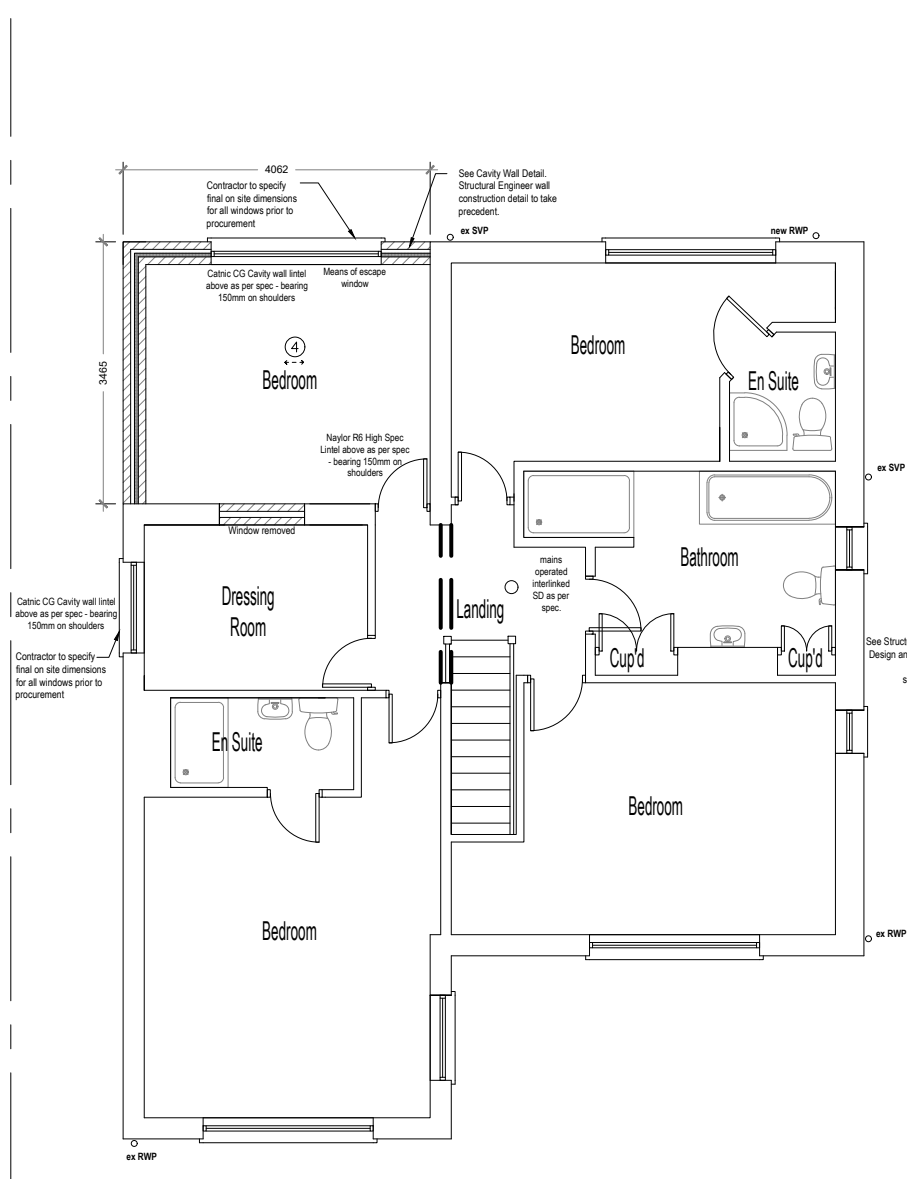


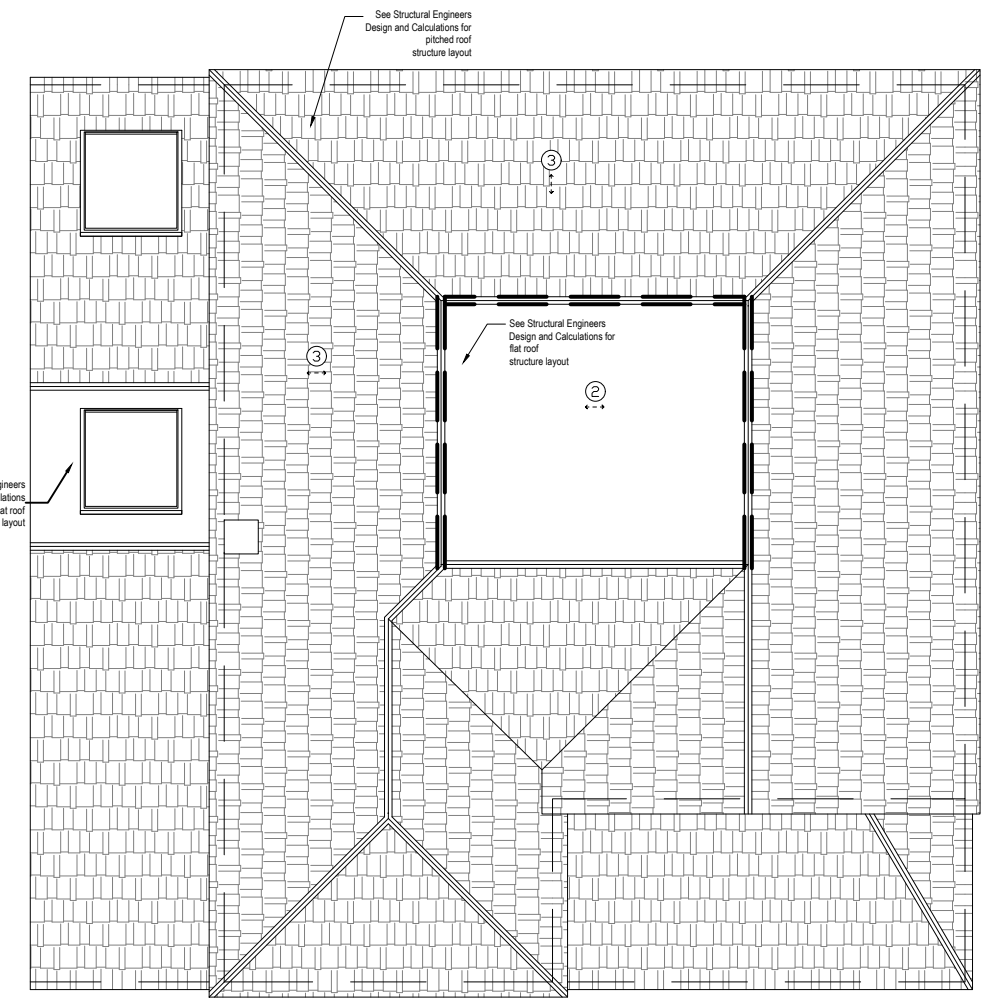
PROPOSED



Ground Floor
Gross Internal Area
132,42m²

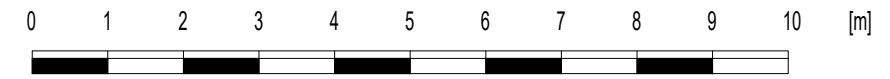


First Floor
Gross Internal Area
90,11m²
Additional
13,91m²



- Symbol Key:**
- Boundary line
 - Rainwater drainage layout
 - Waste drainage layout
 - Details above
 - timber/steel beam above sized and specified by Structural Engineer - fire proofed as per spec. and detail drawing

- ① 50 x 195mm C24 floor joists above as per spec. and detail drawing @ 400mm c/s
- ② 47 x 195mm C24 flat roof joists above as per spec. and detail drawing @ 400mm c/s
- ③ 47 x 150mm C24 rafters above as per spec. and detail drawing @ 600mm c/s
- ④ 47 x 170mm C24 ceiling joists above as per spec. and detail drawing @ 600mm c/s



The contractor should carry out his/her own survey before starting works on site

Revision notes:		
Rev:	Date:	Notes:
001		The Contractor must carry out His/Her own measured survey prior to works commencing on site to verify site dimensions and to report any discrepancies to the Designer. Contractor to refer to Building Control Notes. Contractor is responsible for final on site design using on site dimensions. Contractor responsible for on site drainage layout/runs - to be agreed by Building Control prior to Construction starting on site. All Details to be approved by Building Control prior to construction starting on site.

Drawn by: FD	Project: 93 Tile Kiln Lane Bexley DA5 2BD
Client:	Drawing Title: PROPOSED PLANS

Date: 21.07.2021	No.: 21-1305
Scale @ A3: 1:100	Rev: 0
Issue: BUILDING REGULATIONS DRAWINGS	Page: D05

