


# EN-PLAN

PLANNING & ARCHITECTURE

# LOCATION & BLOCK PLAN

PLANS TO BE PRINTED ON A3.

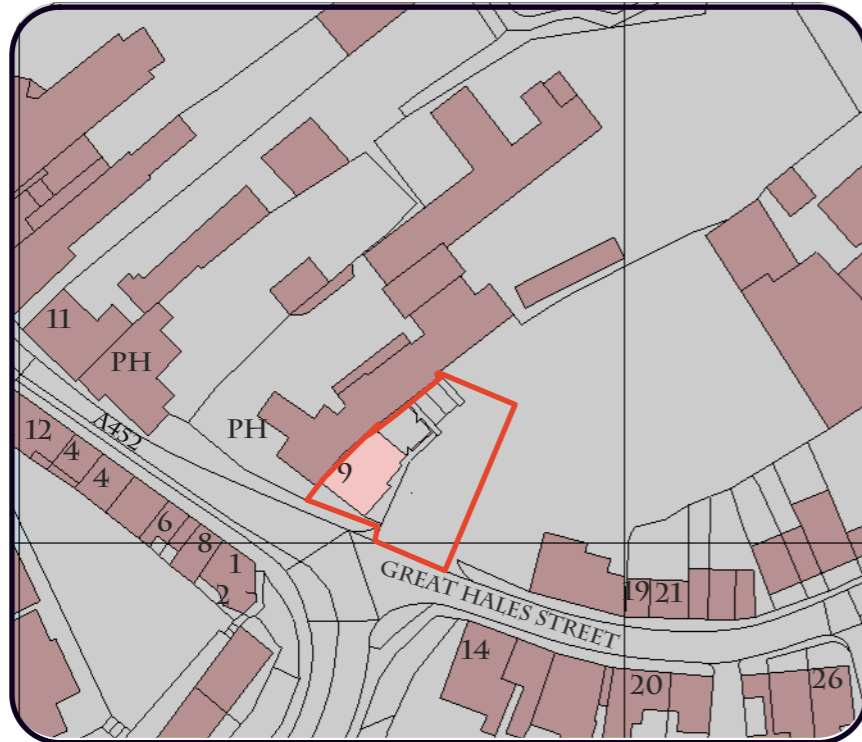


**A**  
**1** Location Plan  
1:1250

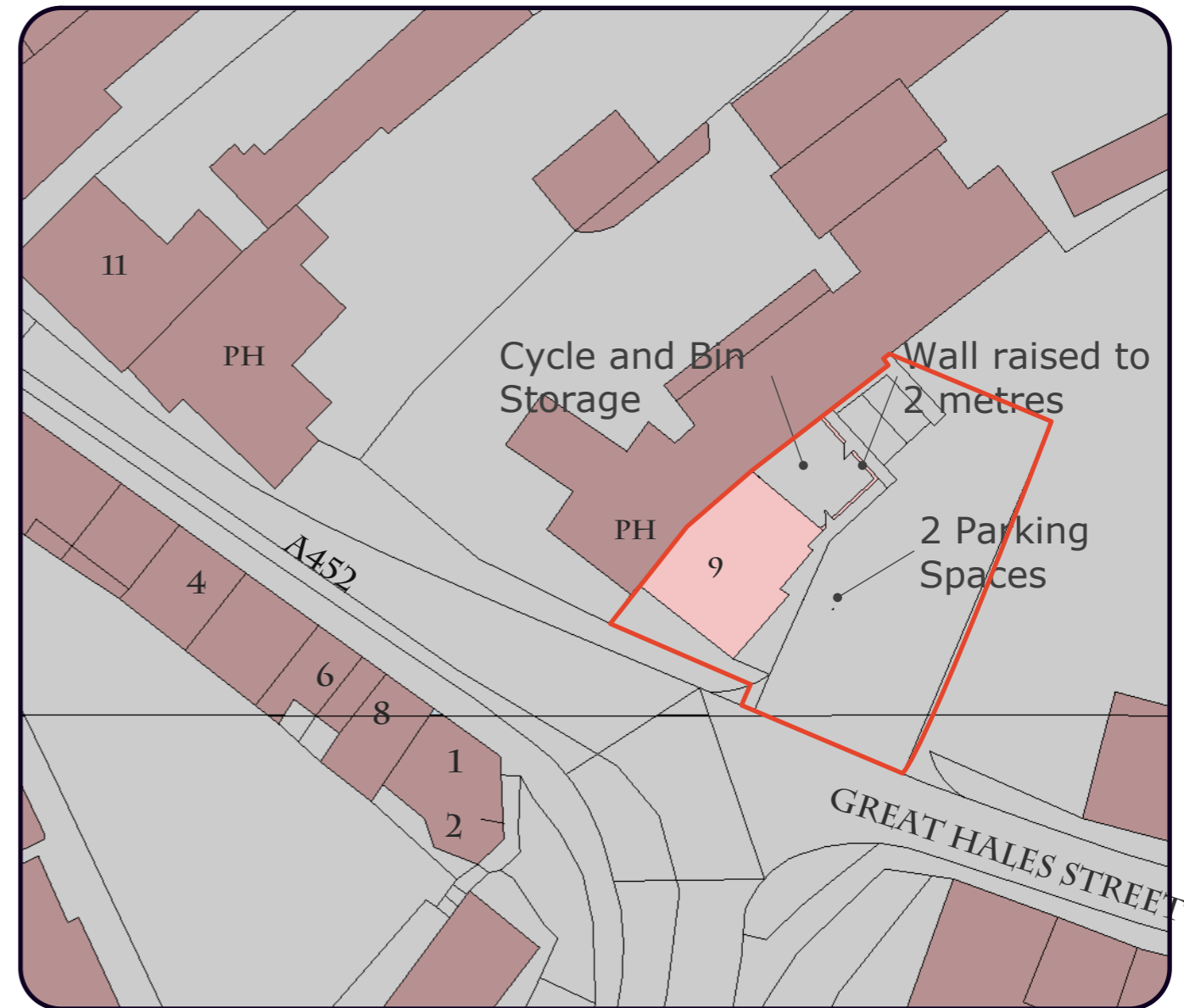


**A**  
**2** Block Plan  
1:500

- NOTES:
- 1) THESE DRAWINGS REMAINS THE PROPERTY OF EN-PLAN
  - 2) ALL DIMENSIONS ARE TO BE CHECKED BY THE CONTRACTOR.
  - 3) ALL DIMENSIONS IN MILLIMETRES UNLESS OTHERWISE STATED.
  - 4) DO NOTE SCLAE COPIES OF THIS DRAWING.
  - 5) THIS PLAN MUST BE READ IN CONJUNCTION WITH ANY OTHER PLANS IN THE SET AND ANY SPECILAIST DRAWINGS RELATED TO THE PROJECT.
  - 6) ALL DISCREPANCIES TO BE REPORTED TO EN-PLAN BEFORE CONTINUING.



©Crown Copyright and database rights 2018 OS 100019980



©Crown Copyright and database rights 2018 OS 100019980