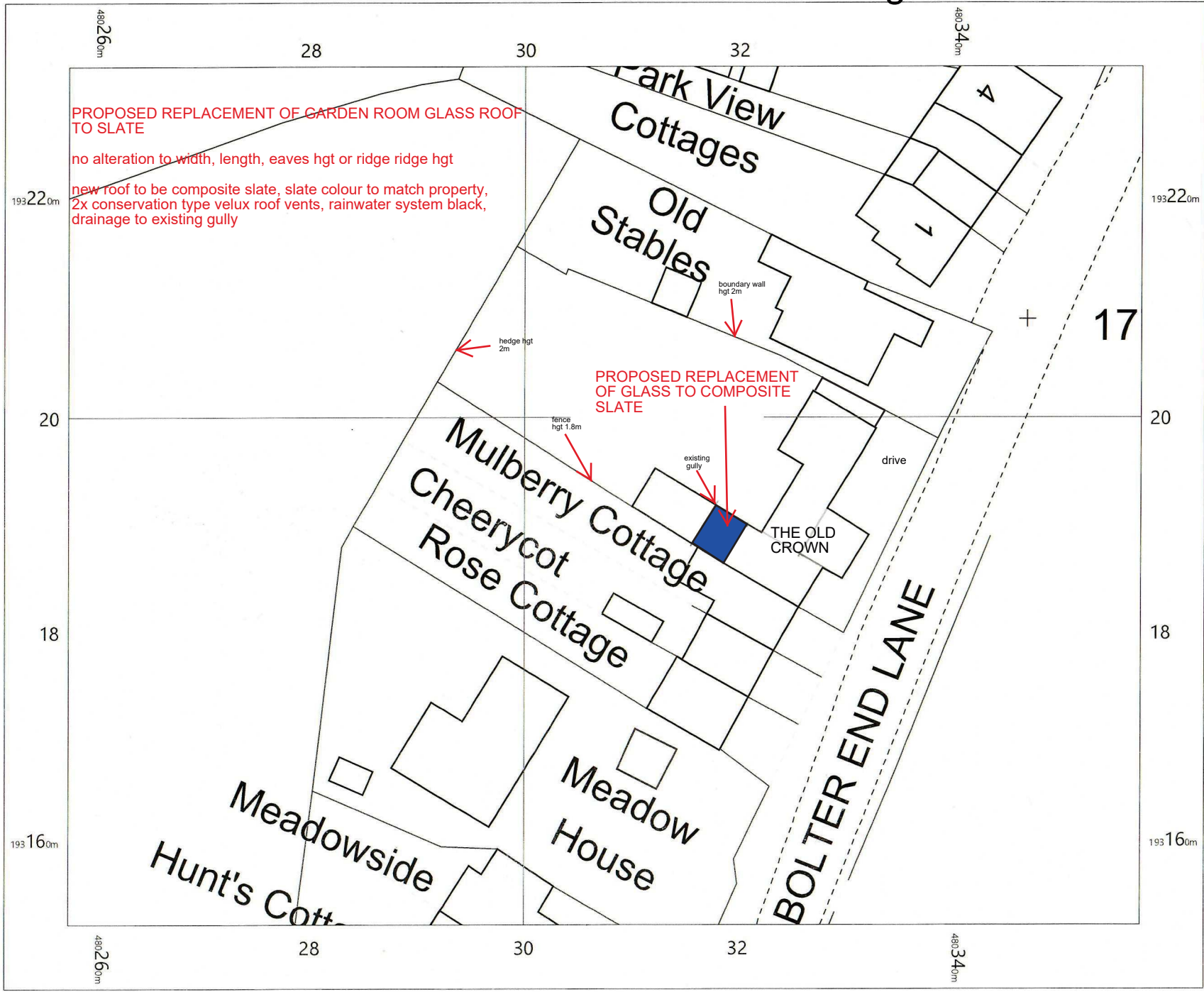

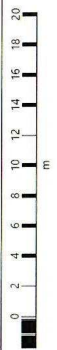


# The Old Crown Bolter End Lane Wheeler End Buckinghamshire HP14 3NE



PROPOSED REPLACEMENT OF GARDEN ROOM GLASS ROOF TO SLATE  
 no alteration to width, length, eaves hgt or ridge ridge hgt  
 new roof to be composite slate, slate colour to match property, 2x conservation type velux roof vents, rainwater system black, drainage to existing gully

PROPOSED REPLACEMENT OF GLASS TO COMPOSITE SLATE



OS MasterMap 1250/2500/10000 scale  
 Wednesday, July 28, 2021, ID: CM-00979803  
[www.centremapslive.co.uk](http://www.centremapslive.co.uk)

1:500 scale print at A4, Centre: 480307 E, 193193 N

©Crown Copyright Ordnance Survey. Licence no. 100019980

