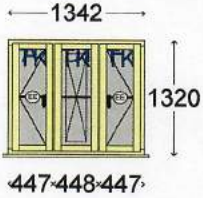


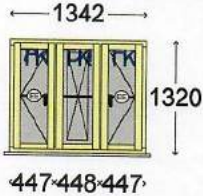
Specification

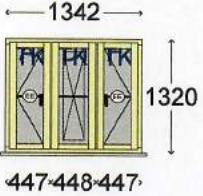
 <p>HARDWICK WINDOWS NOTTINGHAM ENGLAND</p>	<p>Hardwick Windows Ltd The Mophreys, Crifftin Enterprise Centre, Oxton Road, Epperstone, NG14 6AT 01158 556010 www.hardwickwindows.co.uk</p>	<p>Quotation No : 53967 Printed Date : 23-Jul-2021 Representative : Customer :</p>
	<p>Jim Atack Barn End High Street Braunston in Rutland LE15 8QU</p> <p style="text-align: center;">Revision One</p>	<p style="text-align: center;">Quotation Spec Supply & Installation</p> <p style="text-align: center;">Quotation Reference ATAACK BARN END R7 A RATED 53967</p>

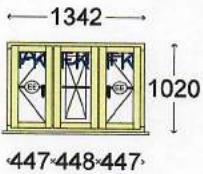
1	Residence 7 Casement	LIVING
O/A Sizes 1342mm x 1350mm (Style 51)		
 <p>447-448-447</p>		

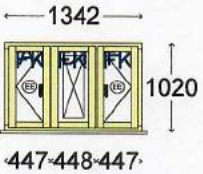
Specification	Chk	Chk
Cill	R009M R7 165x30 Rad Cill	[] Add-on (Head) NO ADD ON []
Add-on (Cill)	NO ADD ON	[] Add-on (Left jamb) NO ADD ON []
Add-on (Right jamb)	NO ADD ON	[] Ventilator (Head) No ventilator []
Ventilator (Sash)	No ventilator	[] Colour Clotted Cream []
Sash colour	Clotted Cream	[] Cill colour Clotted Cream []
Joint Type	Timber Weld (Except Tran/Mull)	[]

Glazing Details & Appertures
4-20-4 Clear Tuff Planitherm Total : 20mm Super Spacer Bl SINGLE ASTRIGAL (H)
20mm ASTRIGAL BAR SPECIAL Std Join Argon Gas Filled
A1 D1 H1
Notes :

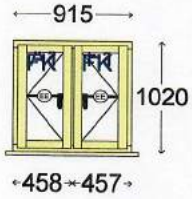
2	Residence 7 Casement	KITCHEN
O/A Sizes 1342mm x 1350mm (Style 51)		
		
Specification		
		Chk
Cill	R009M R7 165x30 Rad Cill	[] Add-on (Head) NO ADD ON []
Add-on (Cill)	NO ADD ON	[] Add-on (Left jamb) NO ADD ON []
Add-on (Right jamb)	NO ADD ON	[] Ventilator (Head) No ventilator []
Ventilator (Sash)	No ventilator	[] Colour Clotted Cream []
Sash colour	Clotted Cream	[] Cill colour Clotted Cream []
Joint Type	Timber Weld (Except Tran/Mull)	[]
Glazing Details & Apertures		
4-20-4 Clear Tuff Planitherm Total : 20mm Super Spacer BI SINGLE ASTRIGAL (H)		
20mm ASTRIGAL BAR SPECIAL Std Join Argon Gas Filled		
A1 D1 H1		
Notes :		

3	Residence 7 Casement	LIVING 3 BEDROOM 3
O/A Sizes 1342mm x 1350mm (Style 51)		
		
Specification		
		Chk
Cill	R009M R7 165x30 Rad Cill	[] Add-on (Head) NO ADD ON []
Add-on (Cill)	NO ADD ON	[] Add-on (Left jamb) NO ADD ON []
Add-on (Right jamb)	NO ADD ON	[] Ventilator (Head) No ventilator []
Ventilator (Sash)	No ventilator	[] Colour Clotted Cream []
Sash colour	Clotted Cream	[] Cill colour Clotted Cream []
Joint Type	Timber Weld (Except Tran/Mull)	[]
Glazing Details & Apertures		
4-20-4 Clear Tuff Planitherm Total : 20mm Super Spacer BI SINGLE ASTRIGAL (H)		
20mm ASTRIGAL BAR SPECIAL Std Join Argon Gas Filled		
A1 D1 H1		
Notes :		

4	Residence 7 Casement	KITCHEN	
O/A Sizes 1342mm x 1050mm (Style 51)			
 <p>447-448-447</p>			
Specification		Chk	Chk
Cill	R009M R7 165x30 Rad Cill	<input type="checkbox"/> Add-on (Head)	NO ADD ON <input type="checkbox"/>
Add-on (Cill)	NO ADD ON	<input type="checkbox"/> Add-on (Left jamb)	NO ADD ON <input type="checkbox"/>
Add-on (Right jamb)	NO ADD ON	<input type="checkbox"/> Ventilator (Head)	No ventilator <input type="checkbox"/>
Ventilator (Sash)	No ventilator	<input type="checkbox"/> Colour	Clotted Cream <input type="checkbox"/>
Sash colour	Clotted Cream	<input type="checkbox"/> Cill colour	Clotted Cream <input type="checkbox"/>
Joint Type	Timber Weld (Except Tran/Mull)	<input type="checkbox"/>	<input type="checkbox"/>
Glazing Details & Apertures			
4-20-4 Clear Planitherm Total : 20mm Super Spacer Bl SINGLE ASTRIGAL (H) 20mm			
ASTRIGAL BAR SPECIAL Std Join Argon Gas Filled			
A1 D1 H1			
Notes :			

5	Residence 7 Casement	STUDY	
O/A Sizes 1342mm x 1050mm (Style 51)			
 <p>447-448-447</p>			
Specification		Chk	Chk
Cill	R009M R7 165x30 Rad Cill	<input type="checkbox"/> Add-on (Head)	NO ADD ON <input type="checkbox"/>
Add-on (Cill)	NO ADD ON	<input type="checkbox"/> Add-on (Left jamb)	NO ADD ON <input type="checkbox"/>
Add-on (Right jamb)	NO ADD ON	<input type="checkbox"/> Ventilator (Head)	No ventilator <input type="checkbox"/>
Ventilator (Sash)	No ventilator	<input type="checkbox"/> Colour	Clotted Cream <input type="checkbox"/>
Sash colour	Clotted Cream	<input type="checkbox"/> Cill colour	Clotted Cream <input type="checkbox"/>
Joint Type	Timber Weld (Except Tran/Mull)	<input type="checkbox"/>	<input type="checkbox"/>
Glazing Details & Apertures			
4-20-4 Clear Planitherm Total : 20mm Super Spacer Bl Argon Gas Filled			
A1 D1 H1			
Notes :			

6	Residence 7 Casement	BED 1
O/A Sizes 915mm x 1050mm (Style 16)		

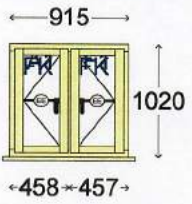


Specification		Chk	Chk
Cill	R009M R7 165x30 Rad Cill	<input type="checkbox"/> Add-on (Head)	NO ADD ON <input type="checkbox"/>
Add-on (Cill)	NO ADD ON	<input type="checkbox"/> Add-on (Left jamb)	NO ADD ON <input type="checkbox"/>
Add-on (Right jamb)	NO ADD ON	<input type="checkbox"/> Ventilator (Head)	No ventilator <input type="checkbox"/>
Ventilator (Sash)	No ventilator	<input type="checkbox"/> Colour	Clotted Cream <input type="checkbox"/>
Sash colour	Clotted Cream	<input type="checkbox"/> Cill colour	Clotted Cream <input type="checkbox"/>
Joint Type	Timber Weld (Except Tran/Mull)	<input type="checkbox"/>	<input type="checkbox"/>

Glazing Details & Appertures
 4-20-4 Clear Planitherm Total : 20mm Super Spacer BI SINGLE ASTRIGAL (H) 20mm
 ASTRIGAL BAR SPECIAL Std Join Argon Gas Filled
 A1 F1

Notes :

7	Residence 7 Casement	IRONING	Pricing	Nett
O/A Sizes 915mm x 1050mm (Style 16)			Total	£353.65

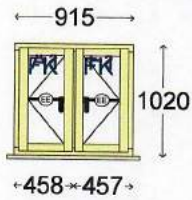


Specification		Chk	Chk
Cill	R009M R7 165x30 Rad Cill	<input type="checkbox"/> Add-on (Head)	NO ADD ON <input type="checkbox"/>
Add-on (Cill)	NO ADD ON	<input type="checkbox"/> Add-on (Left jamb)	NO ADD ON <input type="checkbox"/>
Add-on (Right jamb)	NO ADD ON	<input type="checkbox"/> Ventilator (Head)	No ventilator <input type="checkbox"/>
Ventilator (Sash)	No ventilator	<input type="checkbox"/> Colour	Clotted Cream <input type="checkbox"/>
Sash colour	Clotted Cream	<input type="checkbox"/> Cill colour	Clotted Cream <input type="checkbox"/>
Joint Type	Timber Weld (Except Tran/Mull)	<input type="checkbox"/>	<input type="checkbox"/>

Glazing Details & Appertures
 4-20-4 Clear Planitherm Total : 20mm Super Spacer BI SINGLE ASTRIGAL (H) 20mm
 ASTRIGAL BAR SPECIAL Std Join Argon Gas Filled
 A1 F1

Notes :

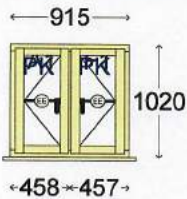
8	Residence 7 Casement	BED 2 / BED 3
Qty (2) O/A Sizes 915mm x 1050mm (Style		



Specification		Chk	Chk
Cill	R009M R7 165x30 Rad Cill	<input type="checkbox"/> Add-on (Head)	NO ADD ON <input type="checkbox"/>
Add-on (Cill)	NO ADD ON	<input type="checkbox"/> Add-on (Left jamb)	NO ADD ON <input type="checkbox"/>
Add-on (Right jamb)	NO ADD ON	<input type="checkbox"/> Ventilator (Head)	No ventilator <input type="checkbox"/>
Ventilator (Sash)	No ventilator	<input type="checkbox"/> Colour	Clotted Cream <input type="checkbox"/>
Sash colour	Clotted Cream	<input type="checkbox"/> Cill colour	Clotted Cream <input type="checkbox"/>
Joint Type	Timber Weld (Except Tran/Mull)	<input type="checkbox"/>	<input type="checkbox"/>

Glazing Details & Appertures	
4-20-4 Clear Planitherm Total : 20mm Super Spacer BI SINGLE ASTRIGAL (H) 20mm ASTRIGAL BAR SPECIAL Std Join Argon Gas Filled A1 F1	
Notes :	

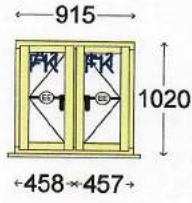
9	Residence 7 Casement	WC
O/A Sizes 915mm x 1050mm (Style 16)		



Specification		Chk	Chk
Cill	R009M R7 165x30 Rad Cill	<input type="checkbox"/> Add-on (Head)	NO ADD ON <input type="checkbox"/>
Add-on (Cill)	NO ADD ON	<input type="checkbox"/> Add-on (Left jamb)	NO ADD ON <input type="checkbox"/>
Add-on (Right jamb)	NO ADD ON	<input type="checkbox"/> Ventilator (Head)	No ventilator <input type="checkbox"/>
Ventilator (Sash)	No ventilator	<input type="checkbox"/> Colour	Clotted Cream <input type="checkbox"/>
Sash colour	Clotted Cream	<input type="checkbox"/> Cill colour	Clotted Cream <input type="checkbox"/>
Joint Type	Timber Weld (Except Tran/Mull)	<input type="checkbox"/>	<input type="checkbox"/>

Glazing Details & Appertures	
4-20-4 Obs Planitherm Total : 20mm Super Spacer BI Stippolyte SINGLE ASTRIGAL (H) 20mm ASTRIGAL BAR SPECIAL Std Join Argon Gas Filled A1 F1	
Notes :	

10	Residence 7 Casement	BATHROOM
O/A Sizes 915mm x 1050mm (Style 16)		

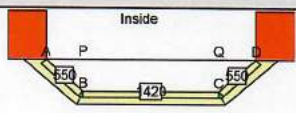


*** Extra Remarks #1 : CLEAR GLASS**

Specification		Chk		Chk
Cill	R009M R7 165x30 Rad Cill	<input type="checkbox"/>	Add-on (Head)	NO ADD ON <input type="checkbox"/>
Add-on (Cill)	NO ADD ON	<input type="checkbox"/>	Add-on (Left jamb)	NO ADD ON <input type="checkbox"/>
Add-on (Right jamb)	NO ADD ON	<input type="checkbox"/>	Ventilator (Head)	No ventilator <input type="checkbox"/>
Ventilator (Sash)	No ventilator	<input type="checkbox"/>	Colour	Clotted Cream <input type="checkbox"/>
Sash colour	Clotted Cream	<input type="checkbox"/>	Cill colour	Clotted Cream <input type="checkbox"/>
Joint Type	Timber Weld (Except Tran/Mull)	<input type="checkbox"/>		

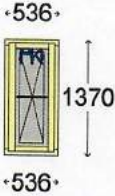
Glazing Details & Apertures	
4-20-4 Clear Planitherm Total : 20mm Super Spacer Bl SINGLE ASTRIGAL (H) 20mm	
ASTRIGAL BAR SPECIAL Std Join Argon Gas Filled	
A1 F1	
Notes :	

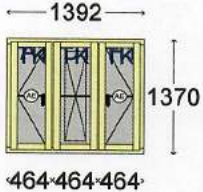
Residence 7 Bay Layout	DINING BAY - NOT LOAD BEARING POSTS
------------------------	-------------------------------------



Specification		Chk		Chk
Cill	R009M R7 165x30 Rad Cill	<input type="checkbox"/>	Add-on (Left jamb)	NO ADD ON <input type="checkbox"/>
Add-on (Right jamb)	NO ADD ON	<input type="checkbox"/>	Pole	R7109 120-170° Variable Pole <input type="checkbox"/>
Colour	Clotted Cream	<input type="checkbox"/>	Cill colour	Clotted Cream <input type="checkbox"/>
Bay type	Bay	<input type="checkbox"/>	Shape	3 segment <input type="checkbox"/>
Joint Type	Timber Weld (Except Tran/Mull)	<input type="checkbox"/>		

Notes :

11	Residence 7 Casement	DINING BAY - NOT LOAD BEARING POSTS 1 of	
O/A Sizes 536mm x 1370mm (Style 1)			
			
Specification			
		Chk	Chk
Add-on (Head)	NO ADD ON	<input type="checkbox"/> Add-on (Cill)	NO ADD ON <input type="checkbox"/>
Add-on (Left jamb)	NO ADD ON	<input type="checkbox"/> Add-on (Right jamb)	NO ADD ON <input type="checkbox"/>
Ventilator (Head)	No ventilator	<input type="checkbox"/> Ventilator (Sash)	No ventilator <input type="checkbox"/>
Colour	Clotted Cream	<input type="checkbox"/> Sash colour	Clotted Cream <input type="checkbox"/>
Joint Type	Timber Weld (Except Tran/Mull)	<input type="checkbox"/>	<input type="checkbox"/>
Glazing Details & Appertures			
4-20-4 Clear Tuff Planitherm Total : 20mm Super Spacer Bl SINGLE ASTRIGAL (H)			
20mm ASTRIGAL BAR SPECIAL Std Join Argon Gas Filled			
A1			
Notes :			

12	Residence 7 Casement	DINING BAY - NOT LOAD BEARING POSTS 2 of	
O/A Sizes 1392mm x 1370mm (Style 51)			
			
* Extra Remarks #1 : ATLAS HEAVY DUTY HINGES APPLIED			
Specification			
		Chk	Chk
Add-on (Head)	NO ADD ON	<input type="checkbox"/> Add-on (Cill)	NO ADD ON <input type="checkbox"/>
Add-on (Left jamb)	NO ADD ON	<input type="checkbox"/> Add-on (Right jamb)	NO ADD ON <input type="checkbox"/>
Ventilator (Head)	No ventilator	<input type="checkbox"/> Ventilator (Sash)	No ventilator <input type="checkbox"/>
Colour	Clotted Cream	<input type="checkbox"/> Sash colour	Clotted Cream <input type="checkbox"/>
Joint Type	Timber Weld (Except Tran/Mull)	<input type="checkbox"/>	<input type="checkbox"/>
Glazing Details & Appertures			
4-20-4 Clear Tuff Planitherm Total : 20mm Super Spacer Bl SINGLE ASTRIGAL (H)			
20mm ASTRIGAL BAR SPECIAL Std Join Argon Gas Filled			
H1 A1 D1			
Notes :			

13	Residence 7 Casement	DINING BAY - NOT LOAD BEARING POSTS 3 of
O/A Sizes 536mm x 1370mm (Style 1)		

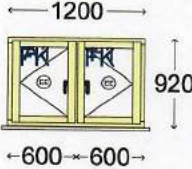
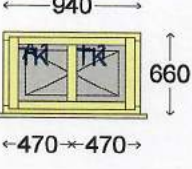
Specification		Chk		Chk	
Add-on (Head)	NO ADD ON	<input type="checkbox"/>	Add-on (Cill)	NO ADD ON	<input type="checkbox"/>
Add-on (Left jamb)	NO ADD ON	<input type="checkbox"/>	Add-on (Right jamb)	NO ADD ON	<input type="checkbox"/>
Ventilator (Head)	No ventilator	<input type="checkbox"/>	Ventilator (Sash)	No ventilator	<input type="checkbox"/>
Colour	Clotted Cream	<input type="checkbox"/>	Sash colour	Clotted Cream	<input type="checkbox"/>
Joint Type	Timber Weld (Except Tran/Mull)	<input type="checkbox"/>			<input type="checkbox"/>

Glazing Details & Apertures	
4-20-4 Clear Tuff Planitherm Total : 20mm Super Spacer BI SINGLE ASTRIGAL (H)	
20mm ASTRIGAL BAR SPECIAL Std Join Argon Gas Filled	
A1	
Notes :	

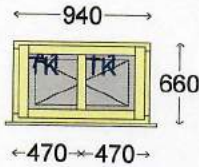
14	Residence 7 Casement	STUDY
O/A Sizes 1200mm x 950mm (Style 16)		

Specification		Chk		Chk	
Cill	R009M R7 165x30 Rad Cill	<input type="checkbox"/>	Add-on (Head)	NO ADD ON	<input type="checkbox"/>
Add-on (Cill)	NO ADD ON	<input type="checkbox"/>	Add-on (Left jamb)	NO ADD ON	<input type="checkbox"/>
Add-on (Right jamb)	NO ADD ON	<input type="checkbox"/>	Ventilator (Head)	No ventilator	<input type="checkbox"/>
Ventilator (Sash)	No ventilator	<input type="checkbox"/>	Colour	Clotted Cream	<input type="checkbox"/>
Sash colour	Clotted Cream	<input type="checkbox"/>	Cill colour	Clotted Cream	<input type="checkbox"/>
Joint Type	Timber Weld (Except Tran/Mull)	<input type="checkbox"/>			<input type="checkbox"/>

Glazing Details & Apertures	
4-20-4 Clear Planitherm Total : 20mm Super Spacer BI Argon Gas Filled	
A1 F1	
Notes :	

15 Residence 7 Casement	STUDY		
O/A Sizes 1200mm x 950mm (Style 16)			
			
Specification			
		Chk	Chk
Cill	R009M R7 165x30 Rad Cill	<input type="checkbox"/> Add-on (Head)	NO ADD ON <input type="checkbox"/>
Add-on (Cill)	NO ADD ON	<input type="checkbox"/> Add-on (Left jamb)	NO ADD ON <input type="checkbox"/>
Add-on (Right jamb)	NO ADD ON	<input type="checkbox"/> Ventilator (Head)	No ventilator <input type="checkbox"/>
Ventilator (Sash)	No ventilator	<input type="checkbox"/> Colour	Clotted Cream <input type="checkbox"/>
Sash colour	Clotted Cream	<input type="checkbox"/> Cill colour	Clotted Cream <input type="checkbox"/>
Joint Type	Timber Weld (Except Tran/Mull)	<input type="checkbox"/>	
Glazing Details & Appertures			
4-20-4 Clear Planitherm Total : 20mm Super Spacer Bl		Argon Gas Filled	
A1 F1			
Notes :			
16 Residence 7 Casement	GARAGE		
O/A Sizes 940mm x 690mm (Style 1)			
			
Specification			
		Chk	Chk
Joint Type	Timber Weld (Except Tran/Mull)	<input type="checkbox"/> Cill	R009M R7 165x30 Rad Cill <input type="checkbox"/>
Add-on (Head)	NO ADD ON	<input type="checkbox"/> Add-on (Cill)	NO ADD ON <input type="checkbox"/>
Add-on (Left jamb)	NO ADD ON	<input type="checkbox"/> Add-on (Right jamb)	NO ADD ON <input type="checkbox"/>
Ventilator (Head)	No ventilator	<input type="checkbox"/> Ventilator (Sash)	No ventilator <input type="checkbox"/>
Colour	Clotted Cream	<input type="checkbox"/> Sash colour	Clotted Cream <input type="checkbox"/>
Cill colour	Clotted Cream	<input type="checkbox"/>	
Glazing Details & Appertures			
4-20-4 Clear Tuff Planitherm Total : 20mm Super Spacer Bl		Argon Gas Filled	
A1 F1			
Notes :			

17 Residence 7 Casement	GARAGE
O/A Sizes 940mm x 690mm (Style 1)	

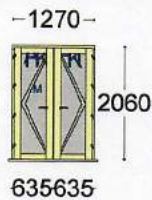


Specification		Chk		Chk	
Joint Type	Timber Weld (Except Tran/Mull)	<input type="checkbox"/>	Cill	R009M R7 165x30 Rad Cill	<input type="checkbox"/>
Add-on (Head)	NO ADD ON	<input type="checkbox"/>	Add-on (Cill)	NO ADD ON	<input type="checkbox"/>
Add-on (Left jamb)	NO ADD ON	<input type="checkbox"/>	Add-on (Right jamb)	NO ADD ON	<input type="checkbox"/>
Ventilator (Head)	No ventilator	<input type="checkbox"/>	Ventilator (Sash)	No ventilator	<input type="checkbox"/>
Colour	Clotted Cream	<input type="checkbox"/>	Sash colour	Clotted Cream	<input type="checkbox"/>
Cill colour	Clotted Cream	<input type="checkbox"/>			<input type="checkbox"/>

Glazing Details & Apertures	
4-20-4 Clear Tuff Planitherm Total : 20mm Super Spacer Bl	Argon Gas Filled
A1 F1	

Notes :

18 Residence 7 French Door	LIVING ROOM
O/A Sizes 1270mm x 2090mm (Style 2)	

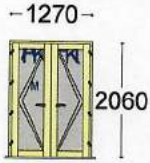


*** Extra Remarks #1 : FAB & FIX GRAPHITE ARCHITECTURAL HANDLES**
*** Extra Remarks #2 : OPEN OUT**

Specification		Chk		Chk	
Threshold	Open out Silv Threshold AM5 2m	<input type="checkbox"/>	Cill	R009M R7 165x30 Rad Cill	<input type="checkbox"/>
Add-on (Head)	NO ADD ON	<input type="checkbox"/>	Add-on (Cill)	NO ADD ON	<input type="checkbox"/>
Add-on (Left jamb)	NO ADD ON	<input type="checkbox"/>	Add-on (Right jamb)	NO ADD ON	<input type="checkbox"/>
Ventilator (Head)	No ventilator	<input type="checkbox"/>	Ventilator (Sash)	No ventilator	<input type="checkbox"/>
Handle	L/L Graphite Bal Handle F&F	<input type="checkbox"/>	Colour	Clotted Cream	<input type="checkbox"/>
Sash colour	Clotted Cream	<input type="checkbox"/>	Cill colour	Clotted Cream	<input type="checkbox"/>
Door lock	Yale Lockmaster 45 French Door	<input type="checkbox"/>	Cylinder	3 Stay Keyed d Like Cylinder	<input type="checkbox"/>
Joint Type	Timber Weld (Except Tran/Mull)	<input type="checkbox"/>			<input type="checkbox"/>

Glazing Details & Apertures	
4-20-4 Clear Tuff Planitherm Total : 20mm Super Spacer Bl	Argon Gas Filled
A1 F1	

Notes :

19	Residence 7 French Door	LIVING ROOM	
O/A Sizes 1270mm x 2090mm (Style 2)			
 <p style="text-align: center;">- 1270 -</p> <p style="text-align: center;">2060</p> <p style="text-align: center;">635635</p>		<p>* Extra Remarks #1 : FAB & FIX GRAPHITE ARCHITECTURAL HANDLES</p> <p>* Extra Remarks #2 : OPEN OUT</p>	
Specification		Chk	Chk
Threshold	Open out Silv Threshold AM5 2m	<input type="checkbox"/> Cill	R009M R7 165x30 Rad Cill <input type="checkbox"/>
Add-on (Head)	NO ADD ON	<input type="checkbox"/> Add-on (Cill)	NO ADD ON <input type="checkbox"/>
Add-on (Left jamb)	NO ADD ON	<input type="checkbox"/> Add-on (Right jamb)	NO ADD ON <input type="checkbox"/>
Ventilator (Head)	No ventilator	<input type="checkbox"/> Ventilator (Sash)	No ventilator <input type="checkbox"/>
Handle	L/L Graphite Bal Handle F&F	<input type="checkbox"/> Colour	Clotted Cream <input type="checkbox"/>
Sash colour	Clotted Cream	<input type="checkbox"/> Cill colour	Clotted Cream <input type="checkbox"/>
Door lock	Yale Lockmaster 45 French Door	<input type="checkbox"/> Cylinder	3 Stay Keyed d Like Cylinder <input type="checkbox"/>
Joint Type	Timber Weld (Except Tran/Mull)	<input type="checkbox"/>	
Glazing Details & Appertures			
4-20-4 Clear Tuff Planitherm Total : 20mm Super Spacer Bl		Argon Gas Filled	
A1 F1			
Notes :			