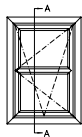
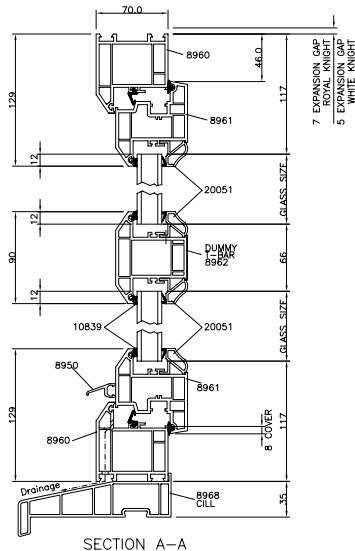
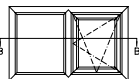


NOTE: REFER TO REINFORCEMENT RULES FOR REINFORCEMENT SPECIFICATION

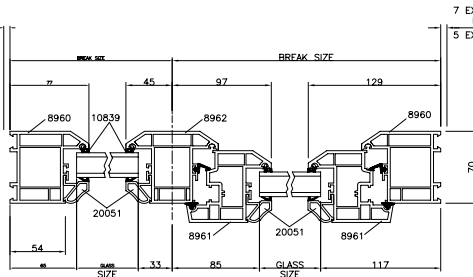


AS VIEWED FROM INSIDE



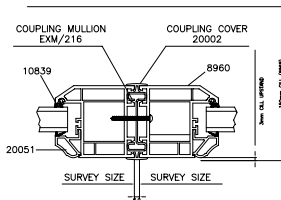
SECTION A-A

7 EXPANSION GAP  
ROYAL KNIGHT  
5 EXPANSION GAP  
WHITE KNIGHT

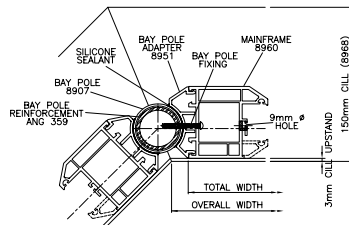


SECTION B-B

7 EXPANSION GAP  
ROYAL KNIGHT  
5 EXPANSION GAP  
WHITE KNIGHT



TYPICAL HORIZONTAL  
COUPLING MULLION ARRANGEMENT



TYPICAL BAY ARRANGEMENT

Rev: G	02/10/03	COUPLING ARRANGEMENT ADDED		
Rev: F	14/03/00	BEAD 2000 ADDED (20051)		
Rev: E	14/02/95	SECTION 'B-B' ORIENTATION CORRECTED		
Rev: D	19/12/94	GLAZING DETAILS AMENDED FOR TYPICAL GLAZING		
Rev: C	07/04/94	DUMMY T-BAR ADDED		
Rev: B	26/02/93	CONCEALED DRAINAGE ADDED		
Rev: A	21/01/93	TYPICAL BAY ARRANGEMENT RE-DRAWN		
Product		WHITE/ROYAL KNIGHT TILT & TURN WINDOW		
Title		GENERAL ARRANGEMENT 1 OF 2		
Scale	1:2	Date	30/12/90	Proj.Codes
Drawn	KLR/JJ	Checked		UJ
Drw No.		GA\132	Rev: G	