



SITE LOCATION PLAN






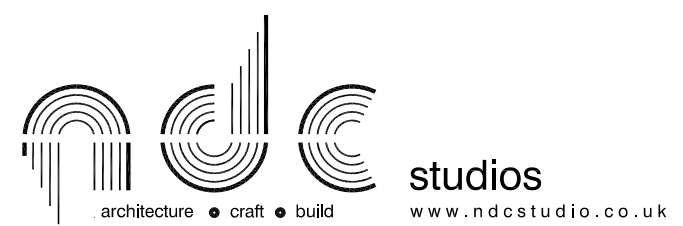
rev.	revision	dr	chkd	date
P1	First Issue for client comment.	lth	lth	24.06.21
P2	Issued for Householders Planning Application Submission.	lth	lth	26.06.21

- notes:**
1. the contractor must check all dimensions on site before commencing work.
 2. any discrepancies must be immediately brought to the attention of the designer.
 3. all work must conform to current building regulations, British standards & codes of practice and nhbc standards.
 4. these drawings are to be read in conjunction with all relevant designer, engineer or specialist drawings and specifications.
 5. all dimensions are in millimetres unless stated otherwise
 6. all materials are to be used and installed in strict compliance with the relevant manufacturer's recommendations.
 7. the contractor is responsible for providing all necessary temporary support the building and any adjacent structures.
 8. all construction must be built within the actual property boundaries unless party wall agreement allows otherwise

safety, health and environmental information:
 - for health and safety information, refer to discipline specific risk management schedule.

LEGEND

-  Boundary Line / Title Extent
-  Existing buildings
-  New No.45 Loft Extension



Rear Loft Extension
 45 Cleveland Road, Welling, DA16 3JP
 Ms Jessica Woodhall & Mr Gareth Cross

Site Location Plan

1:500 @A3 scale, 25/05/21 date, lth drawn by, chkd by.

2021L - 054 - 002 P2 drawing no.