A1

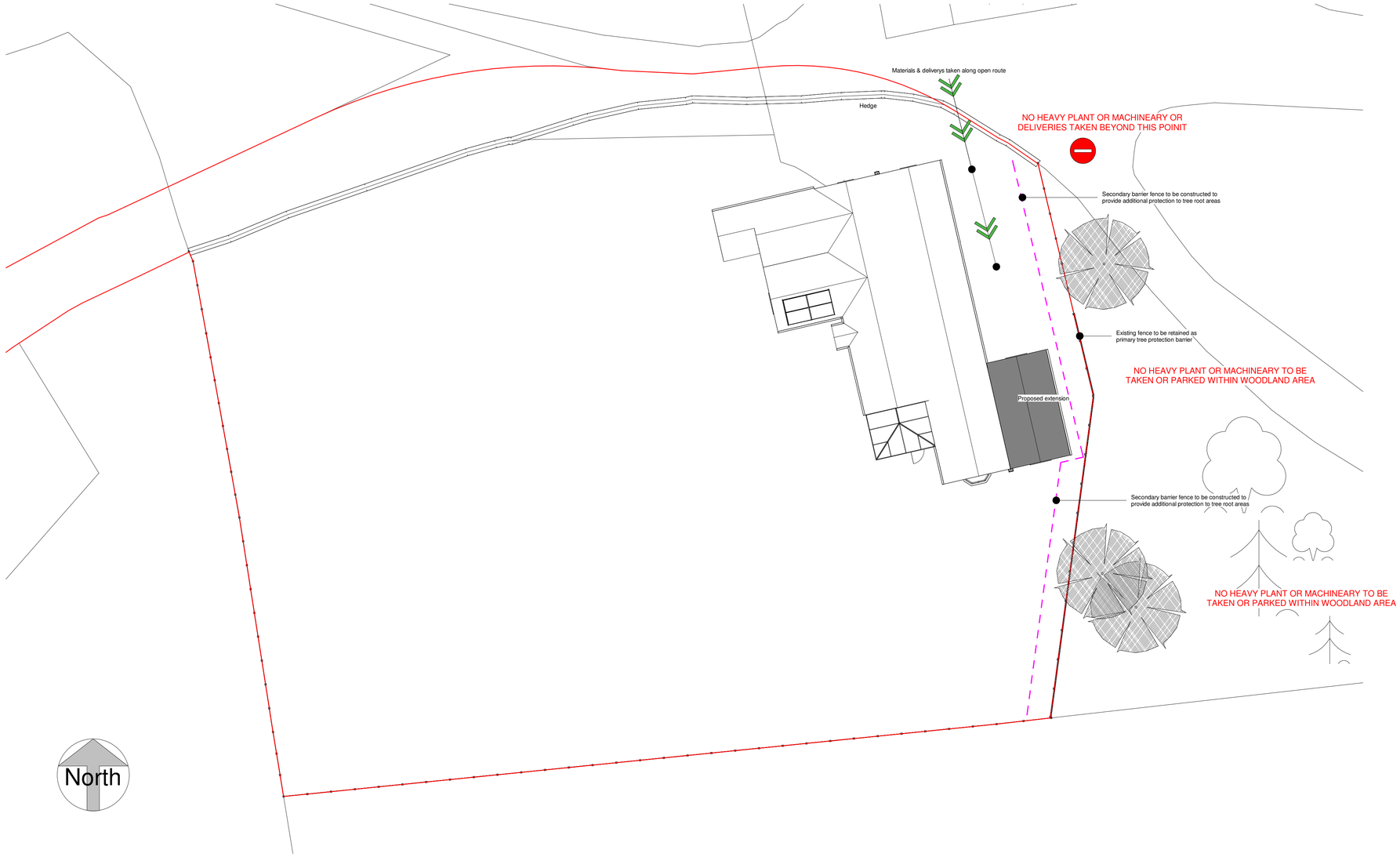

Site Plan Tree Protection

1 : 150

7.2 Erection of Protective Fencing
7.2.1 Protective fencing should be erected as per the Tree Protection Plan at the linear distances specified in the Tree Survey Schedule prior to the commencement of any works on site.
7.2.2 The default specification should consist of a vertical and horizontal scaffold framework, well braced to resist impacts, as illustrated in Figure 7.2.
7.2.3 All-weather notices should be attached to the fencing; a suitable example for use has been attached at Appendix D.
7.2.4 Once erected, the protected area should be regarded as sacrosanct and should not be removed or altered without prior recommendation by the project Arboriculturist (7.3.1) and, where necessary, approval from the local planning authority.
7.2.5 Where the site circumstances and associated risk of damaging incursion into the RPA do not necessitate the default level of protection, an alternative specification should be prepared by the project Arboriculturist. For example, 2m tall welded mesh panels on rubber or concrete feet as illustrated in Figure 7.3

7.3 Site Monitoring
7.3.1 Final on-site measurements should be taken to ascertain the extent of any incursions into the RPAs of the retained trees and to provide guidance on the extent of the tree protection measures.
7.3.2 It is recommended that a Project Arboriculturist is appointed prior to the commencement of any works and retained for the duration of the project.
7.3.3 The appointed person can assist in monitoring Arboricultural site activity using an auditable system.
7.3.4 The appointed person should be consulted in the event that additional ground protection measures are considered necessary, root pruning is required or incursions into the RPAs are considered necessary.

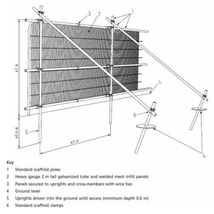

Figure 7.2

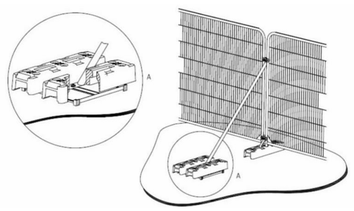

Figure 7.3

Contractors must verify all dimensions on site before commencing any work or making any shop drawings: no dimensions are to be obtained by scaling from this drawing
All materials specified on this drawing are to be used strictly in accordance with the manufactures recommendations and current codes of practise.

COPYRIGHT ©
This drawing and any design theron is the copyright of Mayberry and must not be

NOTES:

REV	DATE	REV NOTES

MAYBERRY
DESIGN DEVELOPMENT CONSULTANTS

CLIENT: Mr Wilkinson

PROJECT: Proposed Extension To The Cottage
Norton Disney Hall

TITLE: Tree Protection Plan

STATUS: PLANNING

DWG NO: MRW-MBD-ZZ-XX-DR-A1002 REV: C01 DATE: Aug 2021

SCALE: As indicated