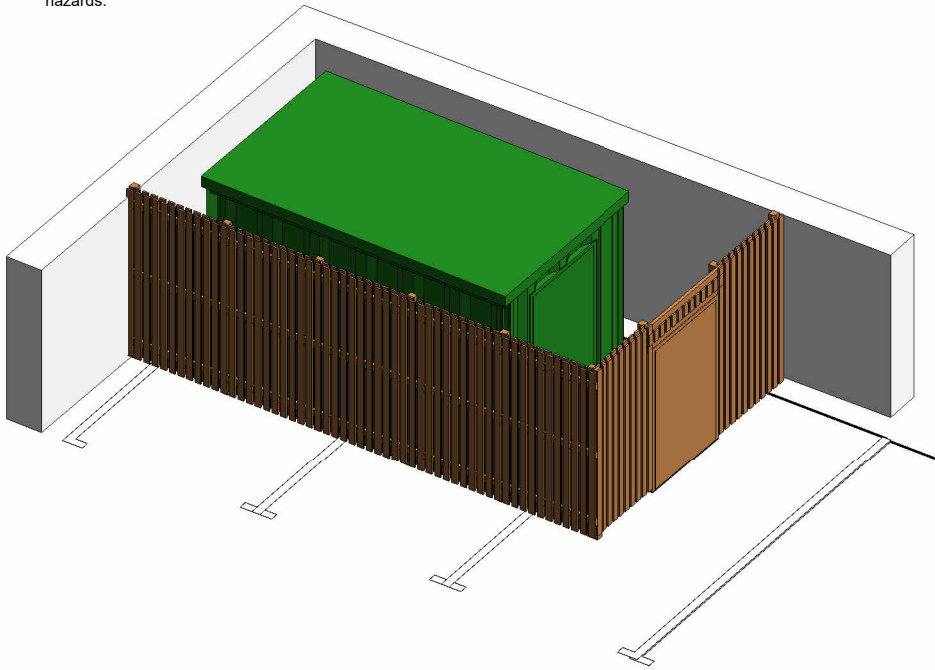
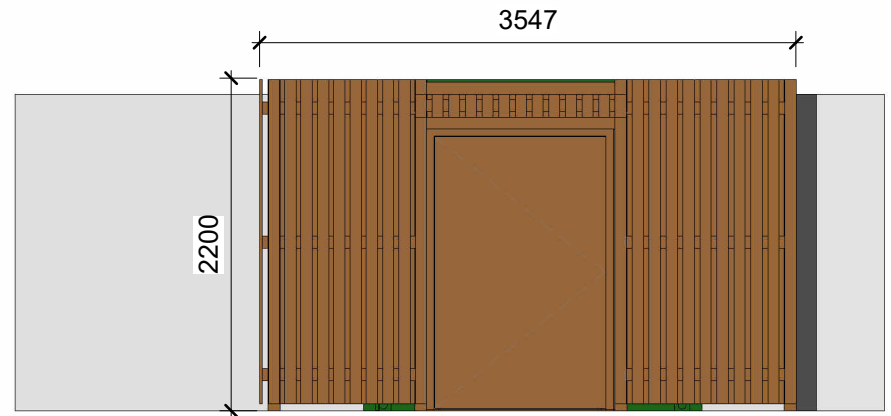


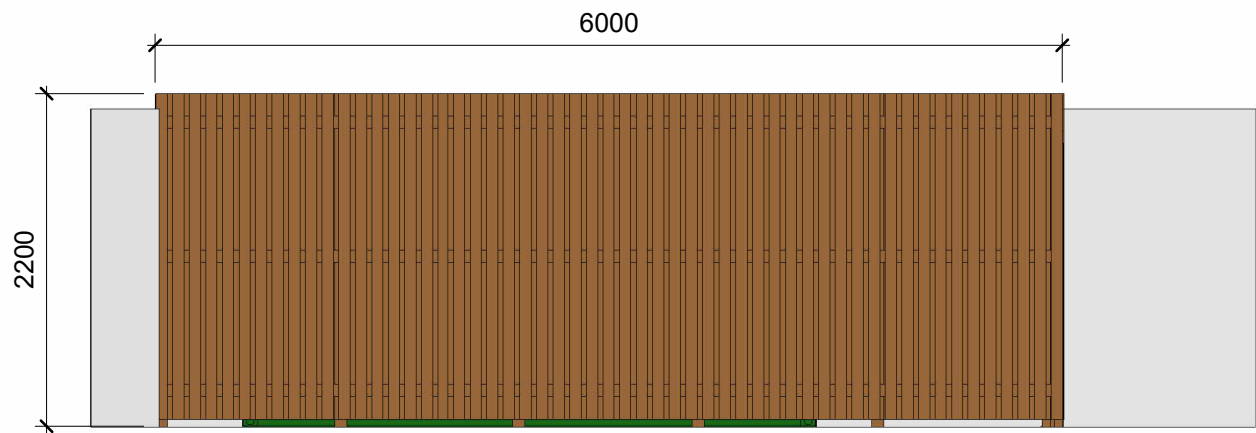
NOTES: 1. Do not scale off this drawing unless a scale bar is provided. 2. Any ambiguities, omissions and errors on this drawing should be notified immediately to the Architect before the commencement of works on site. 3. Dimensions are in millimetres unless otherwise stated. 4. Dimensions, unless otherwise indicated, are to the face of unfinished block walls or to the finished plaster face of stud partitions. 5. Dimensions are to be checked on site. Discrepancies are to be notified immediately to the Architect before the commencement of works on site. 6. All levels are in meters unless otherwise stated. 7. This drawing is to be read in conjunction with all other relevant drawings and specifications for this project. ! Denotes a significant hazard or difficult to manage procedure. Please refer to Designer Hazard Register for further information regarding mitigation of hazards.



1 3DView - MetalContainerAxo



2 Elevation Right  
1 : 50



3 Elevation Front  
1 : 50



4 MillWork - Metal Container  
1 : 50

SKETCH SCHEME DRAWINGS

1. This sketch scheme drawing is issued for feasibility discussion and design development purposes and does not represent a fully considered design proposal.
2. Third Party data of unverified provenance has been used on this drawing at the instruction of the client, prior to verified data being made available. This may include, but is not limited to, mapping and level data, site boundary data, record floor plans, masterplans, adjacent development proposals. Discrepancies between data sources may exist, whether or not they are explicitly noted.
3. Site constraints and development limitations have not yet been established, including buried and overhead services, easements and covenants, rights of light, rights of way, land ownership, access.
4. This drawing does not indicate that rights of access to a development site have been confirmed.
5. This drawing does not imply that any proposed development is compliant with Local Plans, Local or National Planning Policies, acceptable Use Classes or any other Planning impediments.
6. This drawing does not guarantee a development density, number of units, acceptable building heights, or any other measure of amount of development, and should not be used to make financial decisions dependent on this density.
7. Franklin Ellis take no responsibility for consequential loss attributed to development decisions based on sketch schemes using unverified data.

**FRANKLIN ELLIS ARCHITECTS**  
 Architecture / Landscape / Interiors / Graphics / Project Management  
 0115 941 8475  
 enquiry@franklinellis.co.uk  
 www.franklinellis.co.uk  
 The Old Pumpthouse  
 5 The Ropewalk, Nottingham, NG1 5DU

PARTNER/ASSOCIATE  
Jon Crabb

PROJECT LEAD  
Jon Crabb

REVISION NOTES				
Rev	Date	Description	Issuer	Checker
P1	2021-08-13	Initial Issue	ST	DRF

PROJECT NAME  
**Gedling House**

CLIENT / USER NAME

SHEET NAME  
**MillWork - Metal Container**

PROJECT No.  
**20-0042**

SHEET  
**A3 L**

FULL REFERENCE  
Identification / Location

Project Code    Originator Code    Volume /Zone    Level/ Location    Doc Type    Role /Dis    Number

**GHN - FEA - XX - XX - MW - A - 6801**

SCALE    STATUS    REVISION

**1 : 50    S3 Preliminary    P1**