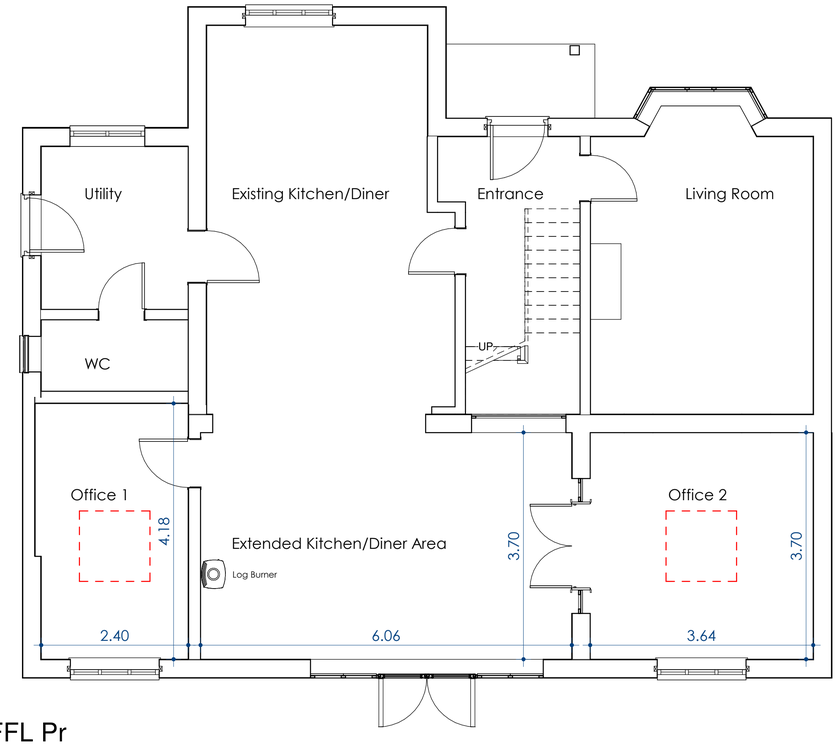

1 L0 FFL Pr
1 : 50

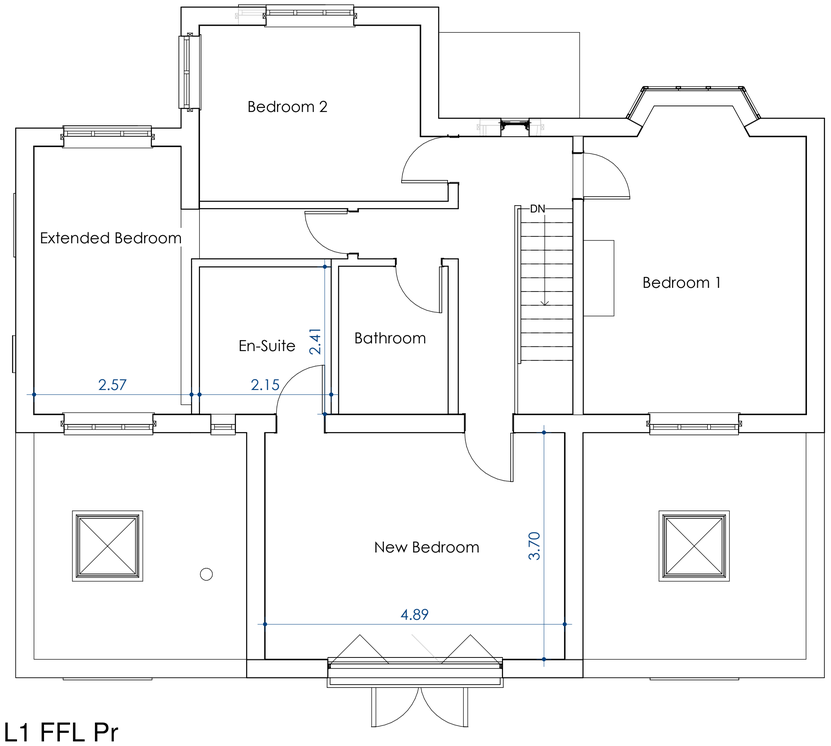

2 L1 FFL Pr
1 : 50

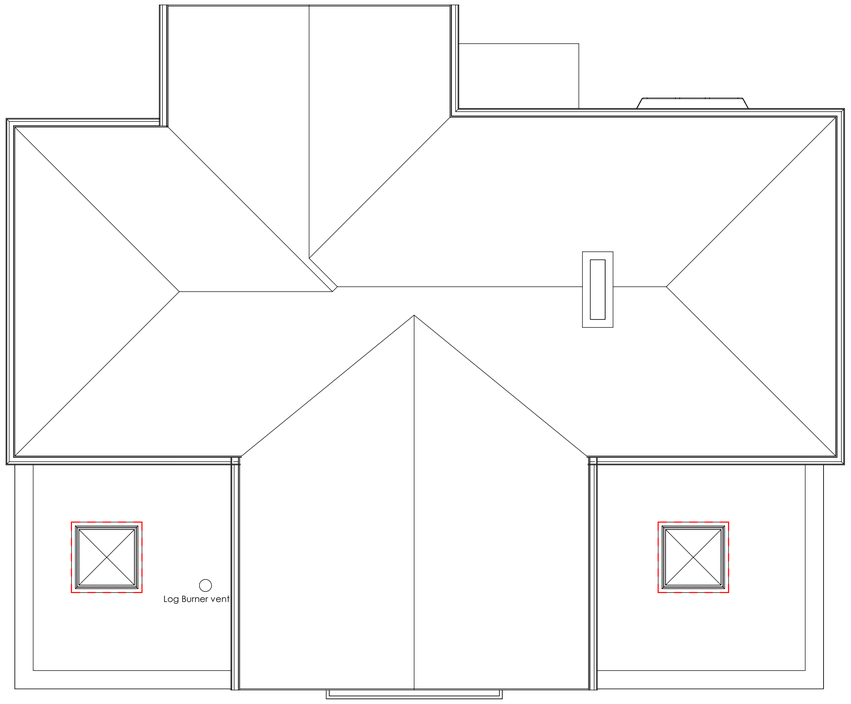

3 Roof Plan
1 : 50

4 Section 1
1 : 50

0m 1m 2m 3m 4m 5m
VISUAL SCALE 1:50 @ A1

All Site and Finished Floor Levels to remain as existing.

NOTES:
Report any discrepancies or omissions between the 'Designer' and any consultants drawings to the designer immediately.

Do not scale from Drawings. All dimensions to be checked by contractor on site prior to commencing any work. IF IN DOUBT ASK.

Levels and dimensions of existing structure/site may be from various sources and may be inaccurate.

Unless stated otherwise this drawing is for design intent purposes only and should not be used for any other purpose. The drawing is indicative of designers visual requirements.

COPYRIGHT:
This document is the property of Arcitek Building Design Ltd and copyright is reserved by them. No unauthorised copying, in whole or part part or any form of reproduction is permitted. It must not be retained for reference and the contents may not be disclosed to any third party without the special written consent of Arcitek Building Design Ltd.

CDM:
This drawing represents design intent only and should not be used for construction purposes without written notification from Principle Designer

REVISIONS:
Recycle all previous versions of this drawing and check with designer that you have the latest revision.

Rev	Description	Date
1	Floorplan & stairs altered, windows added & altered	26.08.21
2	Roofplan altered	06.09.21
3	Glass removed from roof, interior glass at stairs altered, log burner and ventilation added	08.09.21

CODE	SUITABILITY DESCRIPTION
STATUS	PURPOSE OF ISSUE

ARCITEK
BUILDING VALUE
www.arcitek.co.uk

PROJECT
Highleigh, 16 Brow Of The Hill, King's Lynn, PE32 1EN

TITLE
Floor, Roof & Section plans (Pr)

CLIENT
Mr & Mrs Dean

DRAWN BY	CHECKED BY	DATE
EH	SR	09.09.21

SCALE (@ A1)	PROJECT NUMBER
1 : 50	17288

DRAWING NUMBER	REV
17288-004	3