
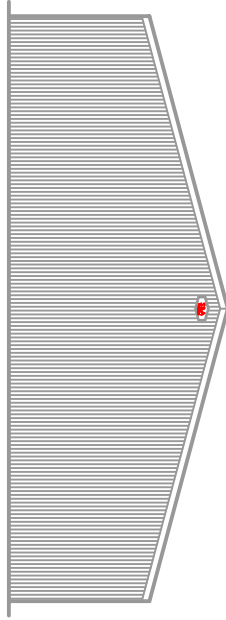


NOTES:  
 BUILDING SIZE:  
 - 15.240M WIDE (O/S STEEL)  
 - 27.432M LONG (6m-4.572M BAYS)  
 - 3.659M HIGH TO EAVES  
 - ROOF PITCH 15°


VERTICAL CLADDING TO BE TIMBER SPACED BOARDING 3.659M BELOW EAVES (TO F.F.L.) TO ALL ELEVATIONS EXCLUDING DOORWAYS.  
 ROOF TO BE CLAD WITH ANTHRACITE COLOUR PROFILE & FIBRE CEMENT, COMPLETE WITH VENTILATED CROWN RIDGE & BARGE BOARDS TO GABLES.  
 DOORWAYS  
 2No. DOORWAYS EACH TO BE 4.572M WIDE X 3.469M HIGH AS INDICATED.  
 LOWER WALLS (INTERNALLY) TO BE CONCRETE PANELS TO THE PERIMETER OF THE BUILDING EXCLUDING DOORWAYS.



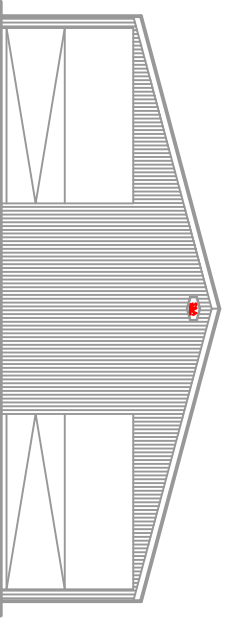
SIDE ELEVATION 1 – NORTH



GABLE ELEVATION 1 – WEST



SIDE ELEVATION 2 – SOUTH



GABLE ELEVATION 2 – EAST

© 2021 S&A FABRICATIONS LTD.



S & A FABRICATIONS  
 HARMIRE ENTERPRISE PARK,  
 BARNARD CASTLE,  
 Co DURHAM, DL12 8EH  
 TEL 01833 690379

DESCRIPTION		CLIENT	PROJECT	NOTES	
PROPOSED ELEVATIONS		J & KA McLAUGHLIN HIGH BEVERLEY, STANHOPE ROAD MIDDLETON-IN-TEESDALE, BARNARD CASTLE COUNTY DURHAM DL12 0RT	PROPOSED BUILDING	DATE 12/08/2021	DRG No. JKAMCL-EL
				DRN. DH	REV.
				CHK'D	
				SCALE 1:200 @ A3	