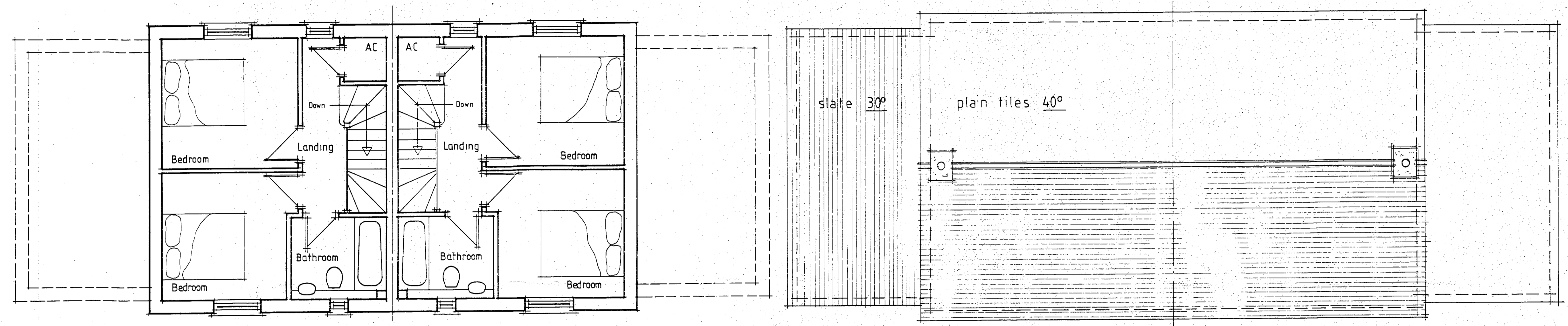
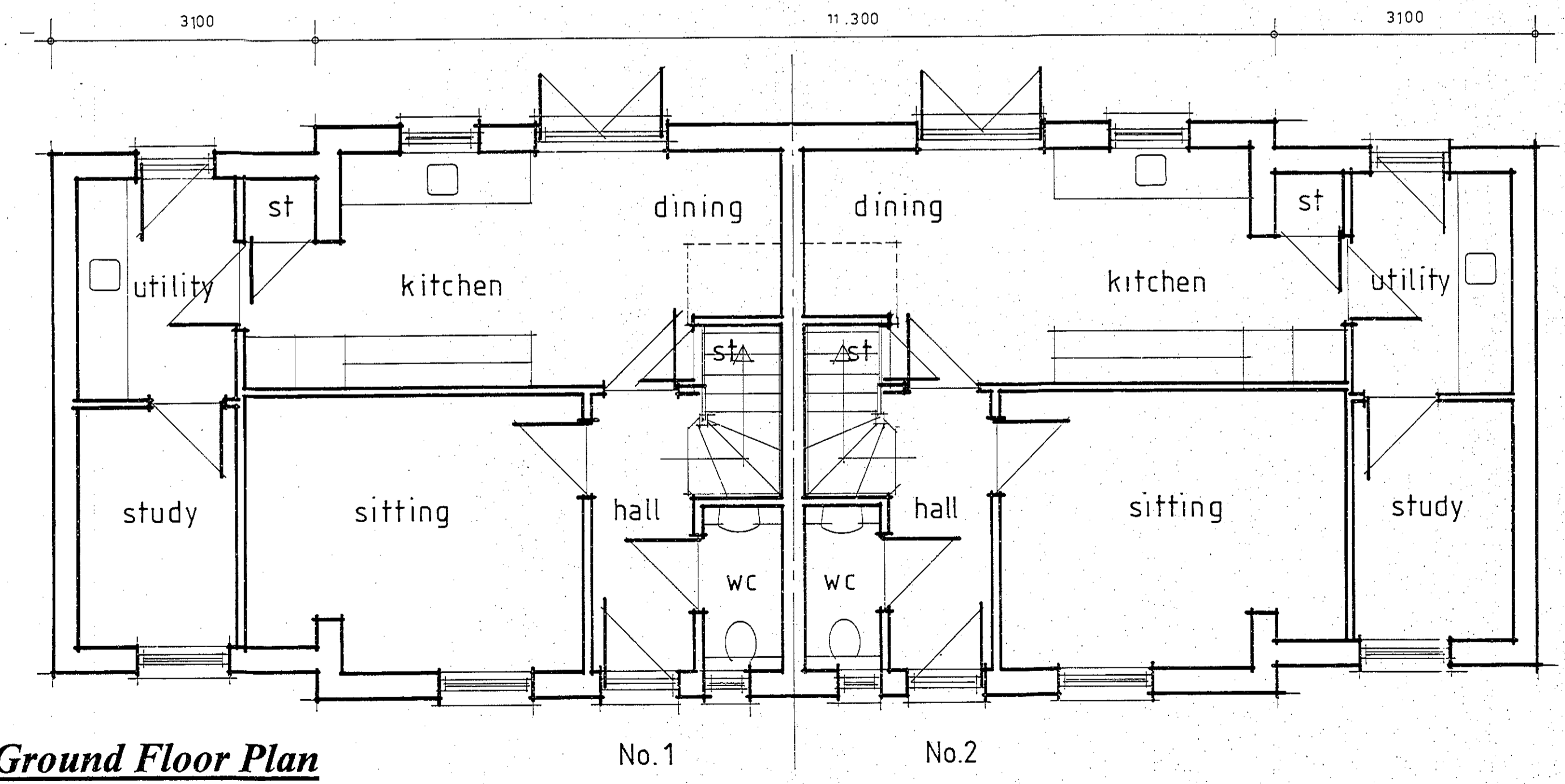


Proposed Elevations
Scale 1:100

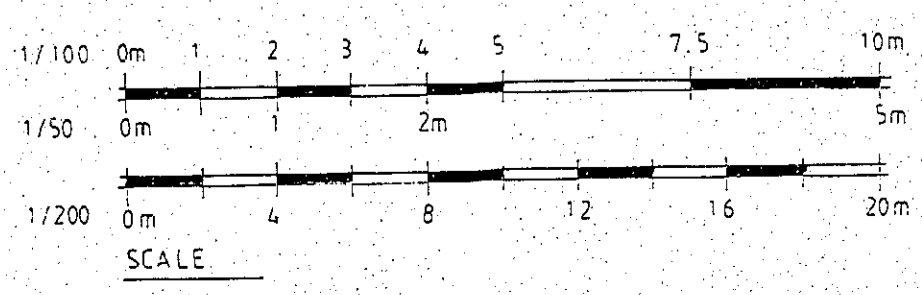


Proposed First Floor Plan
Scale 1:50

Proposed Roof Plan 1/50 (A1)



Proposed Ground Floor Plan
Scale 1:50



LPA ISSUE - 12 / 2020
S.73 issue 20/08/20

<p>dean jay pearce architectural design & planning ltd 2 / 3 Milestone, Hall Street, Long Melford Sudbury, Suffolk, CO10 9HZ T: 01787-378797 E: dean.pearce@live.co.uk</p>		
<p>Project: Proposed residential development of 1no. pair of semi-detached, two-storey dwellings and 1no. new vehicular access.</p>		
<p>Site Address: (Part) side garden, 16 Martyns Rise, Long Melford, Sudbury, Suffolk, CO10 9HR</p>		
<p>Applicant: Mr & Mrs Lever</p>		
<p>Drawing title: PROPOSED DWELLINGS - FLOOR PLANS, ELEVATIONS & ROOF PLAN</p>		
<p>scales: 1 / 100 & 50 (A1) date: 12 / 2020 drawn: djp checked:</p>	<p>drg no: 1017/06</p>	<p>rev: A</p>
<p><small>Do not scale this drawing. Use figured dimensions only. Contractor to set out all of the works prior to commencement and report any omissions / discrepancies immediately. Scales shown on this drawing are at A1 sheet size.</small></p>		
<p><small>This drawing & information are Copyright.</small></p>		