

GigaBoxes are real multi-functional options that offer almost unlimited flexibility in various applications.

Compact frame construction and assembly-friendly accessories make a variable and thus optimal adaptation possible by simply repositioning the casing panels to the structural conditions. With five or (with series T120) three possible discharge directions this gives design flexibility to suit all site conditions. All types have integrated crane hooks for easier positioning as standard.

They are particularly suitable for medium to higher air flow volumes against high resistances in ventilation systems of every type. Furthermore, the new series GB.. T120 is suited for extraction of dirty, hot air up to 120° C. Altogether, 26 models are available with air flow volumes from 1400 to 19 000 m³/h for duct diameters 250 to 710 mm.

GigaBoxes from Helios are delivered complete with:

- Discharge adapter from square to circular ducted system for low-loss discharge

- Flexible sleeves to reduce vibration transmission and for the connection to ducts in the usual standard diameters.

Backward curved high output centrifugal impeller guarantees an energy-efficient operation at low noise emission.



Outdoor installation with wall bracket (accessories).



Roof installation with outdoor cover hood and external weather louvers (accessories).



Installation in the attic with anti vibration mounts (accessories).



GigaBox for air flow temperatures up to max. 120° C.



GB.. T120: The motor which is located outside of the air flow is separated from the impeller through a temperature insulated partition panel. The motor-impeller-unit is removable without disassembly of the ducting.



Assembly of the discharge adapter for GB.. T120 with centrifugal discharge direction to the top or to the side.



GB.. T120 with simply removable inspection cover.

The double-walled, removeable 20 mm thick side panels are noise and temperature insulated with flame-retardant mineral wool.

This allows for a variable installation and simple inspection access. Extensive accessories like wall bracket, condensate collector incl. condensate spigot (for GB.. T120 included in delivery), external weather louvers to cover the exhaust opening, outdoor cover hood for protected outdoor installation ensure for the necessary flexibility on site.

The T120 model impresses with outstanding benefits:

- Air flow temperature up to max. 120° C.
- Motor located outside of air flow.
- Temperature insulated partition panel between motor and impeller, lined with 20 mm thick, flame-retardant mineral wool.
- Easily accessible motor-impeller-unit, removable without disassembling the system components.
- Inspection cover with handle, simply remove for cleaning and maintenance.

- Condensate collector with condensate spigot included in delivery.
- Accessory components suitable for use to max. 120° C.

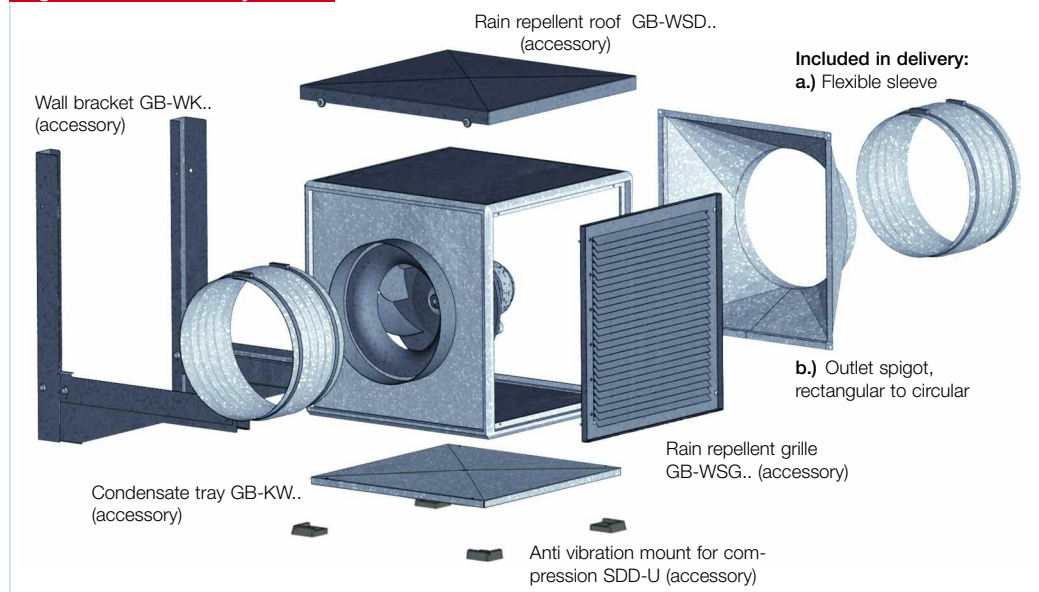
For applications with high air flow temperatures and/or steam/humidity present in the exhaust air, the GigaBox T120 is ideally suitable.

Ideal for application in exhaust air systems of process technology or in commercial kitchens.



The powerful and adaptable GigaBox from Helios.

GigaBox and accessory



■ Application

Multifunctional fan box, suitable for medium to higher air flow volumes against high resistances in every type of ventilation system. The compact frame construction offers easy conversion of the outlet position. Together with a choice of ideal accessories make these units ideal for all applications.

The GB.. T120 types are suitable for the extraction of dirty, humid and hot air up to max. 120° C, i.e. as extract air fan in commercial kitchens and many applications of process technology.

■ Casing

Self-supporting frame construction from aluminium hollow profiles. Double-walled side panels from galvanised sheet steel, lined with 20 mm thick temperature insulating and flame-retardant mineral wool.

Intake cone for ideal airflow, spigot and flexible connector for duct connection. With outlet adapter (from square to circular) on the exhaust side for low-loss discharge and flexible connector to reduce vibration transmission. The flexible connectors are supplied as standard and correspond to the max. permissible air flow temperature of +70 °C and/or +120 °C with the types GB.. T120. Lifting lugs are standard for using crane hooks.

With GB.. T120 the motor is located outside of the air flow. The thermally insulated partition panel is also the support plate for the motor and impeller unit and can be removed completely for inspection without removing the complete fan from the system.

■ Speed control

All types (except GBD 630/4 T120) are speed controllable by voltage reduction using a 5-step transformer controller or an electronic controller. The 3-phase models can also be 2 speed controlled by star/delta switch (accessories DS 2 or full motor protection unit M 4). The performances of the speeds are given in the performance curve. 3-phase models are controllable with frequency inverters by installation of a sinusoidal filter (accessories) between inverter and motor. Type GBD 630/4 is only controllable by frequency inverter.

■ Assembly

□ Assembly of types GB..

Adaptable installation position and flexible assembly using the five possible discharge directions via the discharge adapter. Removable panels allow inspection access on all sides.

□ Assembly of types GB.. T120

Installation must be carried out with condensation discharge showing downward. Flexible assembly by three possible centrifugal discharge directions via the discharge adapter. Inspection cover with handle, for cleaning and maintenance simply remove. Lifting lugs are standard for using crane hooks. Vibration transmission to the building is minimised by anti vibration mounts (type SDD-U, accessories). Vibration transmission to the ducting is prevented by using the standard flexible connector supplied.

■ Impeller

Smooth running centrifugal impeller with backward curved polymer blades (size 250 from steel) on a galvanised steel back plate, direct driven. Size 500 and all GB.. T120 types with impellers from aluminium. These energy efficient impellers are low noise. Dynamically balanced assembled with the motor to DIN ISO 1940 Pt.1 – class 6.3 or 2.5.

■ Motor

IEC-standard motor or maintenance-free external rotor motor protected to IP 54 or 44. Thermal overload protection through built-in thermal contacts. Suitable for continuous operation S1. Insulation class F. Ball bearings are lubricated for life.

■ Electrical connection

Terminal box protection to IP 54.

■ Air flow direction

The air flow direction of centrifugal fans is not reversible, but can be set by positioning the fan to the required air flow direction. Furthermore the position can be set individually to constructional conditions through conversion of discharge adapter and panels. The correct motor rotation direction is marked through rotation arrows on the motor and has to be checked at start-up.

■ Incorrect direction of rotation

If the fan is operated in the incorrect direction of rotation the motor will overheat and the thermal contact will trip. Typical indication for this is a very low air flow combined with high noise levels and vibration.

■ Ambient temperature

The maximum permitted air flow temperature is given in the individual fan chart.

■ Surrounding temperature

From – 40° C to + 40° C.

Information	Pages
Design of systems, acoustic	12 on
General techn. information, speed control	17 on

Type GB..	Sound press. Case breakout	Sound press. Intake	Air flow volume \dot{V} m ³ /s against static pressure												
	L _{PA} dB(A)	L _{PA} dB(A)	$(\Delta P_{stat.})$ in Pa												
	at 4 m	at 4 m	0	50	100	150	200	250	300	350	400	500	600	700	800
GBW 250/4	27	39	0.389	0.319	0.244	0.147									
GBW 315/4	29	41	0.414	0.361	0.300	0.236	0.153	0.042							
GBW 355/4	34	46	0.817	0.747	0.675	0.594	0.505	0.400	0.258						
GBD 355/4/4	34	46	0.836	0.772	0.711	0.638	0.577	0.492	0.367	0.089					
GBW 400/4	38	50	1.142	1.092	1.036	0.975	0.917	0.85	0.764	0.656	0.511				
GBD 400/4/4	38	50	1.097	1.031	0.961	0.889	0.811	0.725	0.628	0.469	0.114				
GBW 450/4	40	52	1.514	1.433	1.361	1.292	1.217	1.122	1.006	0.867	0.692	0.083			
GBD 450/4/4	40	52	1.514	1.431	1.344	1.256	1.161	1.061	0.947	0.822	0.664	0.083			
GBW 500/4	45	57	2.333	2.236	2.139	2.042	1.947	1.85	1.744	1.628	1.506	1.219	0.778	0.042	
GBD 500/4/4	44	57	2.458	2.367	2.278	2.189	2.097	2.006	1.903	1.789	1.664	1.369	0.947	0.014	
GBW 500/6	35	46	1.600	1.478	1.347	1.189	0.978	0.678	0.144						
GBD 560/4/4	44	57	3.497	3.397	3.300	3.203	3.106	3.011	2.911	2.811	2.706	2.461	2.142	1.731	1.144
GBD 560/6/6	35	48	2.400	2.261	2.114	1.953	1.767	1.539	1.239	0.767					
GBD 630/4/4	48	61	4.153	4.058	3.961	3.869	3.775	3.683	3.592	3.500	3.403	3.194	2.953	2.675	2.333
GBD 630/6/6	43	56	3.192	2.992	2.794	2.597	2.375	2.103	1.767	1.356	0.792				
GBD 710/6/6	46	59	5.194	4.989	4.783	4.564	4.333	4.083	3.811	3.511	3.178	2.333	0.753		
Type GB.. T120	L _{PA} dB(A)	L _{PA} dB(A)	$(\Delta P_{stat.})$ in Pa												
	at 4 m	at 4 m	0	50	100	150	200	250	300	350	400	500	600	700	800
GBW 355/4 T120	36	49	0.961	0.894	0.831	0.767	0.683	0.567	0.418	0.201					
GBD 355/4/4 T120	36	49	0.964	0.908	0.846	0.778	0.697	0.594	0.469	0.192					
GBW 400/4 T120	40	53	1.369	1.293	1.217	1.136	1.053	0.942	0.806	0.622	0.439				
GBD 400/4/4 T120	40	53	1.353	1.275	1.193	1.106	1.014	0.900	0.761	0.581	0.381				
GBW 450/4 T120	45	57	1.975	1.887	1.800	1.700	1.625	1.525	1.426	1.317	1.208	0.917	0.528		
GBD 450/4/4 T120	45	57	1.994	1.914	1.833	1.750	1.653	1.556	1.450	1.336	1.206	0.897	0.372		
GBW 500/4 T120	45	59	2.318	2.244	2.158	2.075	1.989	1.903	1.800	1.696	1.575	1.300	0.975	0.511	
GBD 500/4/4 T120	45	59	2.319	2.239	2.157	2.081	1.994	1.911	1.833	1.739	1.642	1.381	1.061	0.533	
GBD 560/4/4 T120	48	62	3.417	3.322	3.247	3.164	3.078	2.994	2.910	2.817	2.722	2.533	2.336	2.064	1.671
GBD 630/4 T120	53	67	3.928	3.867	3.803	3.742	3.667	3.594	3.533	3.469	3.397	3.242	3.097	2.908	2.703

Special application for GigaBox T120 – commercial kitchens

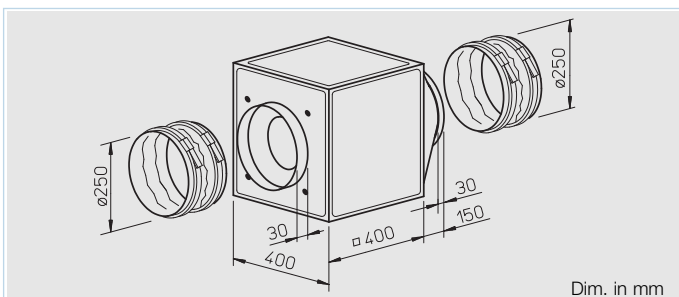
For the design of exhaust air systems in commercial kitchens the VDI 2052 (2006) "Ventilation equipment for kitchens – design, layout, approval" is applied. This follows for extract air fan:

- Fans of exhaust air systems must be designed and installed in such a way that they are easily accessible, can be easily controlled and cleaned.
They must be able to be switched off from the kitchen.
The motors must be located outside of the extract air flow.
Connected kitchen extraction hoods must separate solid and liquid components, if possible.
A backdraft into following units is to be prevented.

These specific requirements from the GigaBoxes GB.. T120 are fulfilled in an outstanding manner. Easily accessible casing and double-walled side panels make cleaning simple with grease dissolving agents and steam possible.

Requirements in excess thereof of kitchen extract air units and the appropriate fire protection can deviate country-specifically; these special requirements of the respective country, in which the unit is to be used, must be considered.

Models GB..



■ Specification

■ Casing

Self-supporting frame construction from aluminium hollow profiles. Double-walled side panels from galvanised sheet steel, lined with 20 mm thick temperature insulating and flame-retardant mineral wool. Intake cone for ideal airflow, spigot and flexible connector for duct connection. With discharge adapter (from square to circular) on the pressure side for low-loss discharge and flexible sleeve to reduce vibration transmission. Simple positioning by standard crane hooks.

□ Impeller

Smooth running backward curved centrifugal impeller highly efficient with blades from steel on galvanised steel disc, direct driven. Energy efficient with a low noise development. Dynamically balanced together with the motor to DIN ISO 1940 Pt.1 – class 6.3.

□ Motor

Maintenance-free and speed controllable external rotor motor, protection to IP 44. With ball bearings and radio suppressed as standard.

□ Electrical connection

Terminal box fitted on the motor as standard, protection to IP 54.

□ Motor protection

Motors have thermal contacts wired in series with the windings which automatically reset.

□ Speed control

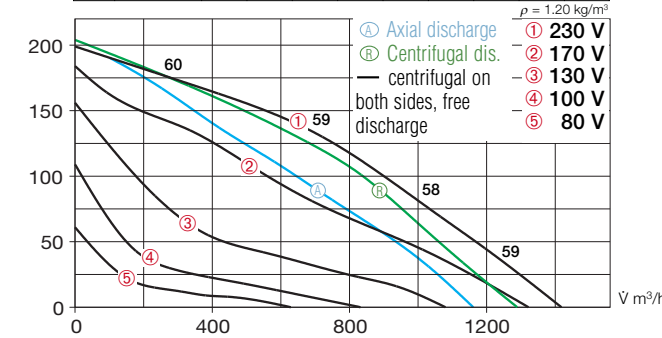
Speed controllable through voltage reduction by 5 step transformer controller or electronic speed controller. The duties at different speeds are given in the performance curve.

□ Assembly

Arbitrary installation position and flexible assembly by five possible discharge directions via the discharge adapter.

GBW 250/4

Frequency	Hz	Total	125	250	500	1k	2k	4k	8k
L _{WA} Case breakout	dB(A)	47	37	45	40	33	30	22	19
L _{WA} Intake	dB(A)	59	41	49	52	54	55	49	39
L _{WA} Extract	dB(A)	62	42	53	56	57	54	53	44



■ Accessories

Anti vibration mounts for installation indoors. Set of 4.

SDD-U Ref. No. 5627

Wall bracket for wall mounting.

GB-WK 250 Ref. No. 5625

External weather louvers to cover exhaust opening.

GB-WSG 250 Ref. No. 5637

Outdoor cover hood for outdoor installation.

GB-WSD 250 Ref. No. 5746

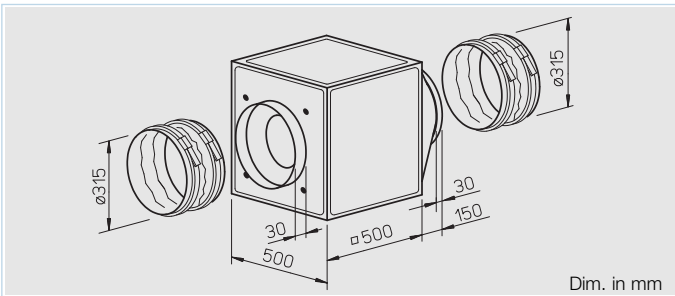

Condensate collector with condensate spigot for pipe connection.

GB-KW 250 Ref. No. 5642

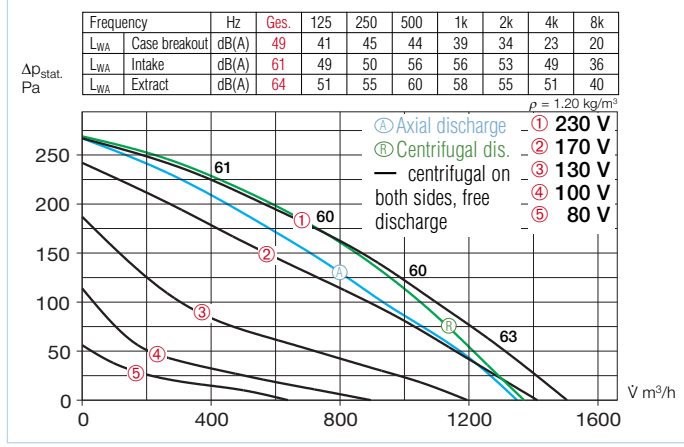
Information	Pages
Design of systems, acoustic	12 on
General techn. information, speed control	17 on
Accessory-Details	Pages
Speed controller and full motor protection unit	397 on

Type	Ref. No.	Air flow volume (FID)	R.P.M.	Sound press. level case breakout	Motor power (nominal)	Current full load	Current speed controlled	Wiring diagram	Maximum air flow temperature full load	Nominal weight (net)	5 step transformer controller without motor protect. unit	
		V m ³ /h	min ⁻¹	dB(A) at 4 m	kW	A	A	No.	+°C	+°C	kg	
											Type Ref. No.	
1 Phase motor, 230 V / 1 ph. / 50 Hz, capacitor motor, protection to IP 44												
GBW 250/4	5509	1400	1290	27	0.11	0.44	0.48	923	65	65	20	TSW 1.5 1495

Models GB..



GBW 315/4



■ Specification

■ Casing

Self-supporting frame construction from aluminium hollow profiles. Double-walled side panels from galvanised sheet steel, lined with 20 mm thick temperature insulation and flame-retardant mineral wool. Intake cone for ideal airflow, spigot and flexible connector for duct connection. With discharge adapter (from square to circular) on the pressure side for low-loss discharge and flexible sleeve to reduce vibration transmission. Simple positioning by standard crane hooks.

□ Impeller

Smooth running centrifugal highly efficient impeller with backward curved blades from steel on galvanised steel disc, direct driven. Energy efficient with a low noise development. Dynamically balanced together with the motor to DIN ISO 1940 Pt.1 – class 6.3.

□ Motor

Maintenance-free and speed controllable external rotor motor, protection to IP 44. With ball bearings and radio suppressed as standard.

□ Electrical connection

Terminal box fitted on the motor as standard, protection to IP 54.

□ Motor protection

Motors have thermal contacts wired in series with the windings which automatically reset.

□ Speed control

Speed controllable through voltage reduction by 5 step transformer controller or electronic speed controller. Duties at different speeds are given in the performance curve.

□ Assembly

Arbitrary installation position and flexible assembly by five possible discharge directions via the

discharge adapter.

For wall mounting the wall bracket (accessories) has to be used. Outdoor installation is possible using outdoor cover hood and external weather louvers (accessories).

■ Sound levels

Total sound power levels and the spectrum figures in dB(A) are given for:

- sound level case breakout
- sound level intake
- sound level exhaust in the tables above the performance curve. Beside, the sound power level (on intake) is stated over the rated characteristic curve. In the table below you can also find the
- case breakout level at 4 m (freefield conditions).

■ Accessories

Anti vibration mounts for installation indoors. Set of 4.

SDD-U Ref. No. 5627

Wall bracket for wall mounting.

GB-WK 315 Ref. No. 5625

External weather louvers to cover exhaust opening

GB-WSG 315 Ref. No. 5638

Outdoor cover hood for outdoor installation.

GB-WSD 315 Ref. No. 5747

Condensate collector with condensate spigot for pipe connection.

GB-KW 315 Ref. No. 5643

Information	Pages
Design of systems, acoustic	12 on
General techn. information, speed control	17 on
Accessory-Details	Pages
Speed controller and full motor protection unit	397 on

Type	Ref. No.	Air flow volume (FID) m^3/h	R.P.M. min^{-1}	Sound press. level case breakout dB(A) at 4 m	Motor power (nominal) kW	Current full load A	Current speed controlled A	Wiring diagram No.	Maximum air flow temperature full load $^{\circ}\text{C}$	Nominal weight (net) kg	5 step transformer controller without motor protect. unit	
1 Phase motor, 230 V / 1 ph. / 50 Hz, capacitor motor, protection to IP 44												
GBW 315/4	5510	1490	1325	29	0.135	0.58	0.60	923	55	55	31	TSW 1.5 1495

NEW!

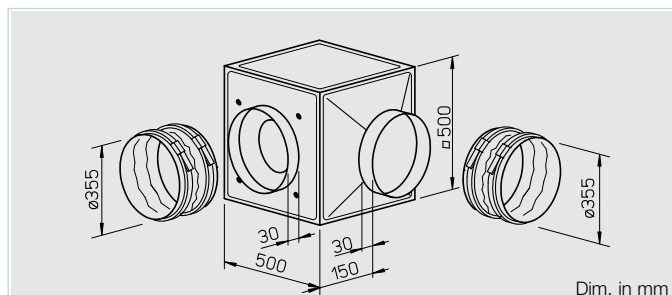
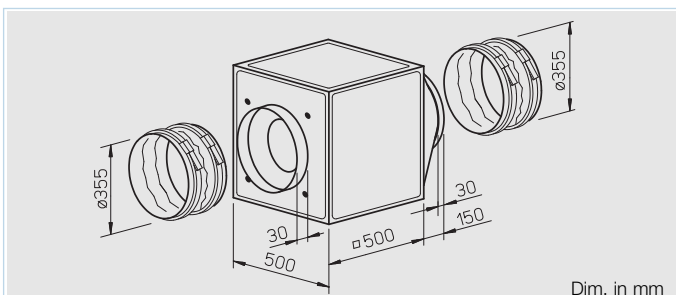
Models GB..

Arbitrary installation position and flexible assembly by five possible discharge directions.



Models GB.. T120

Designed for moving dirty, humid and hot air up to max. 120° C.



Special features of type GB.. T120

- Designed for moving dirty, humid and hot air volumes up to max. 120° C.
- Motor located outside of air flow.
- Temperature insulated partition panel between motor and impeller, lined with 20 mm thick, flame-retardant mineral wool.
- Easily accessible motor and impeller unit, removable without disassembling the system components.
- Inspection cover with handle, simply remove for cleaning and maintenance.
- Condensate collector with condensate spigot included in delivery. Drill hole for rain drainage (accessories) for outdoor installation is prepared.

Assembly of types GB.. T120

Installation must be carried out with condensation discharge showing downward. Flexible assembly by three possible centrifugal discharge directions via the discharge adapter. Outdoor installation is possible using outdoor cover hood and external weather louvers (accessories).

Feature

Assembly of types GB..
Arbitrary installation position and flexible assembly by five possible discharge directions via the discharge adapter. For wall mounting the wall bracket (accessories) have to be used. Outdoor installation is possible using outdoor cover hood and external weather louvers (accessories).

Specification of both types

Casing
Self-supporting frame construction from aluminium hollow profiles. Double-walled side panels from galvanised sheet steel, lined with 20 mm thick temperature insulating and flame-retardant mineral wool. Intake cone for ideal inflow as well as spigot and flexible sleeve (for the respective max. permissible air flow temperature) for duct connection. With discharge adapter (from square to circular) on the pressure side for low-loss discharge and flexible sleeve to reduce vibration transmission. Simple positioning by standard crane hooks.

Impeller

Smooth running backward curved centrifugal impeller highly efficient with polymer blades on galvanised steel disc (with GB.. T120 aluminium impeller), direct driven. Energy efficient with a low noise development. Dynamically balanced together with the motor to DIN ISO 1940 Pt.1 – class 6.3.

Motor

Maintenance-free external rotor motor or IEC-standard motor protected to IP 44 or 54. With ball bearings and radio suppressed as standard.

Electrical connection

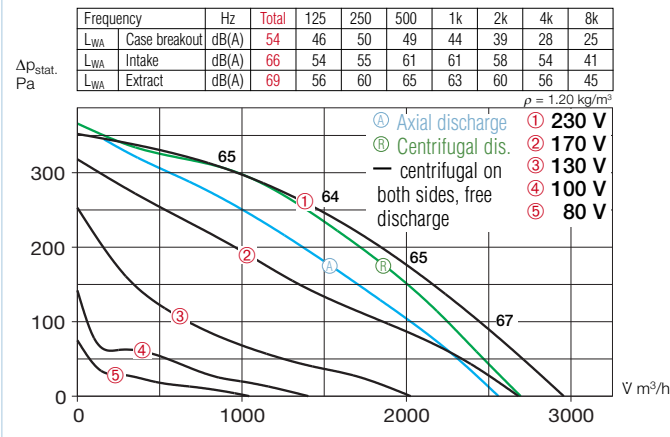
Standard terminal box (IP 54) fitted on the motor; with GB.. T120 fitted on the motor support plate.

Type	Ref. No.	Air flow volume (FID) V m³/h	R.P.M. min⁻¹	Sound press. level case breakout dB(A) at 4 m	Motor power (nominal) kW	Current full load A	Current speed controlled A	Wiring diagram Nr.	Maximum air flow temperature full load +°C	Nominal weight (net) kg	5 step transformer controller with motor protect. unit Type Ref. No.	Full motor protection unit using the thermal contacts Type Ref. No.
1 Phase motor, 230 V / 1 ph. / 50 Hz, capacitor motor, protection to IP 54												
GBW 355/4	5511	2940	1325	34	0.29	1.30	1.40	864	60	60	MWS 1.5 1947	TSW 1.5 1495 MW ¹⁾ 1579
2 speed motor, 3 Phase motor, 400 V / 3 ph. / 50 Hz, Y/Δ-wiring, protection to IP 54												
GBD 355/4/4	5512	2700/3010	1115/1355	34	0.20/0.30	0.35/0.70	0.70	867	55	55	RDS 1 1314	TSD 0.8 1500 M4 ²⁾ 1571
1 Phase motor, 230 V / 1 ph. / 50 Hz, capacitor motor, protection to IP 54												
GBW 355/4 T120	5770	3460	1340	36	0.32	1.60	1.80	935	120	120	MWS 3 1948	TSW 3.0 1496 MW ¹⁾ 1579
2 speed motor, 3 Phase motor, 400 V / 3 ph. / 50 Hz, Y/Δ-wiring, protection to IP 54												
GBD 355/4/4 T120	5771	2990/3470	1100/1360	36	0.22/0.33	0.40/0.80	0.80	947	120	120	RDS 1 1314	TSD 0.8 1500 M4 ²⁾ 1571

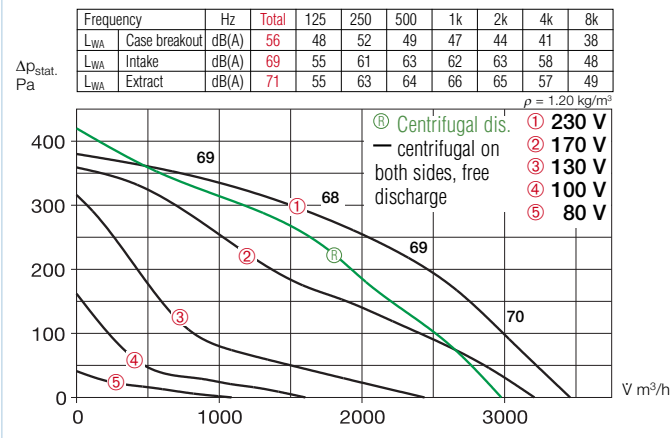
¹⁾ incl. operation switch

²⁾ incl. operation and 2 speed switch

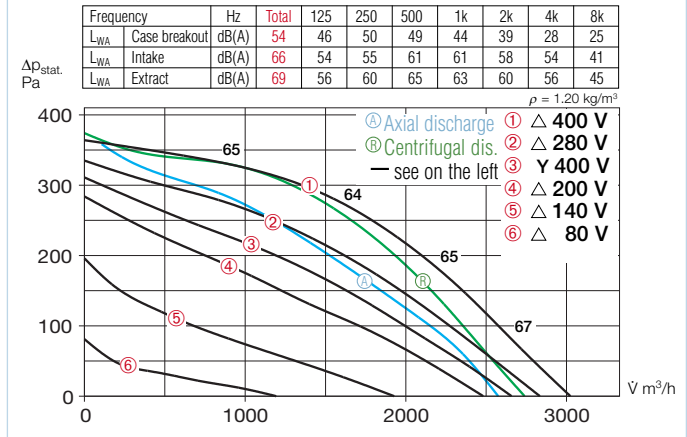
GBW 355/4



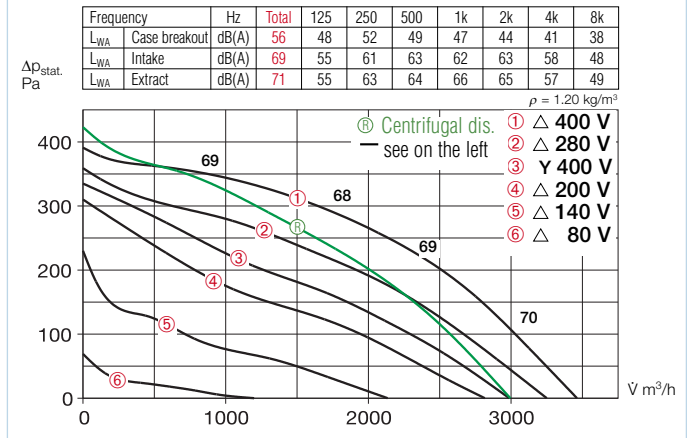
GBW 355/4 T120



GBD 355/4/4



GBD 355/4/4 T120



Motor protection

Motors have thermal contacts wired to the terminal block and must be connected to a motor protection unit.

Speed control

All types are speed controllable by voltage reduction using a transformer controller. The 3-phase models can also be 2 speed controlled by star/delta switch (accessories DS 2 or full motor protection unit M 4). The duties at different speeds are given in the performance curve.

Sound levels

Total sound power levels and the spectrum figures in dB(A) are given for:

- sound level case breakout
- sound level intake
- sound level extract in the tables above the performance curve. Beside, the sound power level (on intake) is stated over the rated characteristic curve. In the table below you can also find the
- case breakout level at 4 m (freefield conditions).

Accessories of both types

Anti vibration mounts for installation indoors. Set of 4.

SDD-U Ref. No. 5627

Wall bracket for wall mounting.

GB-WK 355 Ref. No. 5625

External weather louvers to cover exhaust opening.

GB-WSG 355 Ref. No. 5638

Outdoor cover hood for outdoor installation.

GB-WSD 355 Ref. No. 5747

On/Off and 2-speed switch for 3-phase star/delta motors.

DS 2³⁾ Ref. No. 1351

³⁾ full motor protection unit recommended: MD Ref. No. 5849

Specific accessories

for types GB..

Condensate collector with condensate spigot for pipe connection.
GB-KW 355 Ref. No. 5643

(Condensate collector with condensate spigot included in delivery with GB.. T120).

for types GB.. T120

Rain drainage for outdoor installation (drill holes for rain drainage is already prepared).

GB-RA Ref. No. 9418

Information	Pages
Design of systems, acoustic	12 on
General techn. information, speed control	17 on
Accessory-Details	Pages
Speed controller and full motor protection unit	397 on

NEW!

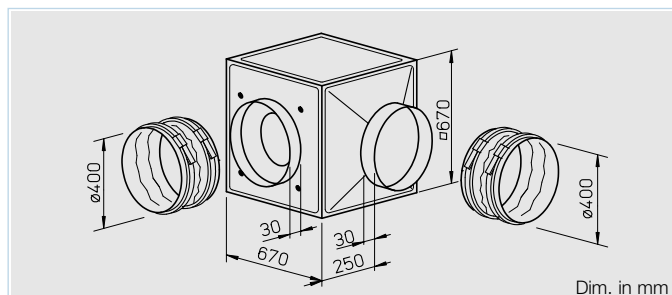
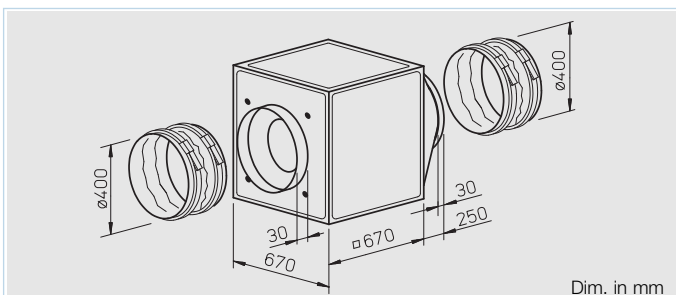
Models GB..

Arbitrary installation position and flexible assembly by five possible discharge directions.



Models GB.. T120

Designed for moving dirty, humid and hot air up to max. 120° C.



Special features of type GB.. T120

- Designed for moving dirty, humid and hot air volumes up to max. 120° C.
- Motor located outside of air flow.
- Temperature insulated partition panel between motor and impeller, lined with 20 mm thick, flame-retardant mineral wool.
- Easily accessible motor and impeller unit, removable without disassembling the system components.
- Inspection cover with handle, simply remove for cleaning and maintenance.
- Condensate collector with condensate spigot included in delivery. Drill hole for rain drainage (accessories) for outdoor installation is prepared.

Assembly of types GB.. T120

Installation must be carried out with condensation discharge showing downward. Flexible assembly by three possible centrifugal discharge directions via the discharge adapter. Outdoor installation is possible using outdoor cover hood and external weather louvers (accessories).

Feature

Assembly of types GB..

Arbitrary installation position and flexible assembly by five possible discharge directions via the discharge adapter. For wall mounting the wall bracket (accessories) has to be used. Outdoor installation is possible using outdoor cover hood and external weather louvers (accessories).

Specification of both types

Casing

Self-supporting frame construction from aluminium hollow profiles. Double-walled side panels from galvanised sheet steel, lined with 20 mm thick temperature insulating and flame-retardant mineral wool. Intake cone for ideal inflow as well as spigot and flexible sleeve (for the respective max. permissible air flow temperature) for duct connection. With discharge adapter (from square into circular) on the pressure side for low-loss discharge and flexible sleeve to reduce vibration transmission. Simple positioning by standard crane hooks.

Impeller

Smooth running backward curved centrifugal impeller highly efficient with polymer blades on galvanised steel disc (with GB.. T120 aluminium impeller), direct driven. Energy efficient with a low noise development. Dynamically balanced together with the motor to DIN ISO 1940 Pt.1 – class 6.3.

Motor

Maintenance-free external rotor motor or IEC-standard motor protected to IP 44 or 54. With ball bearings and radio suppressed as standard.

Electrical connection

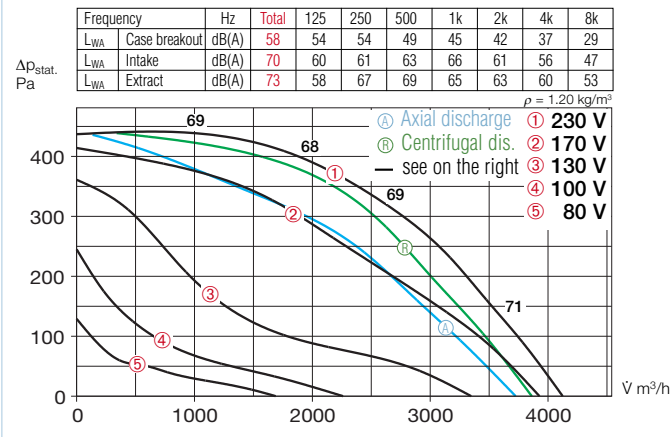
Standard terminal box (IP 54) fitted on the motor; with GB.. T120 fitted on the motor support plate.

Type	Ref. No.	Air flow volume (FID) V m³/h	R.P.M. min⁻¹	Sound press. level case breakout dB(A) at 4 m	Motor power (nominal) kW	full load A	Current speed controlled A	Wiring diagram Nr.	Maximum air flow temperature full load +°C	Nominal weight (net) kg	5 step transformer controller with motor protect. unit Type Ref. No.	Full motor protection unit using the thermal contacts Type Ref. No.
1 Phase motor, 230 V / 1 ph. / 50 Hz, capacitor motor, protection to IP 54												
GBW 400/4	5513	4110	1360	38	0.53	2.40	2.80	864	50	50	MWS 3 1948	TSW 3.0 1496 MW ¹⁾ 1579
2 speed motor, 3 Phase motor, 400 V / 3 ph. / 50 Hz, Y/Δ-wiring, protection to IP 54												
GBD 400/4/4	5514	3300/3950	910/1270	38	0.29/0.46	0.50/0.78	0.92	867	50	45	RDS 1 1314	TSD 1.5 1501 M4 ²⁾ 1571
1 Phase motor, 230 V / 1 ph. / 50 Hz, capacitor motor, protection to IP 54												
GBW 400/4 T120	5772	4930	1280	40	0.54	2.50	2.50	935	120	100	MWS 3 1948	TSW 3.0 1496 MW ¹⁾ 1579
2 speed motor, 3 Phase motor, 400 V / 3 ph. / 50 Hz, Y/Δ-wiring, protection to IP 54												
GBD 400/4/4 T120	5773	4010/4870	975/1255	40	0.29/0.48	0.50/1.10	1.10	947	120	120	RDS 2 1315	TSD 1.5 1501 M4 ²⁾ 1571

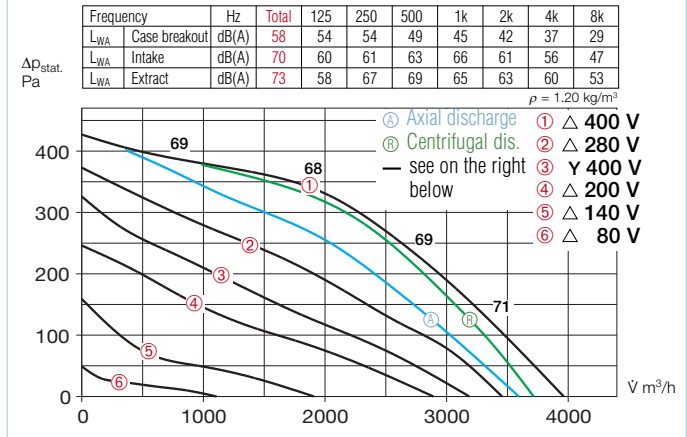
¹⁾ incl. operation switch

²⁾ incl. operation and 2 speed switch

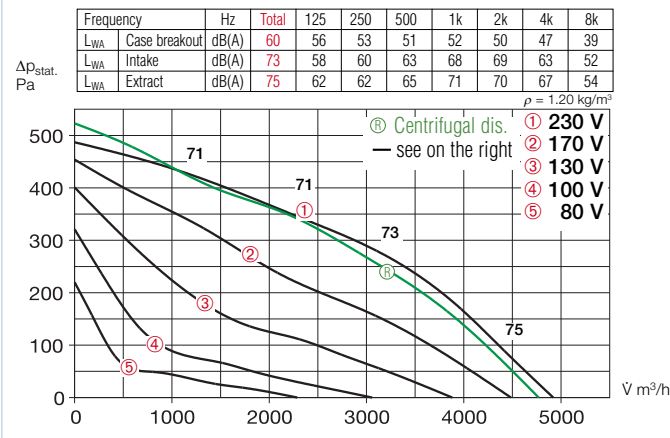
GBW 400/4



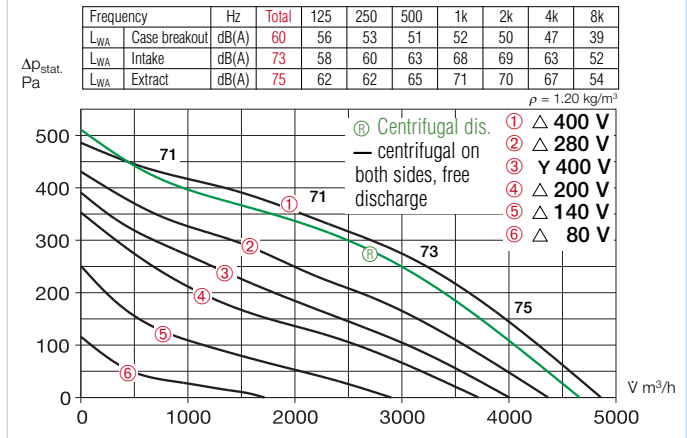
GBD 400/4/4



GBW 400/4 T120



GBD 400/4/4 T120



Motor protection

Motors have thermal contacts wired to the terminal block and must be connected to a motor protection unit.

Speed control

All types are speed controllable by voltage reduction using a transformer controller. The 3-phase models can also be 2 speed controlled by star/delta switch (accessories DS 2 or full motor protection unit M 4). The duties at different speeds are given in the performance curve.

Sound levels

Total sound power levels and the spectrum figures in dB(A) are given for:

- sound level case breakout
- sound level intake
- sound level extract in the tables above the performance curve. Beside, the sound power level (on intake) is stated over the rated characteristic curve. In the table below you can also find the
- case breakout level at 4 m (freefield conditions).

Accessories of both types

Anti vibration mounts for installation indoors. Set of 4.

SDD-U Ref. No. 5627

Wall bracket for wall mounting.

GB-WK 400 Ref. No. 5626

External weather louvers to cover exhaust opening.

GB-WSG 400 Ref. No. 5639

Outdoor cover hood for outdoor installation.

GB-WSD 400 Ref. No. 5748

On/Off and 2-speed switch for 3-phase star/delta motors.

DS 2³⁾ Ref. No. 1351

³⁾ full motor protection unit recommended: MD Ref. No. 5849

Specific accessories

for types GB..

Condensate collector with condensate spigot for pipe connection.
GB-KW 400 Ref. No. 5644

(Condensate collector with condensate spigot included in delivery with GB.. T120).

for types GB.. T120

Rain drainage for outdoor installation (drill holes for rain drainage is already prepared).

GB-RA Ref. No. 9418

Information	Pages
Design of systems, acoustic	12 on
General techn. information, speed control	17 on
Accessory-Details	Pages
Speed controller and full motor protection unit	397 on

NEW!

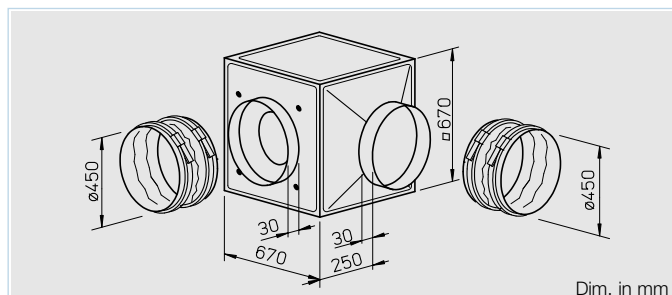
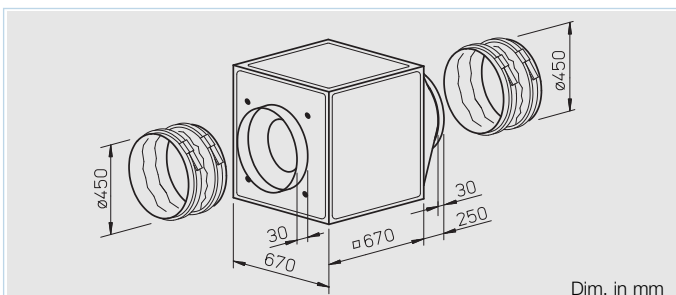
Models GB..

Arbitrary installation position and flexible assembly by five possible discharge directions.



Models GB.. T120

Designed for moving dirty, humid and hot air up to max. 120° C.



Special features of type GB.. T120

- Designed for moving dirty, humid and hot air volumes up to max. 120° C.
- Motor located outside of air flow.
- Temperature insulated partition panel between motor and impeller, lined with 20 mm thick, flame-retardant mineral wool.
- Easily accessible motor and impeller unit, removable without disassembling the system components.
- Inspection cover with handle, simply remove for cleaning and maintenance.
- Condensate collector with condensate spigot included in delivery. Drill hole for rain drainage (accessories) for outdoor installation is prepared.

Assembly of types GB.. T120

Installation must be carried out with condensation discharge showing downward. Flexible assembly by three possible centrifugal discharge directions via the discharge adapter. Outdoor installation is possible using outdoor cover hood and external weather louvers (accessories).

Feature

Assembly of types GB..
Arbitrary installation position and flexible assembly by five possible discharge directions via the discharge adapter. For wall mounting the wall bracket (accessories) has to be used. Outdoor installation is possible using outdoor cover hood and external weather louvers (accessories).

Specification of both types

Casing

Self-supporting frame construction from aluminium hollow profiles. Double-walled side panels from galvanised sheet steel, lined with 20 mm thick temperature consulting and flame-retardant mineral wool. Intake cone for ideal inflow as well as spigot and flexible sleeve (for the respective max. permissible air flow temperature) for duct connection. With discharge adapter (from square to circular) on the pressure side for low-loss discharge and flexible sleeve to reduce vibration transmission. Simple positioning by standard crane hooks.

Impeller

Smooth running backward curved centrifugal impeller highly efficient with polymer blades on galvanised steel disc (with GB.. T120 aluminium impeller), direct driven. Energy efficient with a low noise development. Dynamically balanced together with the motor to DIN ISO 1940 Pt.1 – class 6.3.

Motor

Maintenance-free external rotor motor or IEC-standard motor protected to IP 44 or 54. With ball bearings and radio suppressed as standard.

Electrical connection

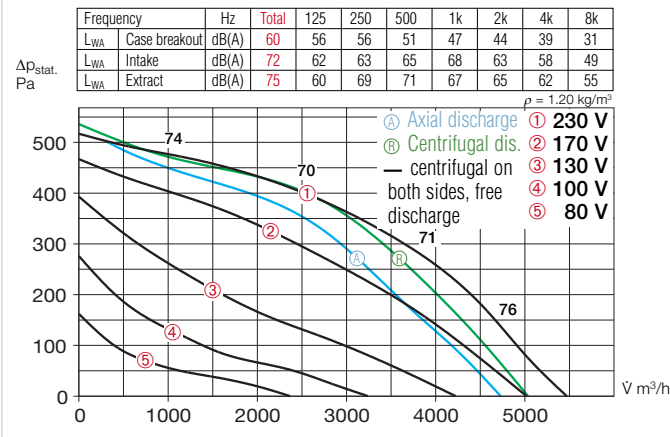
Standard terminal box (IP 54) fitted on the motor; with GB.. T120 fitted on the motor support plate.

Type	Ref. No.	Air flow volume (FID) V m³/h	R.P.M. min⁻¹	Sound press. level case breakout dB(A) at 4 m	Motor power (nominal) kW	full load A	Current speed controlled A	Wiring diagram Nr.	Maximum air flow temperature full load °C	Nominal weight (net) kg	5 step transformer controller with motor protect. unit		Full motor protection unit using the thermal contacts				
											Type	Ref. No.	Type	Ref. No.			
1 Phase motor, 230 V / 1 ph. / 50 Hz, capacitor motor, protection to IP 54																	
GBW 450/4	5515	5450	1270	40	0.76	3.50	3.50	864	45	45	49	MWS 5	1949	TSW 5.0	1497	MW ¹⁾	1579
2 speed motor, 3 Phase motor, 400 V / 3 ph. / 50 Hz, Y/Δ-wiring, protection to IP 54																	
GBD 450/4/4	5516	4350/5450	880/1240	40	0.36/0.67	0.70/1.30	1.30	867	55	55	49	RDS 2	1315	TSD 1.5	1501	M4 ²⁾	1571
1 Phase motor, 230 V / 1 ph. / 50 Hz, capacitor motor, protection to IP 54																	
GBW 450/4 T120	5774	7110	1370	45	1.00	4.60	5.50	935	120	100	74	MWS 7.5	1950	TSW 7.5	1596	MW ¹⁾	1579
2 speed motor, 3 Phase motor, 400 V / 3 ph. / 50 Hz, Y/Δ-wiring, protection to IP 54																	
GBD 450/4/4 T120	5775	6210/7180	1100/1350	45	0.65/0.90	1.10/1.60	1.80	947	120	110	74	RDS 2	1315	TSD 3.0	1502	M4 ²⁾	1571

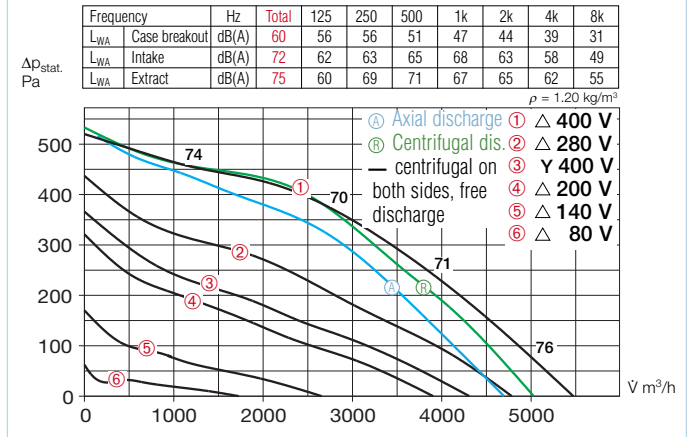
¹⁾ incl. operation switch

²⁾ incl. operation and 2 speed switch

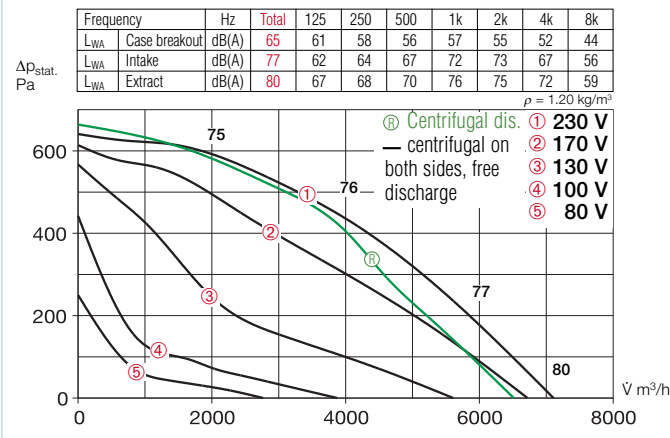
GBW 450/4



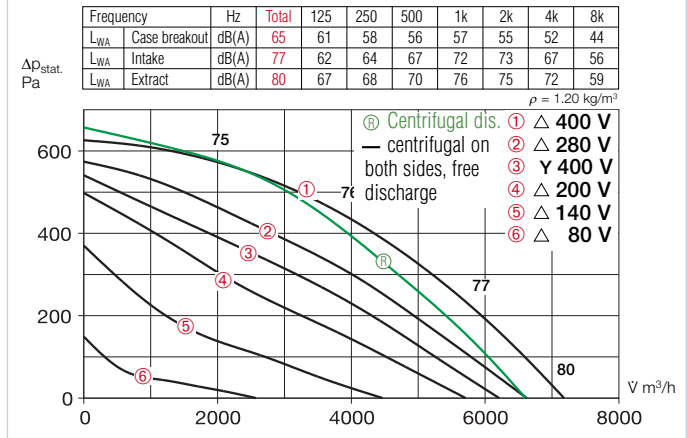
GBD 450/4/4



GBW 450/4 T120



GBD 450/4/4 T120



Motor protection

Motors have thermal contacts wired to the terminal block and must be connected to a motor protection unit.

Speed control

All types are speed controllable by voltage reduction using a transformer controller. The 3-phase models can also be 2 speed controlled by star/delta switch (accessories DS 2 or full motor protection unit M 4). The duties at different speeds are given in the performance curve.

Sound levels

Total sound power levels and the spectrum figures in dB(A) are given for:

- sound level case breakout
- sound level intake
- sound level extract in the tables above the performance curve. Beside, the sound power level (on intake) is stated over the rated characteristic curve. In the table below you can also find the
- case breakout level at 4 m (freefield conditions).

Accessories of both types

Anti vibration mounts for installation indoors. Set of 4.

SDD-U Ref. No. 5627

Wall bracket for wall mounting.

GB-WK 450 Ref. No. 5626

External weather louvers to cover exhaust opening.

GB-WSG 450 Ref. No. 5639

Outdoor cover hood for outdoor installation.

GB-WSD 450 Ref. No. 5748

On/Off and 2-speed switch for 3-phase star/delta motors.

DS 2³⁾ Ref. No. 1351

³⁾ full motor protection unit recommended: MD Ref. No. 5849

Specific accessories

for types GB..

Condensate collector with condensate spigot for pipe connection.
GB-KW 450 Ref. No. 5644

(Condensate collector with condensate spigot included in delivery with GB.. T120).

for types GB.. T120

Rain drainage for outdoor installation (drill holes for rain drainage is already prepared).

GB-RA Ref. No. 9418

Information **Pages**

Design of systems, acoustic	12 on
General techn. information, speed control	17 on

Accessory-Details **Pages**

Speed controller and full motor protection unit	397 on
---	--------

Models GB..

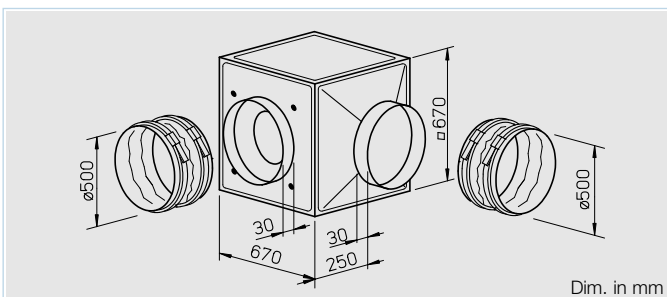
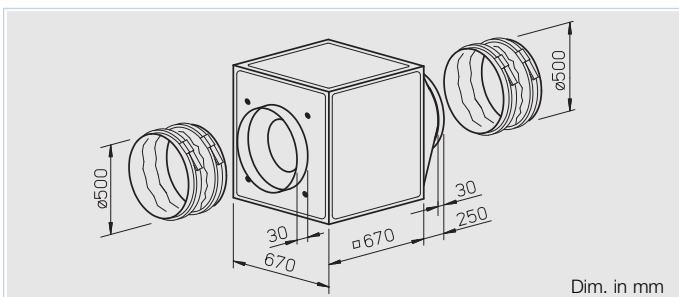
Arbitrary installation position and flexible assembly by five possible discharge directions.



Models GB.. T120

NEW!

Designed for moving dirty, humid and hot air up to max. 120° C.



Special features of type GB.. T120

- Designed for moving dirty, humid and hot air volumes up to max. 120° C.
- Motor located outside of air flow.
- Temperature insulated partition panel between motor and impeller, lined with 20 mm thick, flame-retardant mineral wool.
- Easily accessible motor and impeller unit, removable without disassembling the system components.
- Inspection cover with handle, simply remove for cleaning and maintenance.
- Condensate collector with condensate spigot included in delivery. Drill hole for rain drainage (accessories) for outdoor installation is prepared.

Assembly of types GB.. T120

Installation must be carried out with condensation discharge showing downward. Flexible assembly by three possible centrifugal discharge directions via the discharge adapter. Outdoor installation is possible using outdoor cover hood and external weather louvers (accessories).

Feature

Assembly of types GB..

Arbitrary installation position and flexible assembly by five possible discharge directions via the discharge adapter. For wall mounting the wall bracket (accessories) has to be used. Outdoor installation is possible using outdoor cover hood and external weather louvers (accessories).

Specification of both types

Casing

Self-supporting frame construction from aluminium hollow profiles. Double-walled side panels from galvanised sheet steel, lined with 20 mm thick temperature insulating and flame-retardant mineral wool. Intake cone for ideal inflow as well as spigot and flexible sleeve (for the respective max. permissible air flow temperature) for duct connection. With discharge adapter (from square to circular) on the pressure side for low-loss discharge and flexible sleeve to reduce vibration transmission. Simple positioning by standard crane hooks.

Impeller

Smooth running backward curved aluminium centrifugal impeller highly efficient and direct driven. Energy efficient with a low noise development. Dynamically balanced together with the motor to DIN ISO 1940 Pt.1 – class 6.3.

Motor

Maintenance-free external rotor motor or IEC-standard motor protected to IP 44 or 54. With ball bearings and radio suppressed as standard.

Electrical connection

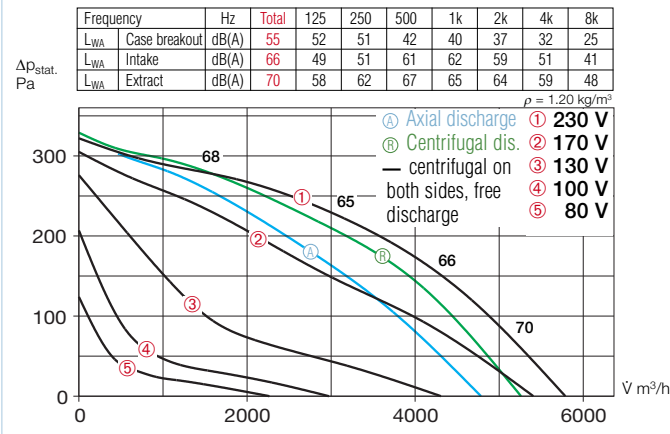
Standard terminal box (IP 54) fitted on the motor; with GB.. T120 fitted on the motor support plate.

Type	Ref. No.	Air flow volume (FID) V m ³ /h	R.P.M. min ⁻¹	Sound press. level case breakout dB(A) at 4 m	Motor power (nominal) kW	Current		Wiring diagram Nr.	Maximum air flow temperature full load controlled		Nominal weight (net) kg	5 step transformer controller with motor protect. unit		Full motor protection unit using the thermal contacts			
						full load A	speed controlled A		+°C	+°C		Type	Ref. No.	Type	Ref. No.	Type	Ref. No.
1 Phase motor, 230 V / 1 ph. / 50 Hz, capacitor motor, protection to IP 54																	
GBW 500/6	5519	5760	880	35	0.52	2.30	2.60	864	45	45	47	MWS 3	1948	TSW 3.0	1496	MW ¹⁾	1579
GBW 500/4	5517	8400	1350	45	1.38	6.40	8.20	865	65	55	61	MWS 10	1946	-	-	-	-
2 speed motor, 3 Phase motor, 400 V / 3 ph. / 50 Hz, Y/Δ-wiring, protection to IP 54																	
GBD 500/4/4	5518	8000/8850	1075/1340	45	0.97/1.45	1.60/2.80	2.90	867	50	50	57	RDS 7	1578	TSD 5.5	1503	M4 ²⁾	1571
1 Phase motor, 230 V / 1 ph. / 50 Hz, capacitor motor, protection to IP 54																	
GBW 500/4 T120	5776	8345	1340	45	1.40	6.1	7.0	301	120	100	75	MWS 10	1946	-	-	MW ¹⁾	1579
2 speed motor, 3 Phase motor, 400 V / 3 ph. / 50 Hz, Y/Δ-wiring, protection to IP 54																	
GBD 500/4/4 T120	5777	7320/8350	1070/1365	45	1.07/1.50	1.80/3.00	3.0	947	120	110	75	RDS 4	1316	TSD 3.0	1502	M4 ²⁾	1571

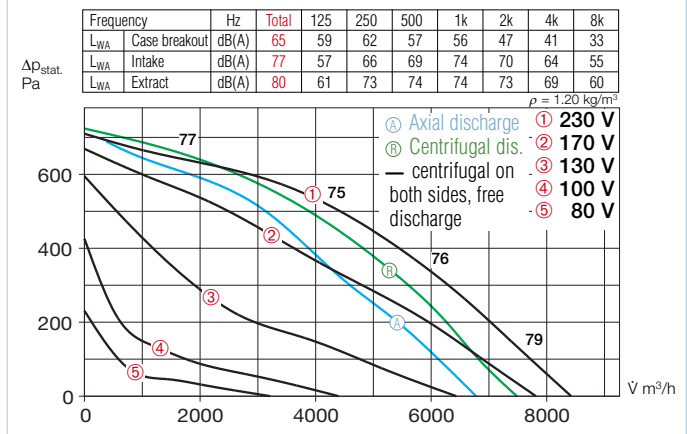
¹⁾ incl. operation switch

²⁾ incl. operation and 2 speed switch

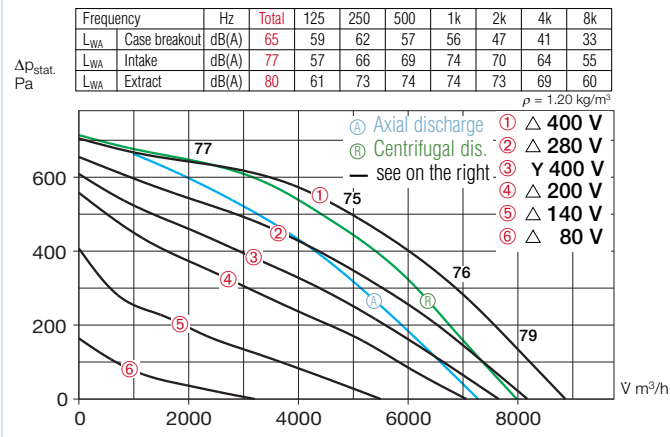
GBW 500/6



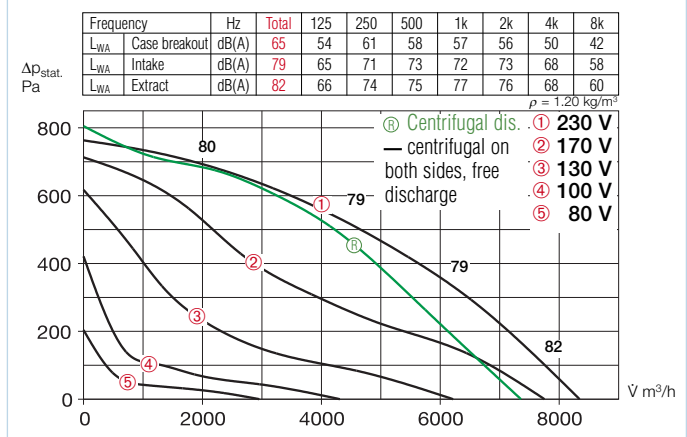
GBW 500/4



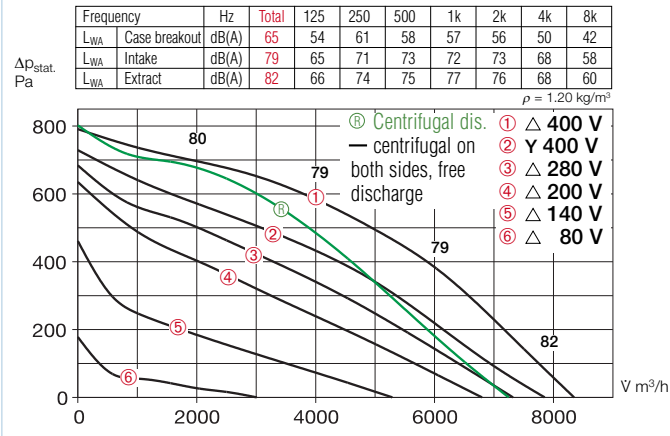
GBD 500/4/4



GBW 500/4 T120



GBD 500/4/4 T120



Information	Pages
Design of systems, acoustic	12 on
General techn. information, speed control	17 on
Accessory-Details	Pages
Speed controller and full motor protection unit	397 on

Motor protection

Motors have thermal contacts wired to the terminal block and must be connected to a motor protection unit.

Speed control

All types are speed controllable by voltage reduction using a transformer controller. The 3-phase models can also be 2 speed controlled by star/delta switch (accessories DS 2 or full motor protection unit M 4). The duties at different speeds are given in the performance curve.

Sound levels

Total sound power levels and the spectrum figures in dB(A) are given for:

- sound level case breakout
 - sound level intake
 - sound level extract
- in the tables above the performance curve. Beside, the sound power level (on intake) is stated over the rated characteristic curve. In the table below you can also find the
- case breakout level at 4 m (freefield conditions).

Accessories of both types

Anti vibration mounts for installation indoors. Set of 4.

SDD-U Ref. No. 5627

Wall bracket for wall mounting.

GB-WK 500 Ref. No. 5626

External weather louvers to over exhaust opening.

GB-WSG 500 Ref. No. 5639

Outdoor cover hood for outdoor installation.

GB-WSD 500 Ref. No. 5748

On/Off and 2-speed switch for 3-phase star/delta motors.

DS 2³⁾ Ref. No. 1351

Specific accessories

for types GB..

Condensate collector with condensate spigot for pipe connection. **GB-KW 500** Ref. No. 5644

(Condensate collector with condensate spigot included in delivery with GB.. T120).

for types GB.. T120

Rain drainage for outdoor installation (drill holes for rain drainage is already prepared).

GB-RA Ref. No. 9418

³⁾ full motor protection unit recommended: MD Ref. No. 5849

Models GB..

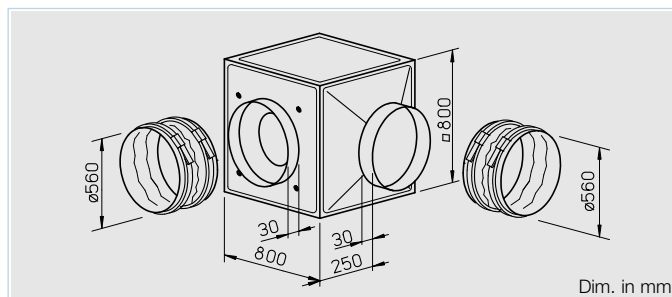
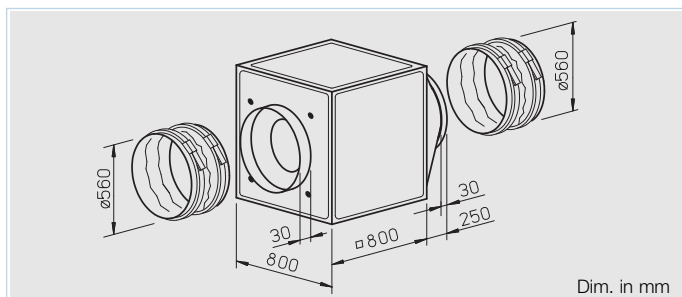
Arbitrary installation position and flexible assembly by five possible discharge directions.



Models GB.. T120

NEW!

Designed for moving dirty, humid and hot air up to max. 120° C.



■ Special features of type GB.. T120

- Designed for moving dirty, humid and hot air volumes up to max. 120° C.
- Motor located outside of air flow.
- Temperature insulated partition panel between motor and impeller, lined with 20 mm thick, flame-retardant mineral wool.
- Easily accessible motor and impeller unit, removable without disassembling the system components.
- Inspection cover with handle, simply remove for cleaning and maintenance.
- Condensate collector with condensate spigot included in delivery. Drill hole for rain drainage (accessories) for outdoor installation is prepared.

□ Assembly of types GB.. T120

Installation must be carried out with condensation discharge showing downward. Flexible assembly by three possible centrifugal discharge directions via the discharge adapter. Outdoor installation is possible using outdoor cover hood and external weather louvers (accessories).

■ Feature

□ Assembly of types GB..

Arbitrary installation position and flexible assembly by five possible discharge directions via the discharge adapter. For wall mounting the wall bracket (accessories) has to be used. Outdoor installation is possible using outdoor cover hood and external weather louvers (accessories).

■ Specification of both types

□ Casing

Self-supporting frame construction from aluminium hollow profiles. Double-walled side panels from galvanised sheet steel, lined with 20 mm thick temperature insulating and flame-retardant mineral wool. Intake cone for ideal inflow as well as spigot and flexible sleeve (for the respective max. permissible air flow temperature) for duct connection. With discharge adapter (from square to circular) on the pressure side for low-loss discharge and flexible sleeve to reduce vibration transmission. Simple positioning by standard crane hooks.

□ Impeller

Smooth running backward curved aluminium centrifugal impeller highly efficient and direct driven. Energy efficient with a low noise development. Dynamically balanced together with the motor to DIN ISO 1940 Pt.1 – class 6.3.

□ Motor

Maintenance-free external rotor motor or IEC-standard motor protected to IP 44 or 54. With ball bearings and radio suppressed as standard.

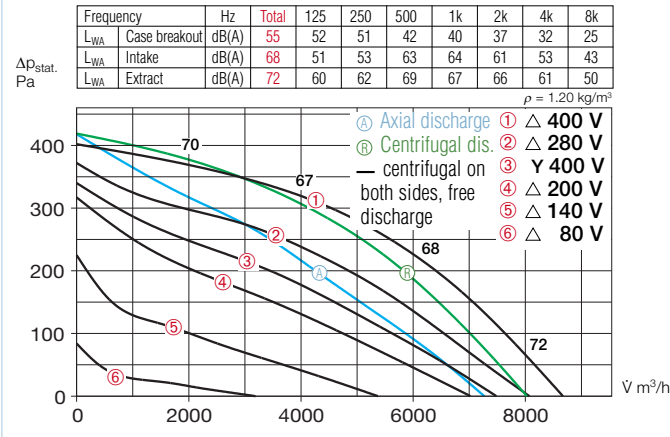
□ Electrical connection

Standard terminal box (IP 54) fitted on the motor; with GB.. T120 fitted on the motor support plate.

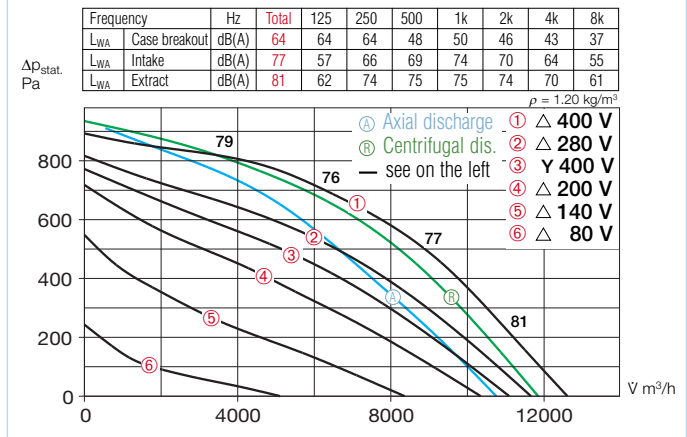
Type	Ref. No.	Air flow volume (FID)	R.P.M.	Sound press. level case breakout	Motor power (nominal)	Current full load	Current speed controlled	Wiring diagram	Maximum air flow temperature full load	Nominal weight (net)	5 step transformer controller with motor protect. unit		Full motor protection unit using the thermal contacts				
		V m ³ /h	min ⁻¹	dB(A) at 4 m	kW	A	A	Nr.	+°C	+°C	kg	Type	Ref. No.	Type	Ref. No.	Type	Ref. No.
2 speed motor, 3 Phase motor, 400 V / 3 ph. / 50 Hz, Y/Δ-wiring, protection to IP 54																	
GBD 560/6/6	5522	7800/8640	690/870	35	0.51/0.80	0.90/1.90	1.90	867	60	60	80	RDS 4	1316	TSD 3.0	1502	M4 ¹⁾	1571
GBD 560/4/4	5521	11500/12590	1110/1350	44	1.70/2.50	2.80/4.80	4.90	867	55	45	90	RDS 7	1578	TSD 7.0	1504	M4 ¹⁾	1571
2 speed motor, 3 Phase motor, 400 V / 3 ph. / 50 Hz, Y/Δ-wiring, protection to IP 54																	
GBD 560/4/4 T120	5778	11520/12300	1250/1400	48	1.85/2.50	3.20/6.80	6.80	520	120	120	105	RDS 7	1578	TSD 7.0	1504	M4 ¹⁾	1571

¹⁾ incl. operation and 2 speed switch

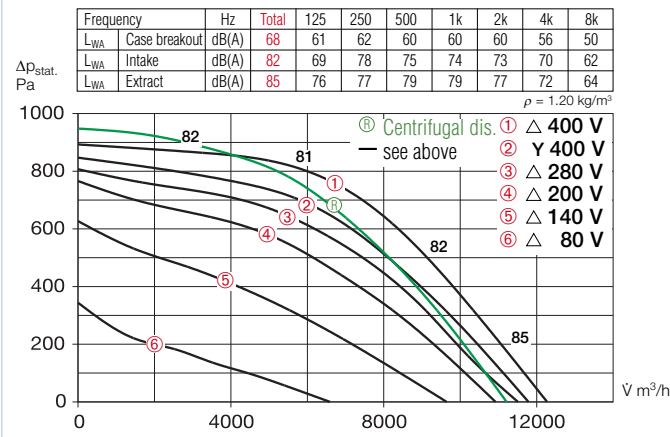
GBD 560/6/6



GBD 560/4/4



GBD 560/4/4 T120



Motor protection

Motors have thermal contacts wired to the terminal block and must be connected to a motor protection unit.

Speed control

All types are speed controllable by voltage reduction using a transformer controller. The 3-phase models can also be 2 speed controlled by star/delta switch (accessories DS 2 or full motor protection unit M 4). The duties at different speeds are given in the performance curve.

Sound levels

Total sound power levels and the spectrum figures in dB(A) are given for:
 – sound level case breakout
 – sound level intake
 – sound level extract
 in the tables above the performance curve. Beside, the sound power level (on intake) is stated over the rated characteristic curve. In the table below you can also find the
 – case breakout level at 4 m (freefield conditions).

Accessories of both types

Anti vibration mounts for installation indoors. Set of 4.

SDD-U Ref. No. 5627

Wall bracket for wall mounting.

GB-WK 560 Ref. No. 5626

External weather louvers to cover exhaust opening.

GB-WSG 560 Ref. No. 5640

Outdoor cover hood for outdoor installation.

GB-WSD 560 Ref. No. 5749

On/Off and 2-speed switch for 3-phase star/delta motors.

DS 2²⁾ Ref. No. 1351

²⁾ full motor protection unit recommended: MD Ref. No. 5849

Specific accessories

for types GB..

Condensate collector with condensate spigot for pipe connection.
GB-KW 560 Ref. No. 5645
 (Condensate collector with condensate spigot included in delivery with GB.. T120).

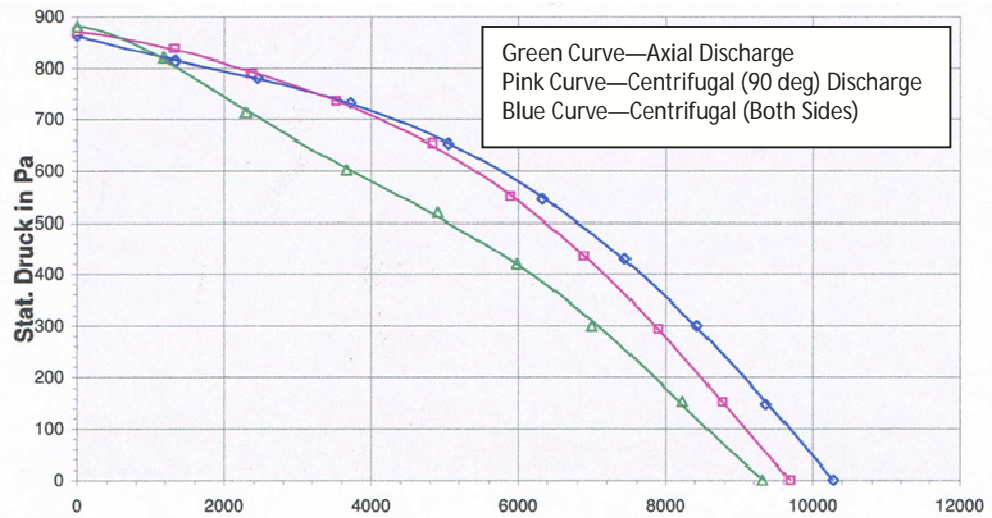
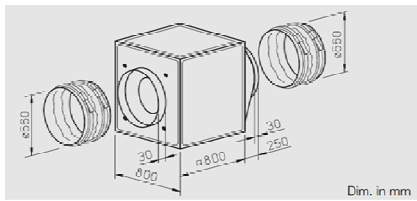
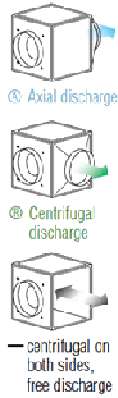
for types GB.. T120

Rain drainage for outdoor installation (drill holes for rain drainage is already prepared).

GB-RA Ref. No. 9418

Information	Pages
Design of systems, acoustic	12 on
General techn. information, speed control	17 on
Accessory-Details	Pages
Speed controller and full motor protection unit	397 on

GBW 560/4



Δp_{stat}
Pa

Frequency	Hz	Total	125	250	500	1k	2k	4k	8k
L _{WA} Case breakout	dB(A)	64	64	64	48	50	46	43	37
L _{WA} Intake	dB(A)	77	57	66	69	74	70	64	55
L _{WA} Extract	dB(A)	81	62	74	75	75	74	70	61

Self supporting frame construction from aluminium hollow profiles. Double-walled side panels from galvanised sheet steel. Intake cone for ideal airflow, spigot and flexible connector for duct connection. With discharge adapter (square to circular) on the pressure side for low-loss discharge and flexible sleeve to reduce vibration transmission. Simple positioning by standard crane hooks. Installation must be carried out with condensation discharge showing downward. Flexible assembly by three possible centrifugal discharge directions via discharge adapter. Outdoor installation is possible using outdoor cover hood and external weather louvres (accessories).

Impeller:

Smooth running backward curved aluminium centrifugal impeller highly efficient and direct driven. Energy efficient with a low noise development. Dynamically balanced together with the motor to DIN ISO 1940 Pt.1 - class 6.3

Motor:

Maintenance free external rotor motor or IEC standard motor protected to IP 44 and 54. With ball bearings and radio suppressed as standard.

Electrical Connection:

Standard terminal box (IP54) fitted on the motor support plate.

Motor Protection:

Motors have thermal contacts wired to the terminal block and must be connected to a motor protection unit.

Speed Control:

Speed controllable by voltage reduction using transformer controller.

Type	Ref. No.	R.P.M.	Sound Level	Motor power (nominal)	Current Full Load	Maximum air flow temp.	Nom. weight (net)	5 step trans. controller	
		min ⁻¹	dB(A) at 4 m	kW	Amps	+°C	kg	Type	Ref.
GBW 560/4	5508	1370	44	2.0	8.7	60	90	TSW 10	1498

Volume Flow m³/s against static pressure

0	50	100	150	200	250	300	400	500	600	700	800
2.77	2.72	2.55	2.48	2.41	2.31	2.22	2.0	1.72	1.44	1.00	0.36

Type Ref.

NEW!

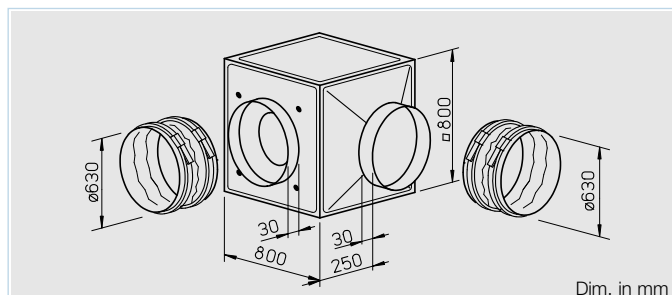
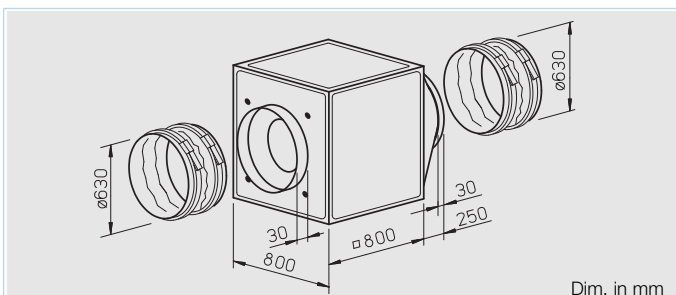
Models GB..

Arbitrary installation position and flexible assembly by five possible discharge directions.



Models GB.. T120

Designed for moving dirty, humid and hot air up to max. 120° C.



Special features of type GB.. T120

- Designed for moving dirty, humid and hot air volumes up to max. 120° C.
- Motor located outside of air flow.
- Temperature insulated partition panel between motor and impeller, lined with 20 mm thick, flame-retardant mineral wool.
- Easily accessible motor and impeller unit, removable without disassembling the system components.
- Inspection cover with handle, simply remove for cleaning and maintenance.
- Condensate collector with condensate spigot included in delivery. Drill hole for rain drainage (accessories) for outdoor installation is prepared.

Assembly of types GB.. T120

Installation must be carried out with condensation discharge showing downward. Flexible assembly by three possible centrifugal discharge directions via the discharge adapter. Outdoor installation is possible using outdoor cover hood and external weather louvers (accessories).

Feature

Assembly of types GB..

Arbitrary installation position and flexible assembly by five possible discharge directions via the discharge adapter. For wall mounting the wall bracket (accessories) has to be used. Outdoor installation is possible using outdoor cover hood and external weather louvers (accessories).

Specification of both types

Casing

Self-supporting frame construction from aluminium hollow profiles. Double-walled side panels from galvanised sheet steel, lined with 20 mm thick temperature insulating and flame-retardant mineral wool. Intake cone for ideal inflow as well as spigot and flexible sleeve (for the respective max. permissible air flow temperature) for duct connection. With discharge adapter (from square into circular) on the pressure side for low-loss discharge and flexible sleeve to reduce vibration transmission. Simple positioning by standard crane hooks.

Impeller

Smooth running backward curved aluminium centrifugal impeller highly efficient and direct driven. Energy efficient with a low noise development. Dynamically balanced together with the motor to DIN ISO 1940 Pt.1 – class 6.3.

Motor

Maintenance-free external rotor motor or IEC-standard motor protected to IP 44 or 54. With ball bearings and radio suppressed as standard.

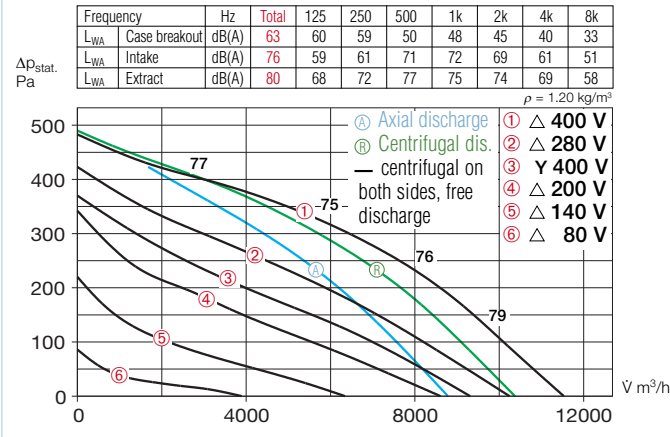
Electrical connection

Standard terminal box (IP 54) fitted on the motor; with GB.. T120 fitted on the motor support plate.

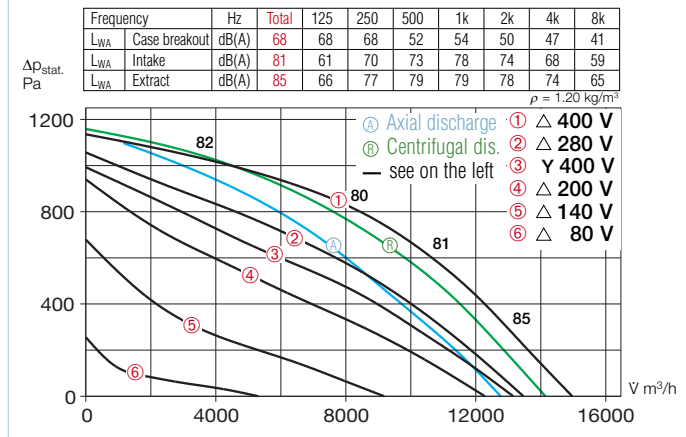
Type	Ref. No.	Air flow volume (FID)	R.P.M.	Sound press. level case breakout	Motor power (nominal)	Current full load	Current speed controlled	Wiring diagram	Maximum air flow temperature full load controlled	Nominal weight (net)	5 step transformer controller		Full motor protection unit using the thermal contacts				
		V m ³ /h	min ⁻¹	dB(A) at 4 m	kW	A	A	Nr.	+°C	+°C	kg	Type	Ref. No.	Type	Ref. No.	Type	Ref. No.
2 speed motor, 3 Phase motor, 400 V / 3 ph. / 50 Hz, Y/Δ-wiring, protection to IP 54																	
GBD 630/6/6	5524	9700/11490	630/820	43	0.76/1.35	1.50/2.40	2.40	867	60	60	103	RDS 4	1316	TSD 5.5	1503	M4 ¹⁾	1571
GBD 630/4/4	5523	13500/14950	1120/1380	48	2.55/3.65	4.50/6.60	7.90	867	75	50	105	RDS 11	1332	TSD 11.0	1513	M4 ¹⁾	1571
3 Phase motor, 400 V / 3 ph. / 50 Hz, protection to IP 54																	
											frequency inverter / sinusoidal filter						
GBD 630/4 T120	5779	14000	1445	53	4.40	8.10	–	776	120	120	131	FUG 12	6109 /	FU-SF 16	6117	–	–

¹⁾ incl. operation and 2 speed switch

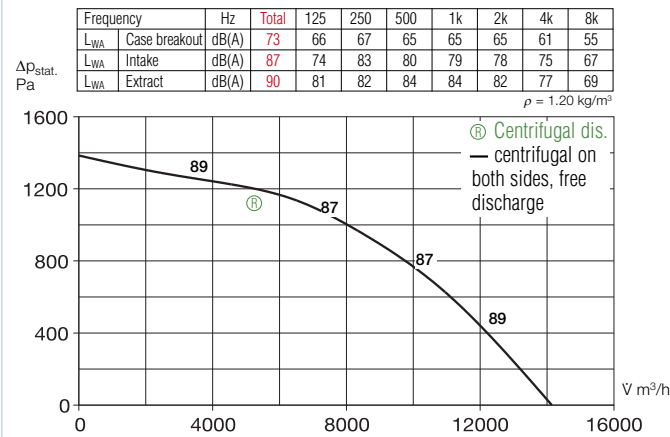
GBD 630/6/6



GBD 630/4/4



GBD 630/4 T120



Motor protection

Motors have thermal contacts wired to the terminal block and must be connected to a motor protection unit.

Speed control

All types (except GB 630/4 T120) are speed controllable by voltage reduction using a transformer controller. The 3-phase models can also be 2 speed controlled by star/delta switch (accessories DS 2 or full motor protection unit M 4). The duties at different speeds are given in the performance curve. Type GBD 630/4 T120 is exclusively controllable by frequency inverter

Sound levels

Total sound power levels and the spectrum figures in dB(A) are given for:
 - sound level case breakout
 - sound level intake
 - sound level extract
 in the tables above the performance curve. Beside, the sound power level (on intake) is stated over the rated characteristic curve. In the table below you can also find the
 - case breakout level at 4 m (freefield conditions).

Accessories of both types

Anti vibration mounts for installation indoors. Set of 4.

SDD-U Ref. No. 5627

Wall bracket for wall mounting.

GB-WK 630 Ref. No. 5626

External weather louvers to cover exhaust opening.

GB-WSG 630 Ref. No. 5640

Outdoor cover hood for outdoor installation.

GB-WSD 630 Ref. No. 5749

Specific accessories

for types GB..

Condensate collector with condensate spigot for pipe connection.
GB-KW 630 Ref. No. 5645

(Condensate collector with condensate spigot included in delivery with GB.. T120).

On/Off and 2-speed switch for 3-phase star/delta motors.

DS 2 Ref. No. 1351

for types GB.. T120

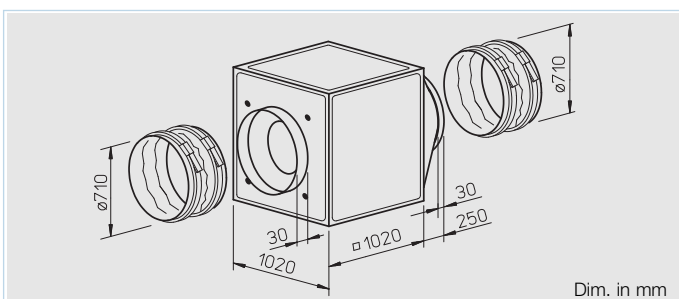
Rain drainage for outdoor installation (drill holes for rain drainage is already prepared).

GB-RA Ref. No. 9418

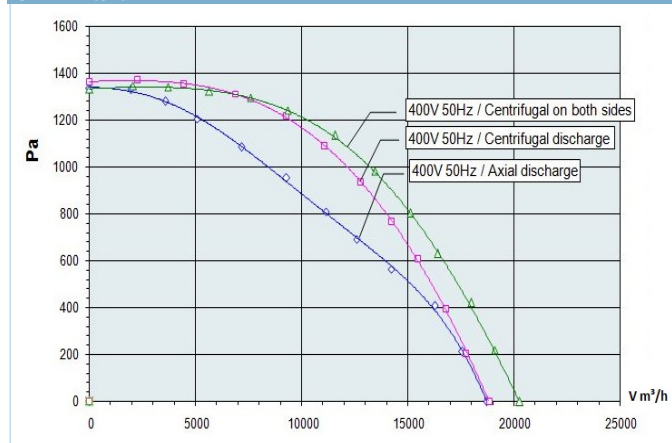
²⁾ full motor protection unit recommended: MD Ref. No. 5849

Information	Pages
Design of systems, acoustic	12 on
General techn. information, speed control	17 on
Accessory-Details	Pages
Speed controller and full motor protection unit	397 on

Models GB..



GBD 710/4/4



■ Specification

■ Casing

Self-supporting frame construction from aluminium hollow profiles. Double-walled side panels from galvanised sheet steel, lined with 20 mm thick temperature insulating and flame-retardant mineral wool. Intake cone for ideal inflow as well as spigot and flexible sleeve for duct connection. With discharge adapter (from square to circular) on the pressure side for low-loss discharge and flexible sleeve to reduce vibration transmission. Simple positioning by standard crane hooks.

□ Impeller

Smooth running backward curved aluminium centrifugal impeller highly efficient and direct driven. Energy efficient with a low noise development. Dynamically balanced together with the motor to DIN ISO 1940 Pt.1 – class 6.3.

□ Motor

Maintenance-free and speed controllable external rotor motor, protection to IP 44. With ball bearings and radio suppressed as standard.

□ Electrical connection

Terminal box fitted on the motor as standard, protection to IP 54.

□ Motor protection

Motors have thermal contacts wired to the terminal block and must be connected to a motor protection unit.

□ Speed control

All models are speed controllable using an Inverter drive.

□ Assembly

Arbitrary installation position and flexible assembly by five possible discharge directions of the discharge adapter. For wall mounting the wall bracket (accessories) has to be used. Outdoor installation is possible using outdoor cover hood and external weather louvers (accessories).

■ Accessories

Anti vibration mounts for installation indoors. Set of 4.

SDD-U Ref. No. 5627

External weather louvers to cover exhaust opening.

GB-WSG 710 Ref. No. 5641

Outdoor cover hood for outdoor installation.

GB-WSD 710 Ref. No. 5750

Condensate collector with condensate spigot for pipe connection.

GB-KW 710 Ref. No. 5646

Type	Ref. No.	Air flow volume (FID)	R.P.M.	Sound press. level case breakout	Motor power (nominal)	Current		Wiring diagram	Maximum air flow temperature		Nominal weight (net)	Inverter controller		Full motor protection unit using the thermal contacts	
		V m ³ /h	min ⁻¹	dB(A) at 4 m	kW	full load	speed controlled		full load	controlled		°C	°C	kg	Type
2 speed motor, 3 Phase motor, 400 V / 3 ph. / 50 Hz, Y/△															
GBD 710/4/4	5529	20285	1465	TBC	5.5	9.9	10.2	TBC	50	50	167	5.5kW IP55	131B5488	-	-

GBD 710/4/4 T120

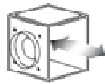
Models GB...T120

NEW!

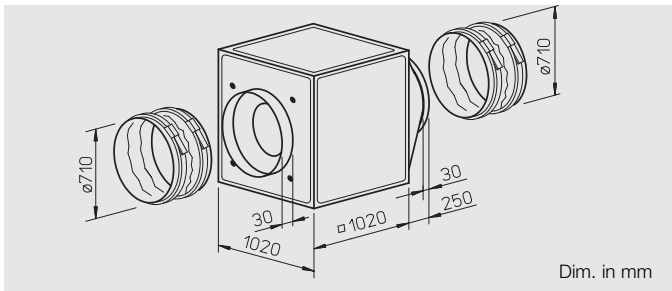
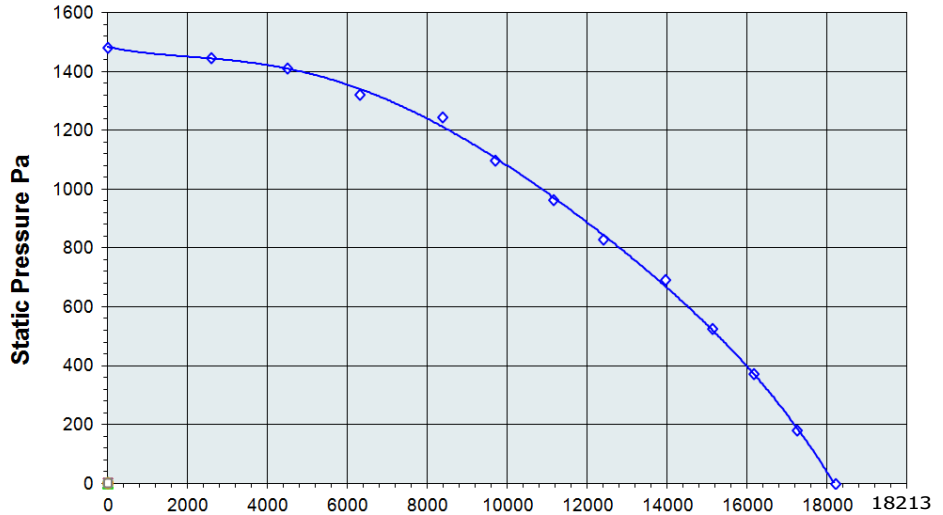
Designed for moving dirty, humid and hot air up to max. 120° C.



Centrifugal discharge



centrifugal on both sides, free discharge



Designed for moving dirty, humid and hot air volumes up to max. 120 C. Motor located outside of air flow. Temperature insulated partition panel between motor and impeller, lined with 20mm thick, flame retardant mineral wool. Condensate collector with condensate spigot included in delivery. Drill hole for rain drainage (accessories) for outdoor installation is prepared. Self supporting frame construction from aluminium hollow profiles. Double-walled side panels from galvanised sheet steel. Intake cone for ideal air-flow, spigot and flexible connector for duct connection. With discharge adapter (square to circular) on the pressure side for low-loss discharge and flexible sleeve to reduce vibration transmission. Simple positioning by standard crane hooks.

Installation must be carried out with condensation discharge showing downward. Flexible assembly by three possible centrifugal discharge directions via discharge adapter. Outdoor installation is possible using outdoor cover hood and external weather louvres (accessories).

Impeller: Smooth running backward curved aluminium centrifugal impeller highly efficient and direct driven. Energy efficient with a low noise development. Dynamically balanced together with the motor to DIN ISO 1940 Pt.1 - class 6.3

Motor: Maintenance free external rotor motor or IEC standard motor protected to IP 44 and 54. With ball bearings and radio suppressed as standard.

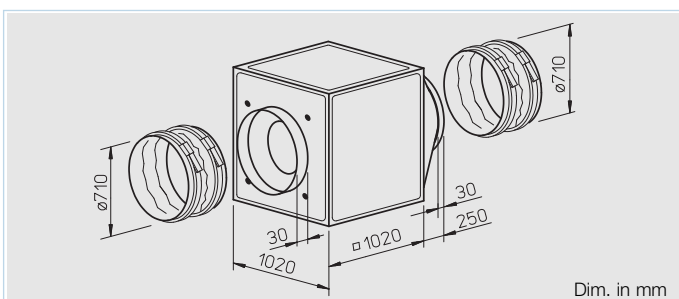
Electrical Connection: Standard terminal box (IP54) fitted on the motor support plate.

Motor Protection: Motors have thermal contacts wired to the terminal block and must be connected to a motor protection unit.

Type	Ref. No.	Air flow volume (FID)	R.P.M.	Sound press. level case breakout	Motor power (nominal)	Current		Wiring diagram	Maximum air flow temperature		Nominal weight (net)	Inverter controller		Full motor protection unit using the thermal contacts	
						full load	speed controlled		full load	controlled		Type	Ref.	Type	Ref. No.
2 speed motor, 3 Phase motor, 400 V / 3 ph. / 50 Hz, Y/Δ															
GBD 710/4 T120	5756	20285	1465	TBC	5.5	9.9	10.2	TBC	120	120	167	5.5kW IP55	131B5488	-	-

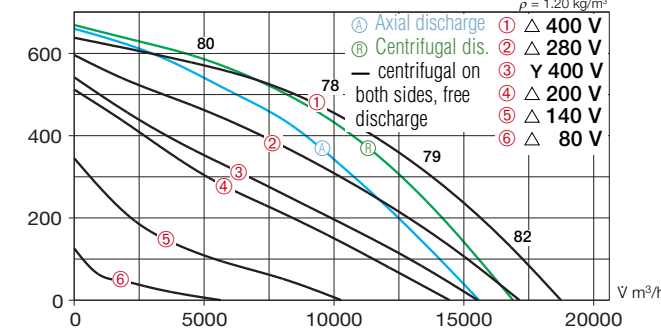
Type Ref.

Models GB..



GBD 710/6/6

Frequency	Hz	Total	125	250	500	1k	2k	4k	8k
L _{WA} Case breakout		dB(A) 66	63	62	53	51	48	43	36
L _{WA} Intake		dB(A) 79	62	64	74	75	72	64	54
L _{WA} Extract		dB(A) 83	71	75	80	78	77	72	61



Information	Pages
Design of systems, acoustic	12 on
General techn. information, speed control	17 on
Accessory-Details	Pages
Speed controller and full motor protection unit	397 on

■ Specification

■ Casing

Self-supporting frame construction from aluminium hollow profiles. Double-walled side panels from galvanised sheet steel, lined with 20 mm thick temperature insulating and flame-retardant mineral wool. Intake cone for ideal inflow as well as spigot and flexible sleeve for duct connection. With discharge adapter (from square to circular) on the pressure side for low-loss discharge and flexible sleeve to reduce vibration transmission. Simple positioning by standard crane hooks.

□ Impeller

Smooth running backward curved aluminium centrifugal impeller highly efficient and direct driven. Energy efficient with a low noise development. Dynamically balanced together with the motor to DIN ISO 1940 Pt.1 – class 6.3.

□ Motor

Maintenance-free and speed controllable external rotor motor, protection to IP 44. With ball bearings and radio suppressed as standard.

□ Electrical connection

Terminal box fitted on the motor as standard, protection to IP 54.

□ Motor protection

Motors have thermal contacts wired to the terminal block and must be connected to a motor protection unit.

□ Speed control

All models are speed controllable using a transformer controller for voltage reduction. The 3 ph.-models can also be operated on two speeds using a Y/Δ switch DS 2 or a full motor protection unit M4. The voltage steps are given in the performance curve.

□ Assembly

Arbitrary installation position and flexible assembly by five possible discharge directions of the discharge adapter. For wall mounting the wall bracket (accessories) has to be used. Outdoor installation is possible using outdoor cover hood and external weather louvers (accessories).

■ Sound levels

Total sound power levels and the spectrum figures in dB(A) are given for:
 – sound level case breakout
 – sound level intake
 – sound level extract
 in the tables above the performance curve. Beside, the sound power level (on intake) is stated over the rated characteristic curve. In the table below you can also find the
 – case breakout level at 4 m (freefield conditions).

■ Accessories

Anti vibration mounts for installation indoors. Set of 4.

SDD-U Ref. No. 5627

External weather louvers to cover exhaust opening.

GB-WSG 710 Ref. No. 5641

Outdoor cover hood for outdoor installation.

GB-WSD 710 Ref. No. 5750

Condensate collector with condensate spigot for pipe connection.

GB-KW 710 Ref. No. 5646

On/Off and 2-speed switch for 3-phase star/delta motors.

DS 2²⁾ Ref. No. 1351

Type	Ref. No.	Air flow volume (FID)	R.P.M.	Sound press. level case breakout	Motor power (nominal)	Current full load	Current speed controlled	Wiring diagram	Maximum air flow temperature full load	Nominal weight (net)	5 step transformer controller with motor protect. unit	5 step transformer controller without motor protect. unit	Full motor protection unit using the thermal contacts				
		V m ³ /h	min ⁻¹	dB(A) at 4 m	kW	A	A	Nr.	+°C	+°C	Type	Ref. No.	Type	Ref. No.	Type	Ref. No.	
2 speed motor, 3 Phase motor, 400 V / 3 ph. / 50 Hz, Y/Δ-wiring, protection to IP 54																	
GBD 710/6/6	5525	16500/18700	690/890	46	1.55/2.45	2.90/4.70	4.70	867	50	50	157	RDS 7	1578	TSD 7.0	1504	M4¹⁾	1571

¹⁾ incl. operation and 2 speed switch ²⁾ required full motor protection unit: model MD, Ref. No. 5849