





**PHOTOGRAPHIC SCHEDULE AND DESCRIPTION OF MATERIALS FOR MENAGE / TRAINING AREA – J H CHESTER, ROWLEY PARK FARM
PLANNING REFERENCE: 21/04125/FUL**

| Description of Existing Items | Photographic Evidence – July 2021 | Supporting Evidence / Example | Detailed Description |
|---|--|--|---|
| <p>STANDARD TREATED 11 / 12 FT WOODEN - 5 BAR FIELD GATE WITH DIAMOND BRACES.</p> |  |  | <p>A TIMBER FIELD GATE – 11 / 12 FT. THIS IS A TRADITIONAL 5 BAR WOODEN GATE WITH FULL BRACING AND HEAVYWEIGHT TOP RAIL AND STYLES.</p> <p>SUITABLE FOR FARM, EQUESTRIAN AND RESIDENTIAL USE, A GOOD VALUE VERY POPULAR GATE. AVAILABLE IN A PRESSURE TREATED SOFTWOOD FOR LONG LIFE.</p> |
| <p>GALVANISED METAL FITTINGS – WITH WOODEN TREATED HANGING AND CLAPPING POSTS.</p> |  |  | <p>STANDARD METAL GATE FITTINGS - COMPLETE / ADJUSTABLE TIMBER GATE HANGING & HINGE SET SUITABLE FOR ALL TIMBER GATES.</p> <p>STANDARD TREATED WOODEN HANGING AND SLAMMING / CLAPPING GATE POSTS.</p> <p>WOODEN POSTS – APPROXIMATE DIMENSIONS 125MM X 75MM SECTION.</p> |

**PHOTOGRAPHIC SCHEDULE AND DESCRIPTION OF MATERIALS FOR MENAGE / TRAINING AREA – J H CHESTER, ROWLEY PARK FARM
PLANNING REFERENCE: 21/04125/FUL**

| | | | |
|---|--|--|--|
| <p>POST AND RAIL TREATED WOODEN FENCE (2 RAILS INSTALLED).</p> |  |  | <p>THE FENCING COMPRISES OF SAWN SQUARE SECTION VERTICAL POSTS, WITH TWO HORIZONTAL RAILS, NAILED TO THE POSTS. APPROXIMATELY ALLOW ONE POST FOR EVERY 1.8 M OF FENCE, PLUS ONE FOR THE END OF THE RUN.</p> <p>SIZE OF WOODEN POSTS APPROXIMATELY - 125MM X 75MM SECTION, WEATHERED ONE WAY. SAWN FINISH LENGTH 1.8M - 2.1M AND RAIL FENCING (NAILED) WITH SQUARE RAILS 100 X 38MM SECTION, SAWN FINISH 3.6M LONG.</p> |
| <p>POST AND RAIL TREATED WOODEN FENCE (2 RAILS INSTALLED).</p> |  |  | <p>THE FENCING COMPRISES OF SAWN SQUARE SECTION VERTICAL POSTS, WITH TWO HORIZONTAL RAILS, NAILED TO THE POSTS. APPROXIMATELY ALLOW ONE POST FOR EVERY 1.8 M OF FENCE, PLUS ONE FOR THE END OF THE RUN.</p> <p>SIZE OF WOODEN POSTS APPROXIMATELY - 125MM X 75MM SECTION, WEATHERED ONE WAY. SAWN FINISH LENGTH 1.8M - 2.1M AND RAIL FENCING (NAILED) WITH SQUARE RAILS 100 X 38MM SECTION, SAWN FINISH 3.6M LONG.</p> |

**PHOTOGRAPHIC SCHEDULE AND DESCRIPTION OF MATERIALS FOR MENAGE / TRAINING AREA – J H CHESTER, ROWLEY PARK FARM
PLANNING REFERENCE: 21/04125/FUL**

**WOODEN
TREATED KICK /
RETAINING
BOARDS.**



THE WOODEN KICK / RETAINING BOARDS AT THE SITE ARE DESIGNED TO ENSURE THAT THE SURFACE OF THE TRAINING AREA DOES NOT BLOW / MOVE AND TO ENSURE THE SAFETY OF ANY PERSONAL OR ANIMALS USING THIS AREA.

APPROXIMATE SIZE OF KICKBOARDS - 150MM X 25MM. THE KICKBOARD IS LOCATED AROUND THE FULL EDGE OF THE TRAINING AREA.

**WOODEN
TREATED KICK /
RETAINING
BOARDS.**



THE WOODEN KICK / RETAINING BOARDS AT THE SITE ARE DESIGNED TO ENSURE THAT THE SURFACE OF THE TRAINING AREA DOES NOT BLOW / MOVE AND TO ENSURE THE SAFETY OF ANY PERSONAL OR ANIMALS USING THIS AREA.

APPROXIMATE SIZE OF KICKBOARDS - 150MM X 25MM. THE KICKBOARD IS LOCATED AROUND THE FULL EDGE OF THE TRAINING AREA.

**PHOTOGRAPHIC SCHEDULE AND DESCRIPTION OF MATERIALS FOR MENAGE / TRAINING AREA – J H CHESTER, ROWLEY PARK FARM
PLANNING REFERENCE: 21/04125/FUL**

**RIDING ARENA
AND SURFACE
APPROXIMATE
SIZE 38.00 M X
20.00 M.**

**NO LIGHTING OR
ACCESS TRACK
HAS BEEN
INSTALLED AT
THIS SITE.**



**THE TRAINING SURFACE AT THIS SITE IS A
MIXTURE OF DARK SAND AND SHREDDED
TEXTILES / CARPET MATERIAL.**

**IN GENERAL, SURFACES OF THIS NATURE ARE
USED FOR JUMPING AND TEND TO BE
BIGGER, SPRINGIER MATERIALS THAN
THOSE FOR DRESSAGE - THE SHREDDED
CARPET / INSULATION MATERIAL IS IDEAL
FOR THIS. THIS IS BECAUSE IT'S FAIRLY
LIGHT, AND TENDS TO BED DOWN OVER
TIME INTO A SPRINGY MAT. THE USE OF THIS
TYPE OF MIXTURE ALSO PREVENTS ANY
DUST OR MOVEMENT OF MATERIALS.**

Name:.....MR A BARNE

Capacity of Signatory:.....AUTHORISED AGENT

Date:.....09.09.2021