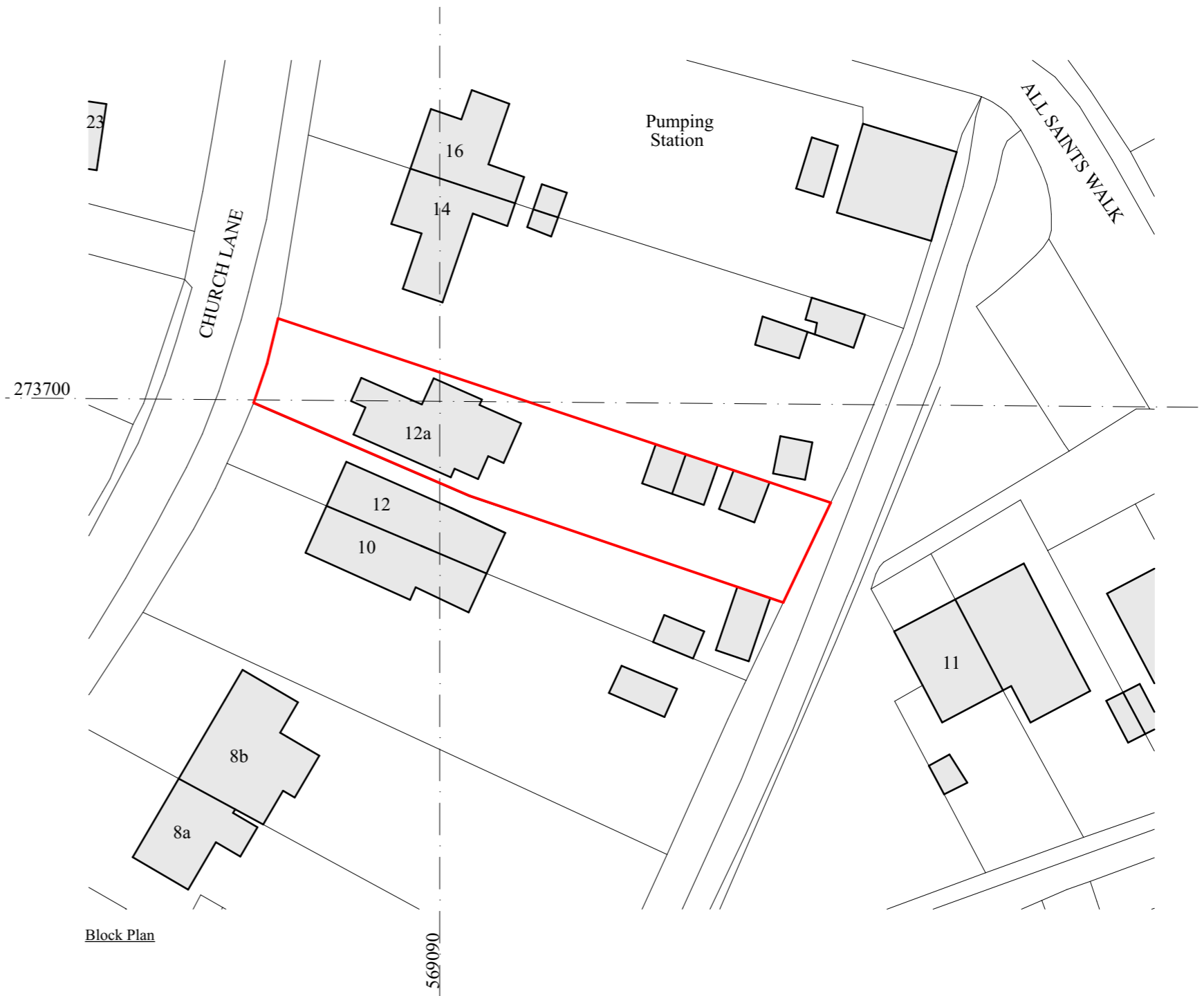




Location Plan



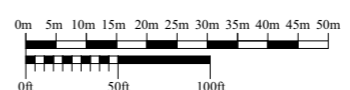
Block Plan

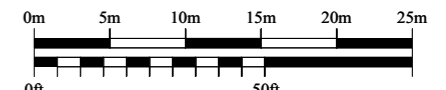

CAMERON BOSQUE
 Architects
 Missin Gate, Ely, CB7 4FW
 Tel: 07548658571
 Email: info@cameronbosque.com

Status Planning	Title Location and Block Plans
Client Name John Bramhill	Scale 1:1250 and 1:500@A3
Project Address 12A Church Lane, Worlington, Suffolk, IP28 8SG	Date 19.07.21
	Drawing Number 20139-0000
	Revision /

Rev	Date	Drawn by	Description
/	23.08.21	GC	Planning Issue

Ordnance Survey, (c) Crown Copyright 2021. All rights reserved. Licence number 100022432

Scale Bar 1:1250


Scale Bar 1:500


General Notes
 Do not scale from this drawing, apart from Town Planning purposes. Work to figure dimensions only. This drawing is the property of Cameron Bosque Architects Limited and copyright is reserved by them. This drawing is issued on the basis that it is not copied, used or disclosed by or to any unauthorised person without the prior written consent of Cameron Bosque Architects Limited. The drawing representative of the building or site and intended works. Contractors should carry out their own independent site surveys to confirm dimensions.

