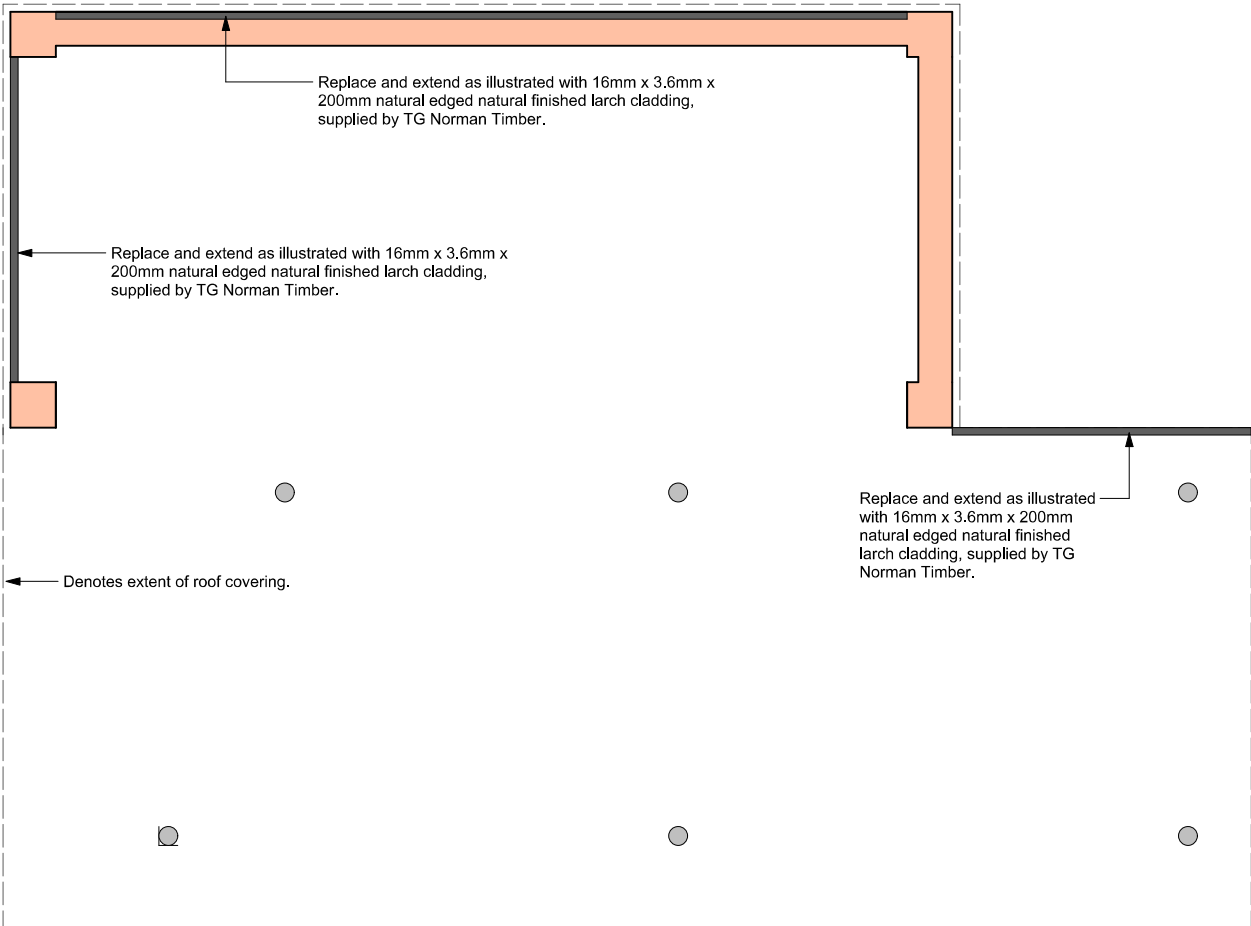




FLOOR PLAN  
EXISTING



FLOOR PLAN  
PROPOSED



ROOF PLAN  
EXISTING



ROOF PLAN  
PROPOSED

This drawing is copyright. Stated dimensions to be taken in preference to scaled dimensions. Any discrepancy must be reported to SWH Surveys Limited immediately and prior to the subject works proceeding.

**SWH SURVEYS**  
Consultant Surveyors & Valuers  
Tel: 01768 867243 (Office)  
Tel: 07824700909 (Surveyor)  
E-mail: info@swhsurveys.co.uk

Client: <b>Mr and Mrs Greening</b>	
Project Title: <b>Bellister Castle, Haltwhistle, Northumberland, NE49 0HZ</b>	
Drawing Title: <b>Floor Plans and Roof Plans (Existing and Proposed)</b>	
Drawn By: <b>C Wallace</b>	Date Drawn: <b>14-09-2021</b>
Scale: <b>1:100 @ A3</b>	Page Size: <b>A3</b>
Drawing Number: <b>002</b>	Revision: <b>-</b>