

Important Notes

Do not scale from this drawing.

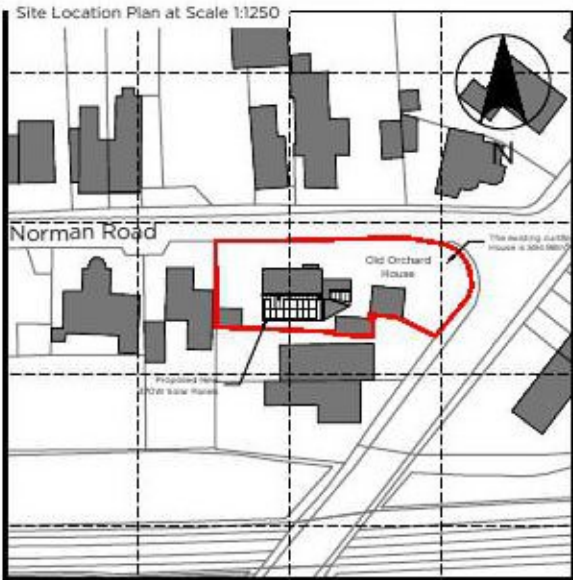
Contractors are to ensure that all works under their responsibility or the responsibility of their sub-contractors are constructed and / or manufactured to comply with all relevant national and / or local authority statutory requirements and in accordance with local building control and codes of practice.

This drawing is to be read in conjunction with all other relevant drawings, specifications, schedules and so forth, prepared by Invent Design Studio Ltd (a Invent Architecture & Design and others relating to the project or projects for which this drawing has been prepared).

All drawings and documents produced by Invent Design Studio Limited are solely to be used for the purposes in which they have been created, and are only for the named client(s) on this drawing. Whilst your nominated building contractor may choose to utilise the information produced within this drawing, accompanying drawings and documents for estimation or quotation purposes, they do so at their own risk - Invent Design Studio Limited will, at no point whatsoever be held liable for discrepancies found within any build phase of this project. Invent Design Studio Limited insists that you as the client procure and engage with competent persons for any works which follow on from this design contract.

Contractors and Sub-Contractors shall verify all illustrated dimensions and familiarise themselves with existing site conditions, locations and project requirements by way of a competent site attendance, prior to submitting an estimate or proposal for the works. Invent Design Studio Limited is not responsible for any information which is supplied by a third party which the named client(s) choose to engage with, either during a working contract or after it has been fulfilled. This includes (but is not limited to) LABC, Structural Engineers, Building Contractors, Topographical Surveyors, Tree Surveyors and Planning Consultants. Where a discrepancy is found with any drawings or documents, these must be reported to Invent Design Studio Limited (a Invent Architecture & Design) before any materials are ordered or works are undertaken.

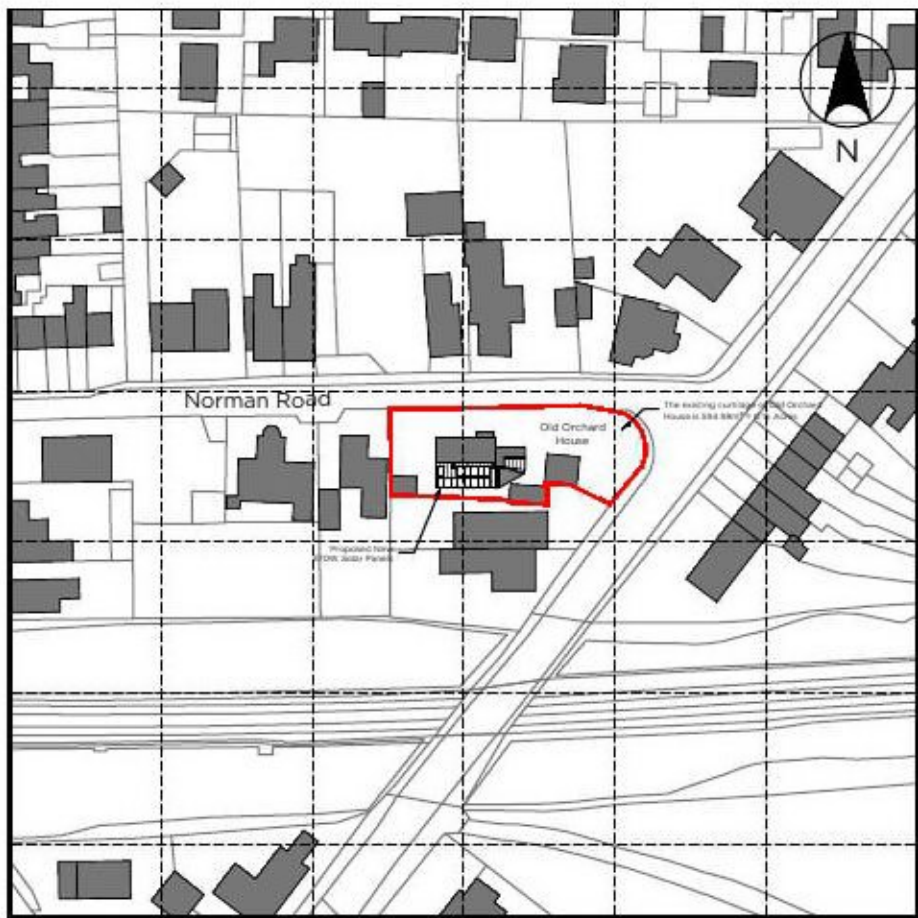
© This drawing is copyright and must not be reproduced without the permission of Invent Design Studio Limited (a Invent Architecture & Design).



0m 25m 50m
12.5m 37.5m Scale 1:1250 at A1

| Wall Legend | |
|-------------|--------------------|
| Existing | Studwork |
| Brickwork | Insulated Studwork |
| Blockwork | Removed |

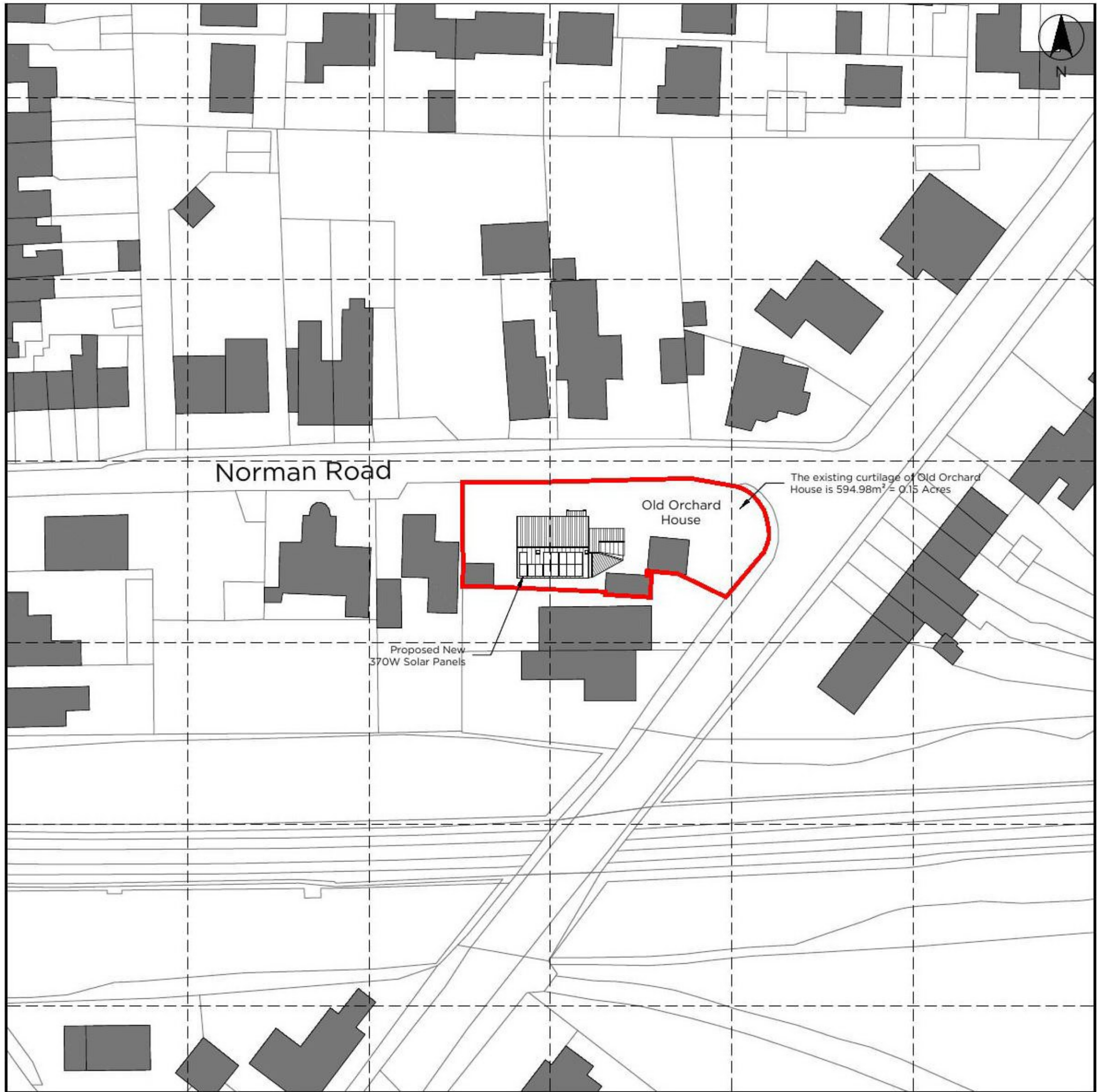
| Elevation Legend | |
|---------------------|-----------------|
| Brickwork | Render |
| Roof Tiles | Asphalt |
| Vertical Cladding | Clear Glazing |
| Horizontal Cladding | Obscure Glazing |



2.1 Proposed Site Location Plan
Scale 1:1250

0m 25m 50m 75m 100m 125m
12.5m 37.5m 62.5m 87.5m 112.5m Scale 1:1250 at A1

| Site Location Key | |
|-------------------|---|
| Red outline | Indicates Boundary Line of Proposed Development Land Owned by the Applicant |
| Blue outline | Indicates Boundary Line of Other Land Owned by the Applicant |



2.2 Proposed Block Plan
Scale 1:500

0m 10m 20m 30m 40m 50m
5m 15m 25m 35m 45m Scale 1:500 at A1

| Site Location Key | |
|-------------------|---|
| Red outline | Indicates Boundary Line of Proposed Development Land Owned by the Applicant |
| Blue outline | Indicates Boundary Line of Other Land Owned by the Applicant |

0m 1m 2m 3m 4m 5m
0.5m 1.5m 2.5m 3.5m 4.5m Scale 1:50 at A1



W: www.inventarchitecture.co.uk
E: info@inventarchitecture.co.uk
East Bridge House | East Street | Colchester | CO1 2TX

Client
Mr. & Mrs. White

Project
Old Orchard House, Norman Road, Manningtree, Essex. CO11 1DA

Drawing Title
Proposed Site Location & Block Plan

Stage
Householder Planning Application

Scale
1:500/1250 at A1

Date
11.08.2021

Drawing Number
HPA.002

Revision
-

Project Number
21.392

Drawn By
LS

Checked By
LS