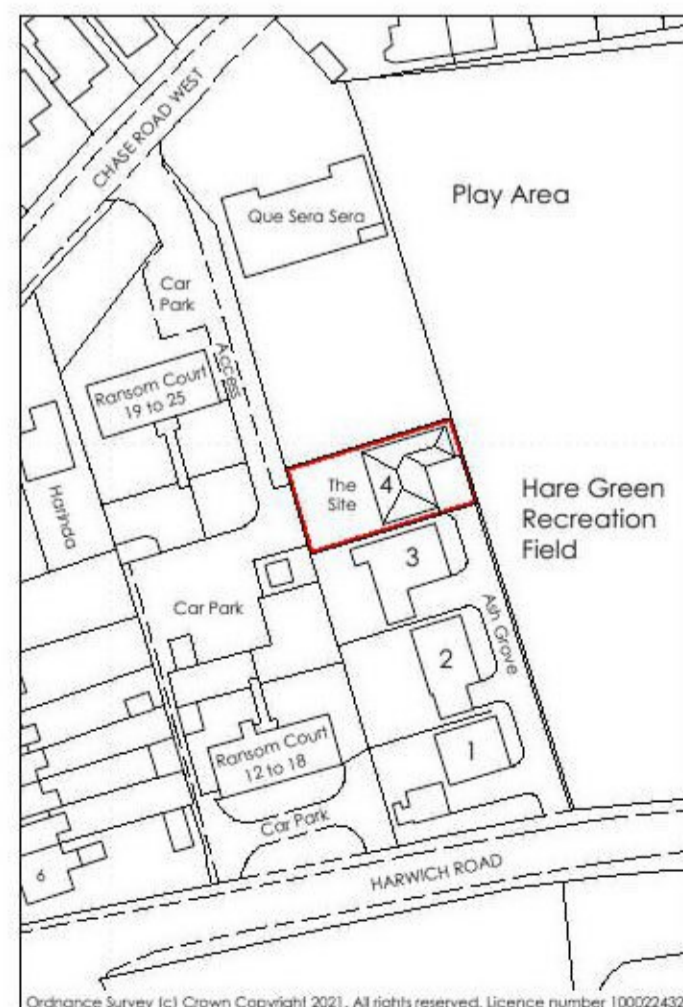
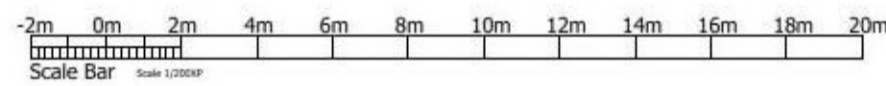


DO NOT SCALE FROM DRAWING.
 If you require clarification of any dimensions or details please contact Esposito Architecture Limited - See contact details below.
 This drawing should not be copied or reproduced in whole or in part, nor used in conjunction with any project with or without permission and remains the copyright of Esposito Architecture Limited.
 NOTE: When printing from a PDF, ensure print scaling is set to Actual Size (Not Scaled to Fit) as follows:
 File → Print → Page Sizing & Handling → Page Scaling → Actual Size


A2 SHEET



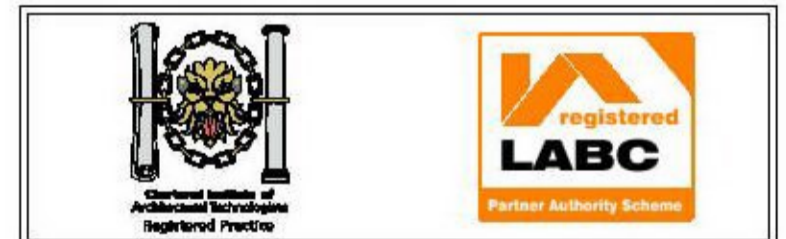
BLOCK PLAN



SITE LOCATION PLAN



Revisions:	
------------	--



ESPOSITO
 ARCHITECTURE LIMITED
 1 Meadow Close - Great Bromley - Colchester - Essex - CO7 7UG

Client: Mr and Mrs Dunne

Project: 4 Ash Grove, Great Bromley, Colchester, Essex.CO7 7UQ

Dwg Title: Site Location Plan and Block Plan

Date: September 2021	Scale: 1:200/1:1250 @ A2
Project: 1143	Dwg No: P-01
Status:	Rev: .

Status: Planning Issue