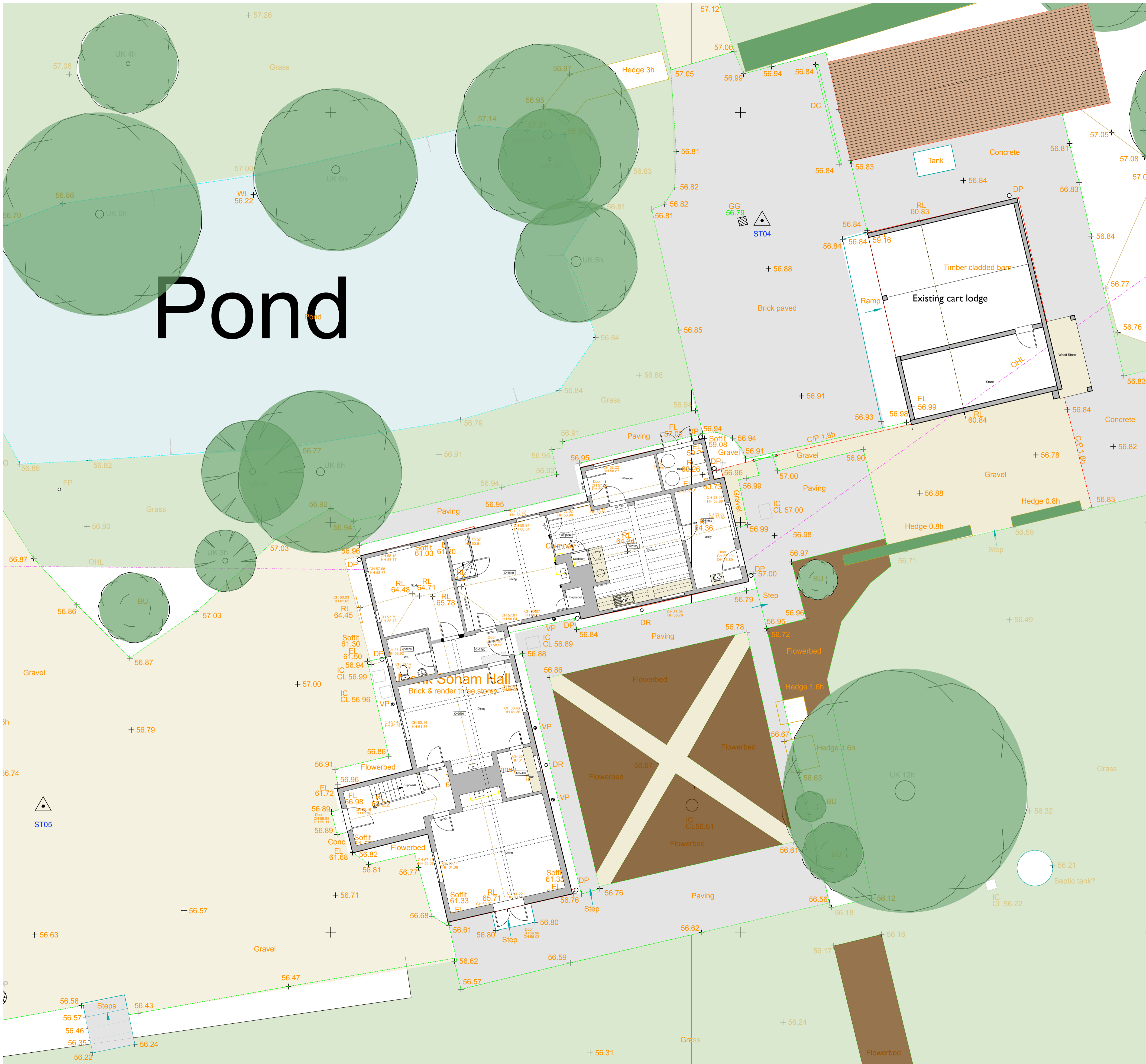
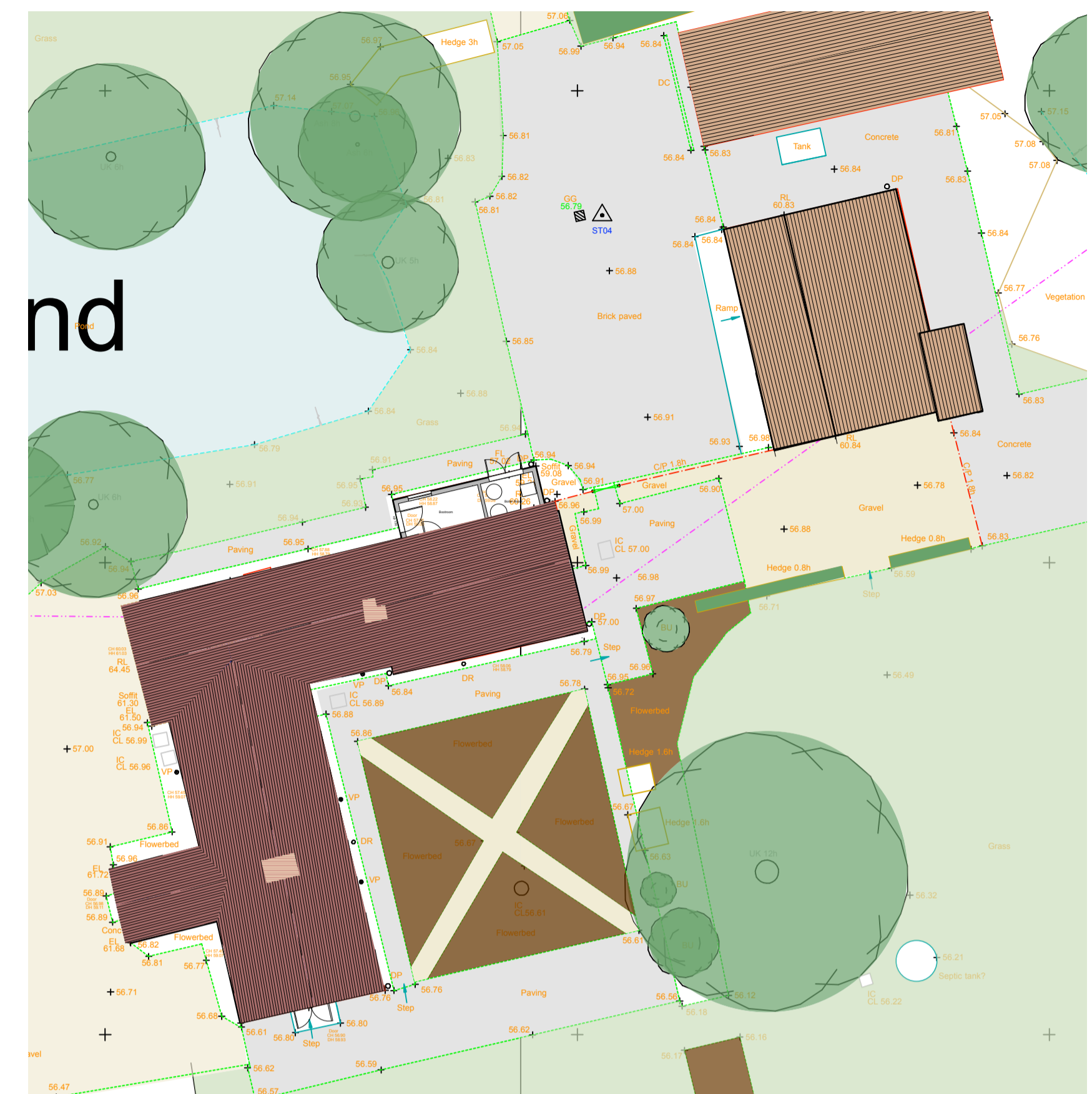



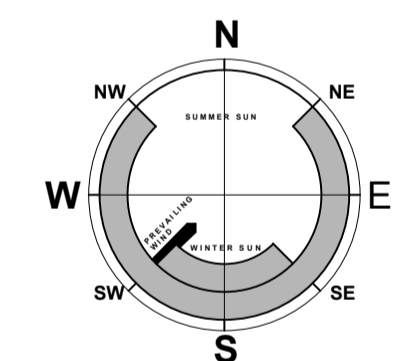
General Notes  
 1. Do not scale this drawing. All dimensions to be as noted. Contractor to check all dimensions on site before carry out works.  
 2. This drawing is for the private and confidential use of the client for whom it was undertaken and it should not be reproduced in whole or in part or relied upon by third parties for any use without the express written authority of Beech Architects Limited.



**SITE PLAN**  
 1:100 scale



**BLOCK PLAN**  
 1:200 scale



B - 20/9/21 Updated for planning application  
 Rev A - 18.01.21 Updated as per topographical survey

**Beech ARCHITECTS**  
 Church Farm Barn  
 The Street  
 Thorndon  
 Suffolk  
 IP23 7JR  
 enquiries@beecharchitects.com  
 01379 678442

**CLIENT**  
 Peter & Jane Cazalet

**PROJECT**  
 Monk Soham Hall  
 School Rd  
 Monk Soham  
 Woodbridge  
 IP13 7EN

**DRAWING**  
 Existing Site and Block Plans

SCALE	DATE	DRAWN BY	CHECKED
1:100 @ A1	Dec 2020	HF	
DRAWING NUMBER	JOB NUMBER	STATUS	REV
02	534	Not For Construction	B

This drawing is copyright and remains the property of Beech Architects Ltd. Original site. All scale shown will be incorrect if reproduced in any other format. All dimensions to be checked on site.