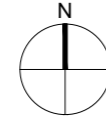
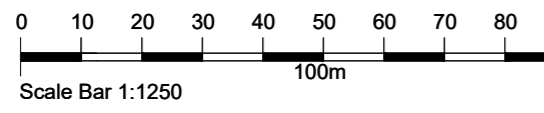
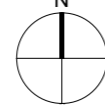
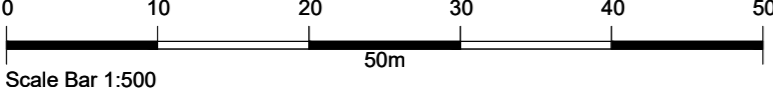


SITE LOCATION PLAN
Scale 1:1250



EXISTING BLOCK PLAN
Scale 1:500



Notes

1. Copyright Jessop and Cook Architects Limited.
2. Do not scale from drawings, all dimensions to be checked on site.

Revisions

PLANNING ISSUE

New Outbuilding
66 Churchway, Iffley Village
Oxford, OX4 4EF

for
Vyvyan Salmon

Drawing title
**Site Location and
Existing Block Plan**

**JESSOP & COOK
ARCHITECTS**

WEST WING, SECOND FLOOR
9 PARK END STREET
OXFORD OX1 1HH

T: 01865 591212
E: info@jessopandcook.co.uk
www.jessopandcook.co.uk

Scale at A2 1:1250, 1:500 Date Sep 21 Drawn by EOB Checked

Drawing number P.1559_001 Revision -