



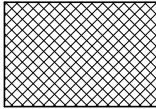

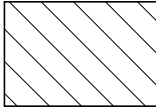


PLEASE NOTE:
 All dimensions to be checked on site by contractor.
 All dimensions in millimetres.
 Do not scale from drawing.
 Please check there have been no revisions to the drawing before starting work.
 All site levels to be confirmed on site before starting work.

Revisions:



-  HERAS Fencing for root protection
-  Parking area for site operatives and visitors
-  Area for unloading material
-  Storage of plant and materials
-  Wheel washing area with hose water connections, ACO drainage to discharge into drainage sump
-  Temporary area for dust created by beating of materials on site with fully vented extraction units to be disposed of. Forming an enclosed area to minimise the emissions dust.
-  Area for skip storage during demolition and construction for inert, non inert materials, recycling and waste.

Site management Key

1: 500

Site management

1: 500

CLARK ARCHITECTURAL SERVICES

clarkarchitectural.co.uk

0115 9314441

Client: John and Emma Hawthorne

Project: Flawborough Farms

Drawing: Site Management Plan - Barn Conversion

Date: 08/16/21

Project No: CC17-08

DWG No: 42

Scale: 1: 500

Drawn By: C.J.C.

Chk'd By: M.G.C.