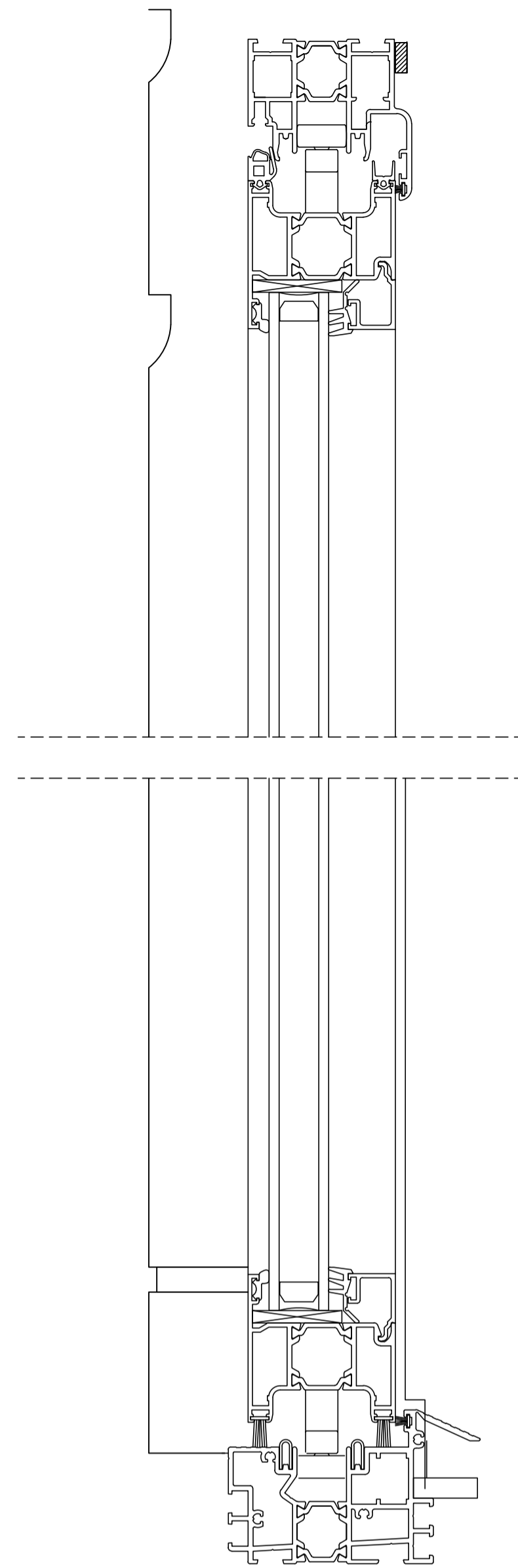



CONTRACTORS MUST CHECK ALL DIMENSIONS
 ONLY WORK FROM FIGURED DIMENSIONS
 DISCREPANCIES MUST BE REPORTED IMMEDIATELY TO THE ARCHITECT TO
 AWAIT INSTRUCTIONS BEFORE PROCEEDING
IF IN DOUBT - ASK

DATE | REVISION



TYPICAL SECTIONS

SCALE 1:2 @ A1



TYPICAL ELEVATION


SCALE 1:5 @ A1

PROPOSED EXTERNAL DOOR TYPE 1

DIMENSIONS	● 3495mm x 2100mm
DESCRIPTION	● ALUMINIUM 3 PIECE BI FOLDING DOORS
CORRESPONDING WINDOWS	● DG(e).05, DG(e).06, (2 No.)
CORRESPONDING ROOMS	● RG.10, RG.11
FINISH	● FACTORY FINISHED POLYESTER POWDER COATED FINISH - COLOUR - GREY

NOTES/REMARKS:

- PROPOSED NEW DOORS TO BE INSERTED IN TO A NEWLY FORMED STRUCTURAL OPENINGS - PROPOSED NEW LINTELS TO BE INSTALLED IN STRICT ACCORDANCE WITH THE STRUCTURAL ENGINEER'S DETAILS AND SPECIFICATIONS
- ALL DIMENSIONS TO BE CHECKED ON SITE;

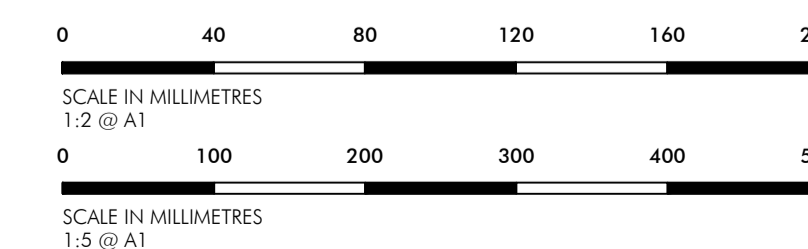


DOUBLE GLAZED PLAN OPTION

TYPICAL PLANS

SCALE 1:2 @ A1

DOOR SCHEDULE (SHEET 1)



LILLY LEWARNE ARCHITECTS

No. 1 Victoria Wharf, Malpas Road, Truro, Cornwall, TR1 1QH
 T: 01872 261000 E: architects@lillylewarne.co.uk
 www.lillylewarne.co.uk

CLIENT MR P SOLOMON
 DOWNINNEY MANOR
 LAUNCESTON
 PROJECT RENNOVATIONS AND EXTENSION
 TO DOWNINNEY MANOR
 LAUNCESTON
 DRAWING DOOR SCHEDULES
 AS PROPOSED

SCALE: AS SHOWN DIRECTOR: JSM
 DRAWN: DC CHECKED: PC

DRAWING STATUS: **PLANNING** DATE: SEP 2021

PROJECT NUMBER: **21035.3.022** STAGE: DRAWING NUMBER: REVISION: