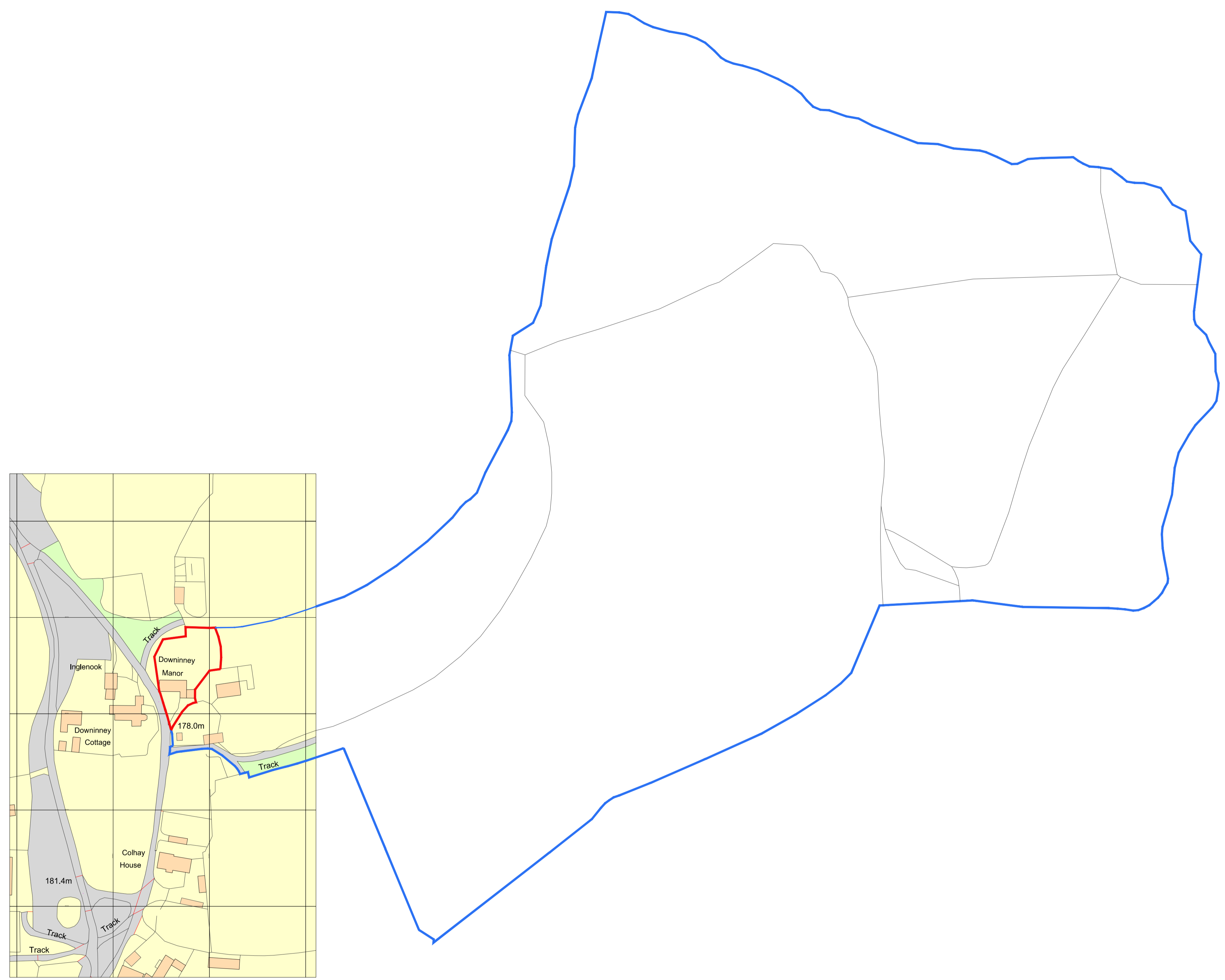
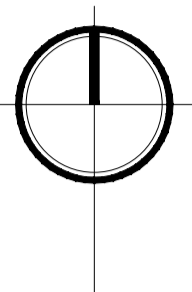


CONTRACTORS MUST CHECK ALL DIMENSIONS
 ONLY WORK FROM FIGURED DIMENSIONS
 DISCREPANCIES MUST BE REPORTED IMMEDIATELY TO THE ARCHITECT TO
 AWAIT INSTRUCTIONS BEFORE PROCEEDING
IF IN DOUBT - ASK

DATE	REVISION
05.10.21	A Red line has been amended to include domestic curtilage and blue line added to show ownership. Scale amended to A1



LILLY LEWARNE ARCHITECTS
 No. 1 Victoria Wharf, Malpas Road, Truro, Cornwall, TR1 1QH
 T: 01872 261000 E: architects@lillylewarne.co.uk
 www.lillylewarne.co.uk

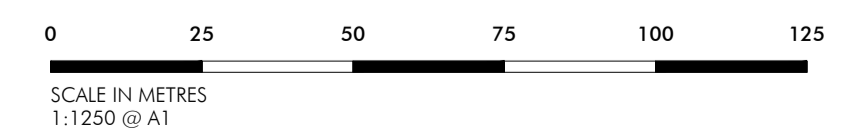
CLIENT MR P SOLOMON
 DOWNINNEY MANOR
 LAUNCESTON
 PROJECT RENNOVATIONS AND EXTENSION
 TO DOWNINNEY MANOR
 LAUNCESTON
 DRAWING SITE LOCATION PLAN
 AS EXISTING

SCALE: 1:1250@A1 DIRECTOR: JSM
 DRAWN: DC CHECKED: PC

DRAWING STATUS: **PLANNING** DATE: OCT 2021

PROJECT NUMBER: **21035.3.001** STAGE: DRAWING NUMBER: REVISION: **A**

SITE LOCATION PLAN
 SCALE: AS SHOWN



© LILLY LEWARNE PRACTICE 2021