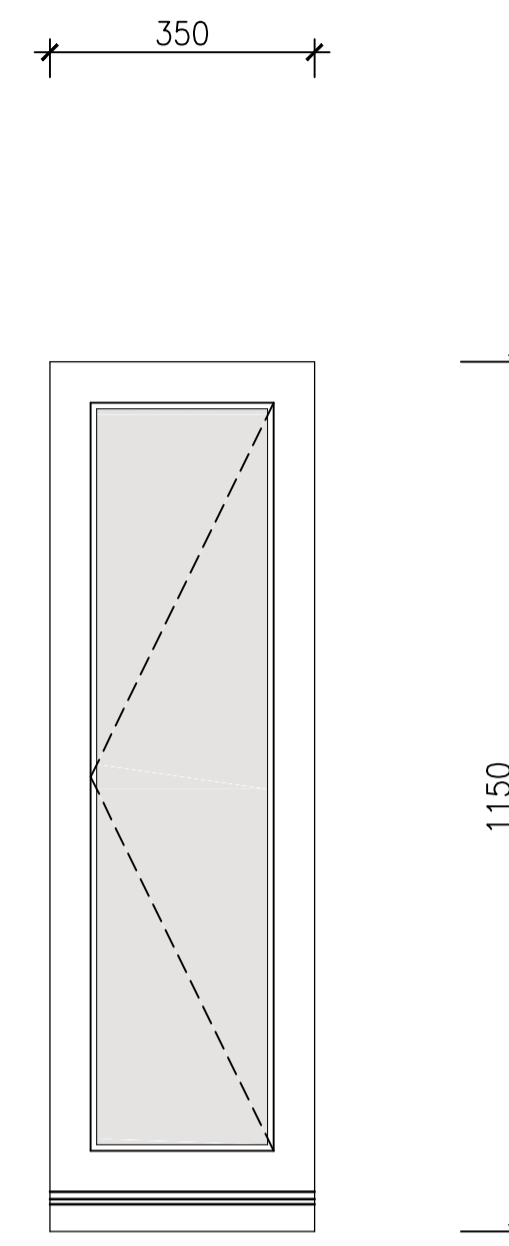
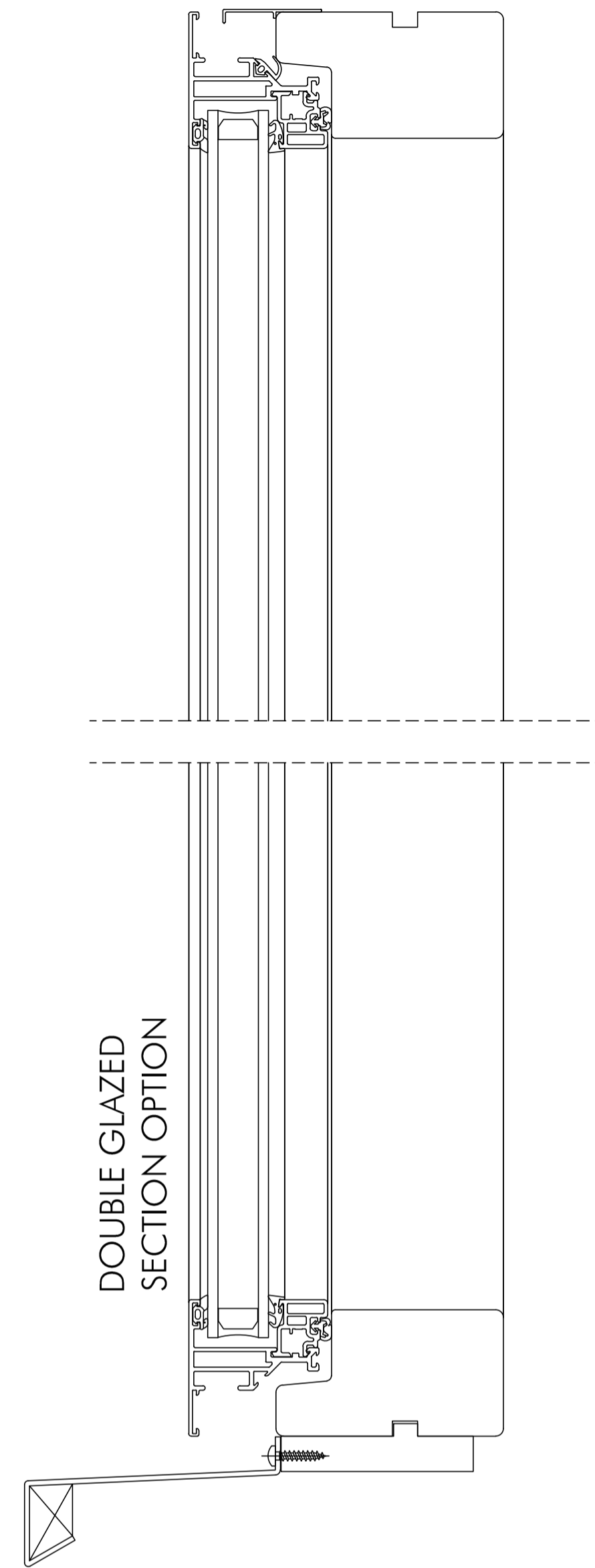


CONTRACTORS MUST CHECK ALL DIMENSIONS  
ONLY WORK FROM FIGURED DIMENSIONS  
DISCREPANCIES MUST BE REPORTED IMMEDIATELY TO THE ARCHITECT TO  
AWAIT INSTRUCTIONS BEFORE PROCEEDING  
**IF IN DOUBT - ASK**

DATE | REVISION



**PROPOSED EXTERNAL WINDOW TYPE 4**

DIMENSIONS	●	350mm x 1150mm
DESCRIPTION	●	ALUMINIUM SIDE HUNG
CORRESPONDING WINDOWS	●	WG.03
CORRESPONDING ROOMS	●	RG.08
FINISH	●	FACTORY FINISHED POLYESTER POWDER COATED FINISH - COLOUR - GREY

**NOTES/REMARKS:**

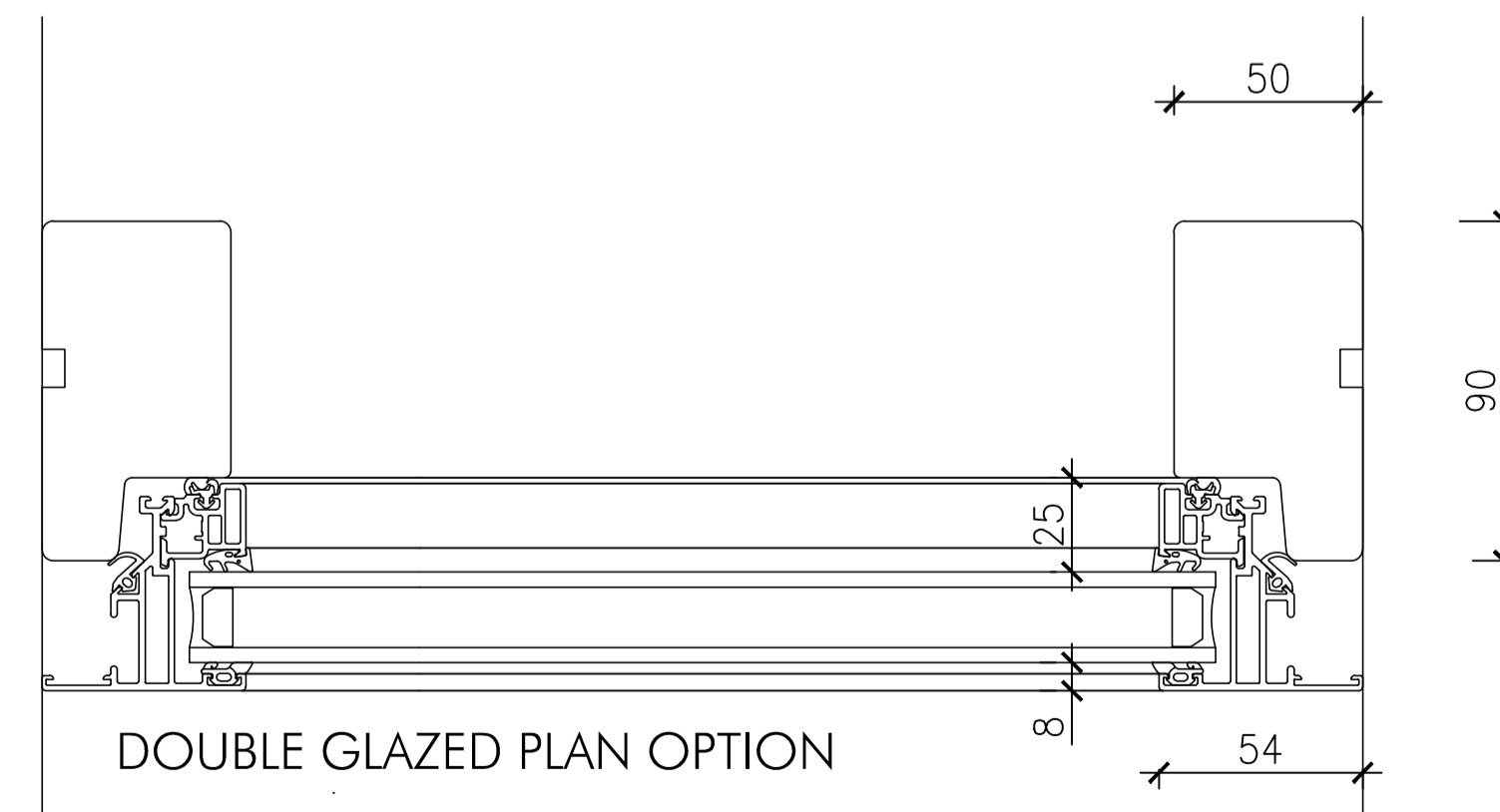
- PROPOSED NEW WINDOWS TO BE INSERTED IN TO A NEWLY FORMED STRUCTURAL OPENINGS - PROPOSED NEW LINTELS TO BE INSTALLED IN STRICT ACCORDANCE WITH THE STRUCTURAL ENGINEER'S DETAILS AND SPECIFICATIONS
- ALL DIMENSIONS TO BE CHECKED ON SITE;
- CONCEALED HINGES

TYPICAL SECTIONS

SCALE 1:2 @ A1

TYPICAL ELEVATION

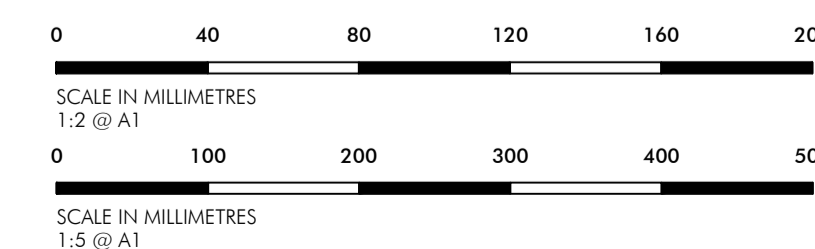
SCALE 1:5 @ A1



TYPICAL PLANS

SCALE 1:2 @ A1

**WINDOW SCHEDULE (SHEET 4)**



**LILLY LEWARNE ARCHITECTS**

No. 1 Victoria Wharf, Malpas Road, Truro, Cornwall, TR1 1QH  
T: 01872 261000 E: architects@lillylewarne.co.uk  
www.lillylewarne.co.uk

CLIENT MR P SOLOMON  
DOWNINNEY MANOR  
LAUNCESTON  
PROJECT RENOVATIONS AND EXTENSION  
TO DOWNINNEY MANOR  
LAUNCESTON  
DRAWING WINDOW SCHEDULES  
AS PROPOSED

SCALE: AS SHOWN DIRECTOR: JSM  
DRAWN: DC CHECKED: PC

DRAWING STATUS: **PLANNING** DATE: SEP 2021

PROJECT NUMBER: **21035.3.018** STAGE: DRAWING NUMBER: REVISION:

© LILLY LEWARNE PRACTICE 2021