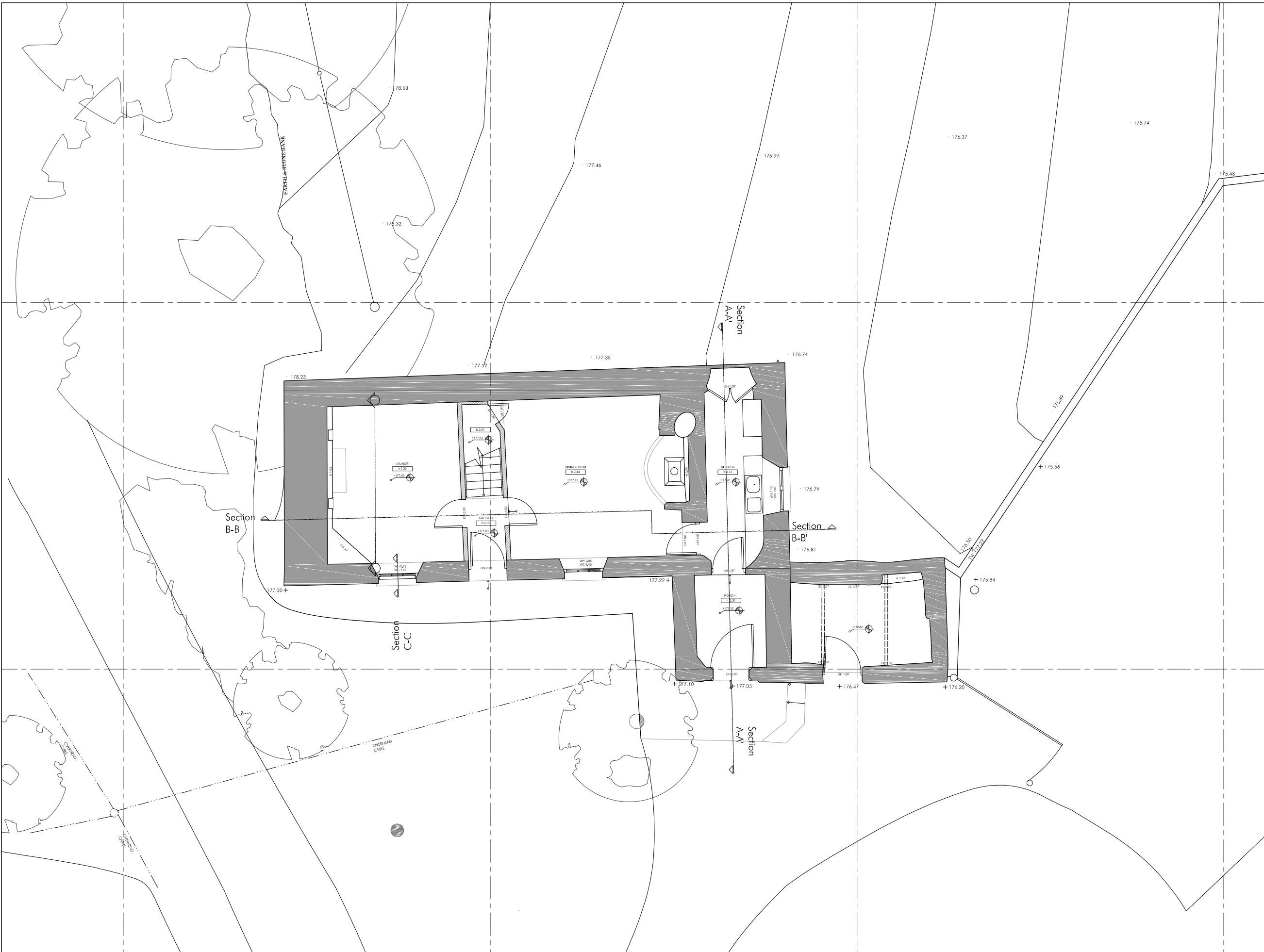
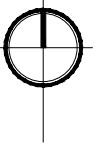


CONTRACTORS MUST CHECK ALL DIMENSIONS  
 ONLY WORK FROM FIGURED DIMENSIONS  
 DISCREPANCIES MUST BE REPORTED IMMEDIATELY TO THE ARCHITECT TO  
 AWAIT INSTRUCTIONS BEFORE PROCEEDING  
**IF IN DOUBT - ASK**

DATE | REVISION



**LILLY LEWARNE ARCHITECTS**

No.1 Victoria Wharf, Malpas Road, Truro, Cornwall, TR1 1QH  
 T: 01872 261000 E: architects@lillylewarne.co.uk  
 www.lillylewarne.co.uk

CLIENT MR P SOLOMON  
 DOWNINNEY MANOR  
 LAUNCESTON  
 PROJECT RENNOVATIONS AND EXTENSION  
 TO DOWNINNEY MANOR  
 LAUNCESTON  
 DRAWING GROUND FLOOR PLAN  
 AS EXISTING

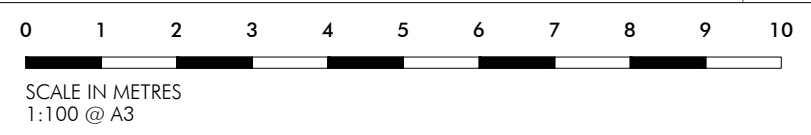
SCALE: 1:100@A3 DIRECTOR: JSM  
 DRAWN: DC CHECKED: PC

DRAWING STATUS: **PLANNING** DATE: SEP 2021

PROJECT NUMBER: **21035.3.002**

**GROUND FLOOR PLAN AS EXISTING**

SCALE: 1:100@A3



© LILLY LEWARNE PRACTICE 2021