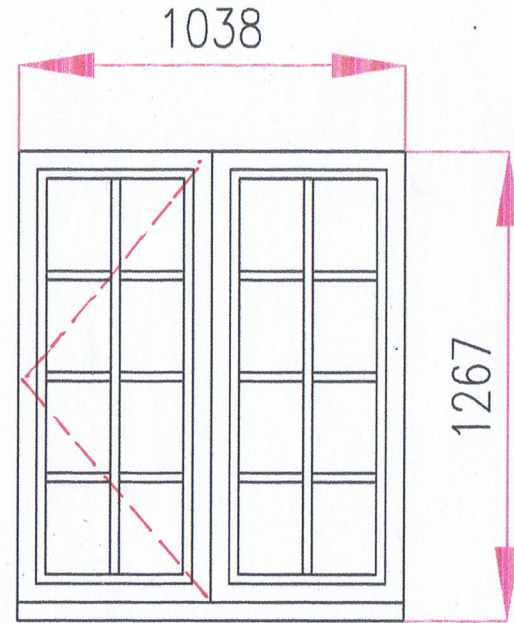
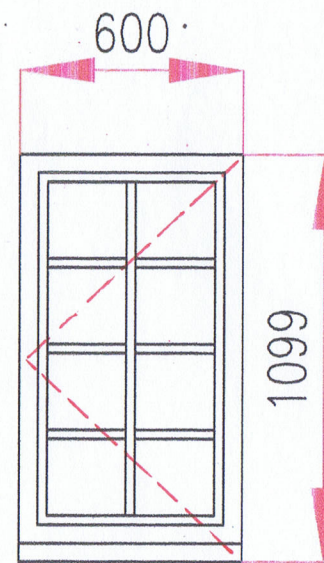


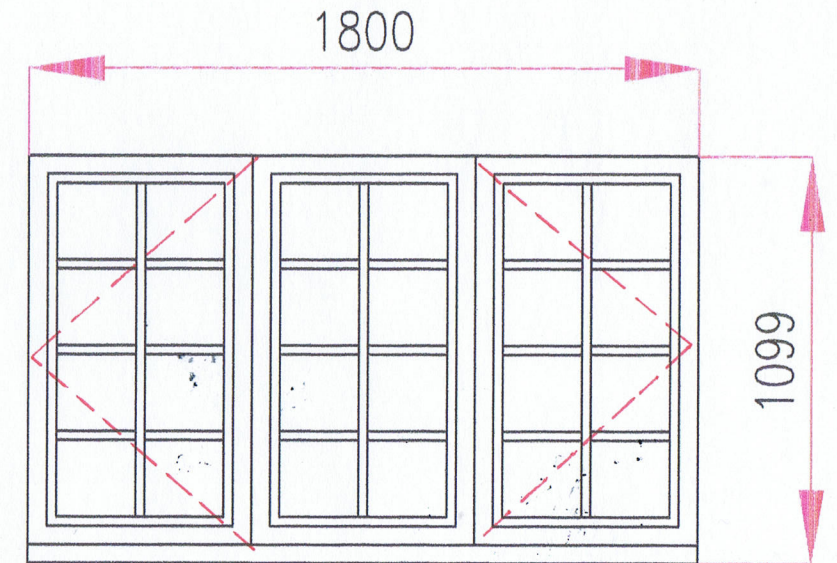
Bedroom 2



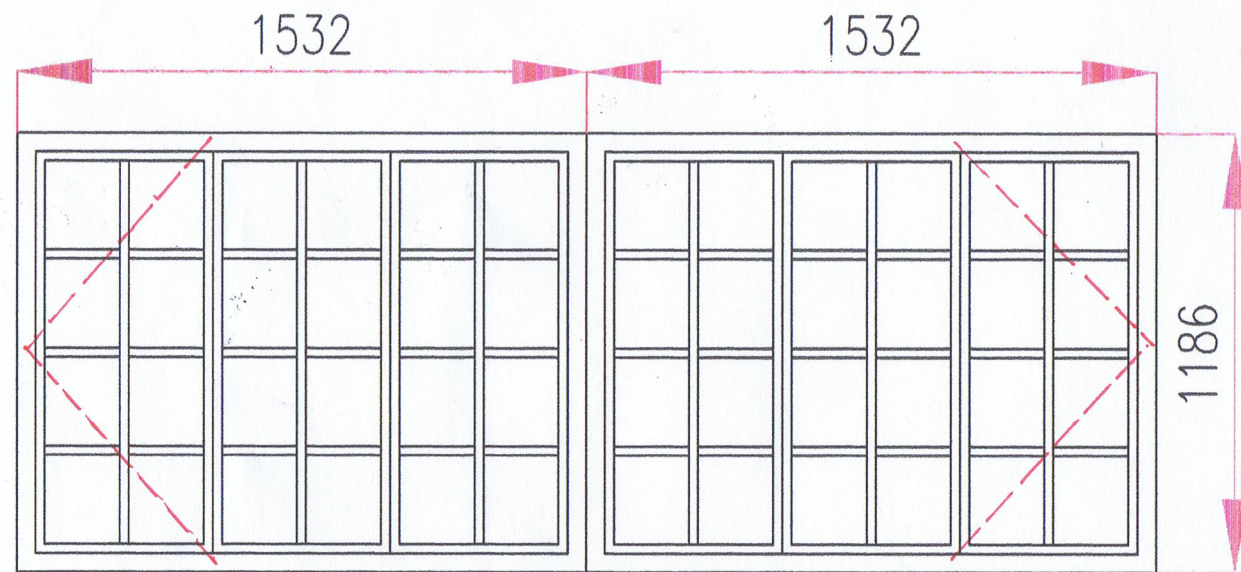
Kitchen



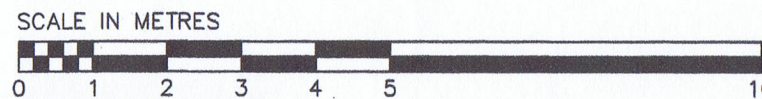
WC



Living



Living/Door Combo



For Planning Purposes Only

notes

Do not scale from this drawing. All dimensions are to be checked on site prior to work commencing or preparation of shop working drawings – any discrepancies should be notified immediately. This drawing is the copyright of JPD Architecture UK Ltd and should not be reproduced without prior written approval. This drawing is to be read in conjunction with all relevant specifications.

project		drawing title		
client	Mr & Mrs Pullen	Window Elevations		
project title	The Old Rectory, Ashford Road, Badlesmere Lees FAVERSHAM, ME13 0NX			
scale (A3)	date	project no.	drawing no.	revision
1:20	June 2021	JPD2135	10	0

The Studio, Tower Farm House,
Faversham Road, Boughton Aluph,
Ashford, Kent, TN25 4HT
e: thestudio@jpdarch.co.uk t: 01233 639822
w: www.jpdarchitecture.co.uk