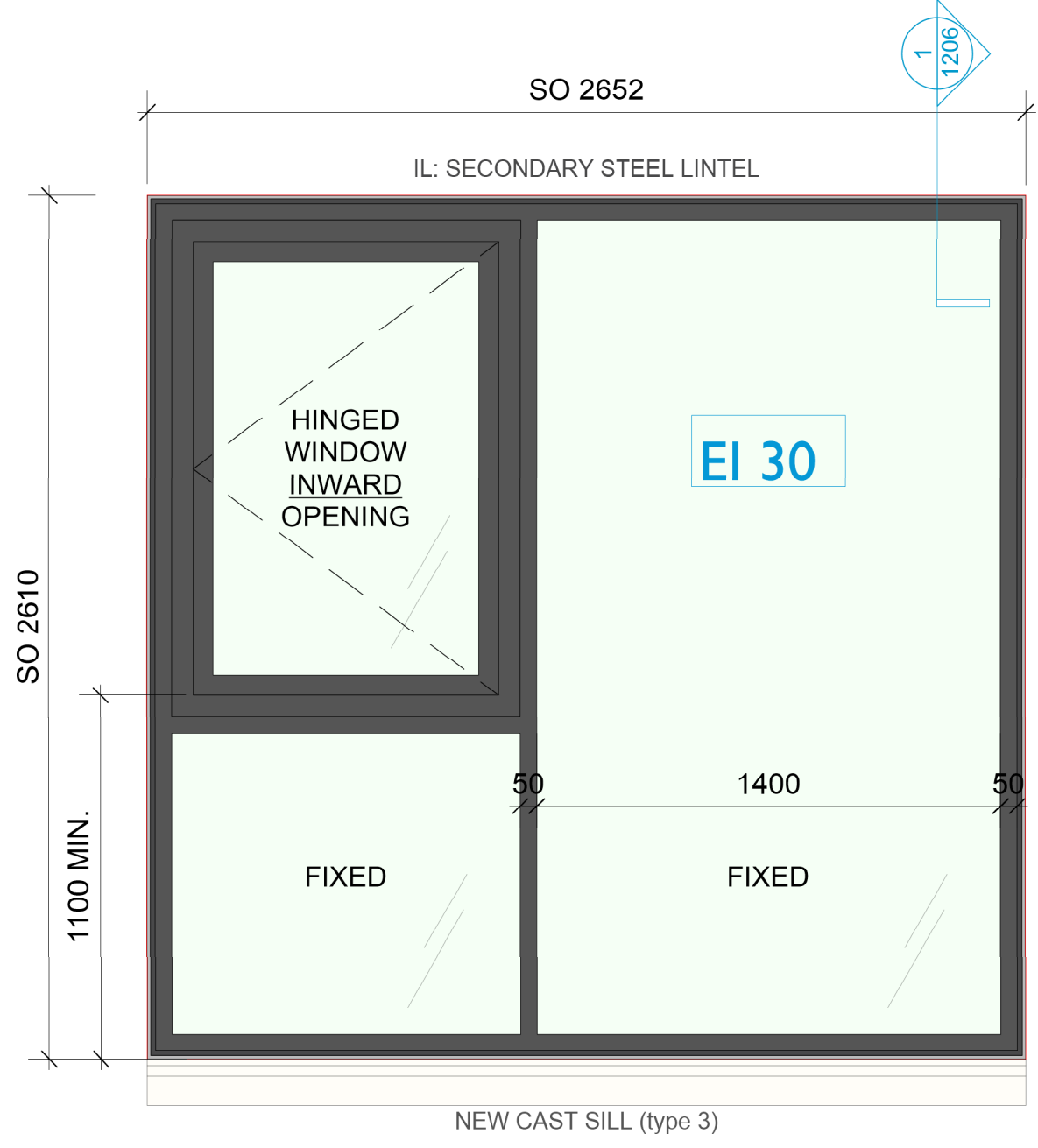


THIS DRAWING IS BASED ON DIMENSIONAL SURVEY INFORMATION PROVIDED BY OTHERS. THE ARCHITECT CANNOT ACCEPT RESPONSIBILITY FOR THE ACCURACY OF THIS SURVEY INFORMATION. THIS DRAWING SHOULD BE READ IN CONJUNCTION WITH ALL RELEVANT DRAWINGS, SPECIFICATIONS, SCHEDULES AND OTHER CONTRACT INFORMATION ISSUED BY THE ARCHITECT, STRUCTURAL ENGINEER, SERVICES ENGINEER AND ANY OTHER CONSULTANT EMPLOYED OR RETAINED BY THE EMPLOYER IN RESPECT OF THESE WORKS. REPORT ANY DISCREPANCIES, CONFLICTS, ERRORS OR OMISSIONS TO THE CA AND SEEK DIRECTIONS BEFORE PROCEEDING. ONLY DRAWINGS SHOWN WITH STATUS 'CONSTRUCTION' ARE TO BE USED FOR CONSTRUCTION. IN THE CASE OF NEW WORKS, ALL DIMENSIONS SHOWN ARE TO THE FACE OF MASONRY, THE CENTRE LINE OF STRUCTURAL STEEL MEMBERS, OR THE FINISHED FACE OF STUD PARTITIONS, UNLESS NOTED OTHERWISE. CONFIRM ALL DIMENSIONS AND LEVELS ON SITE PRIOR TO COMMENCING WORK. IF IN DOUBT ASK! THIS DRAWING REMAINS THE COPYRIGHT OF BURRELL FOLEY FISCHER LLP

**NOTE:**

- EI 30 30 MINS FIRE INTEGRITY AND INSULATION
- EI 60 60 MINS FIRE INTEGRITY AND INSULATION
- NFR NOT FIRE RATED



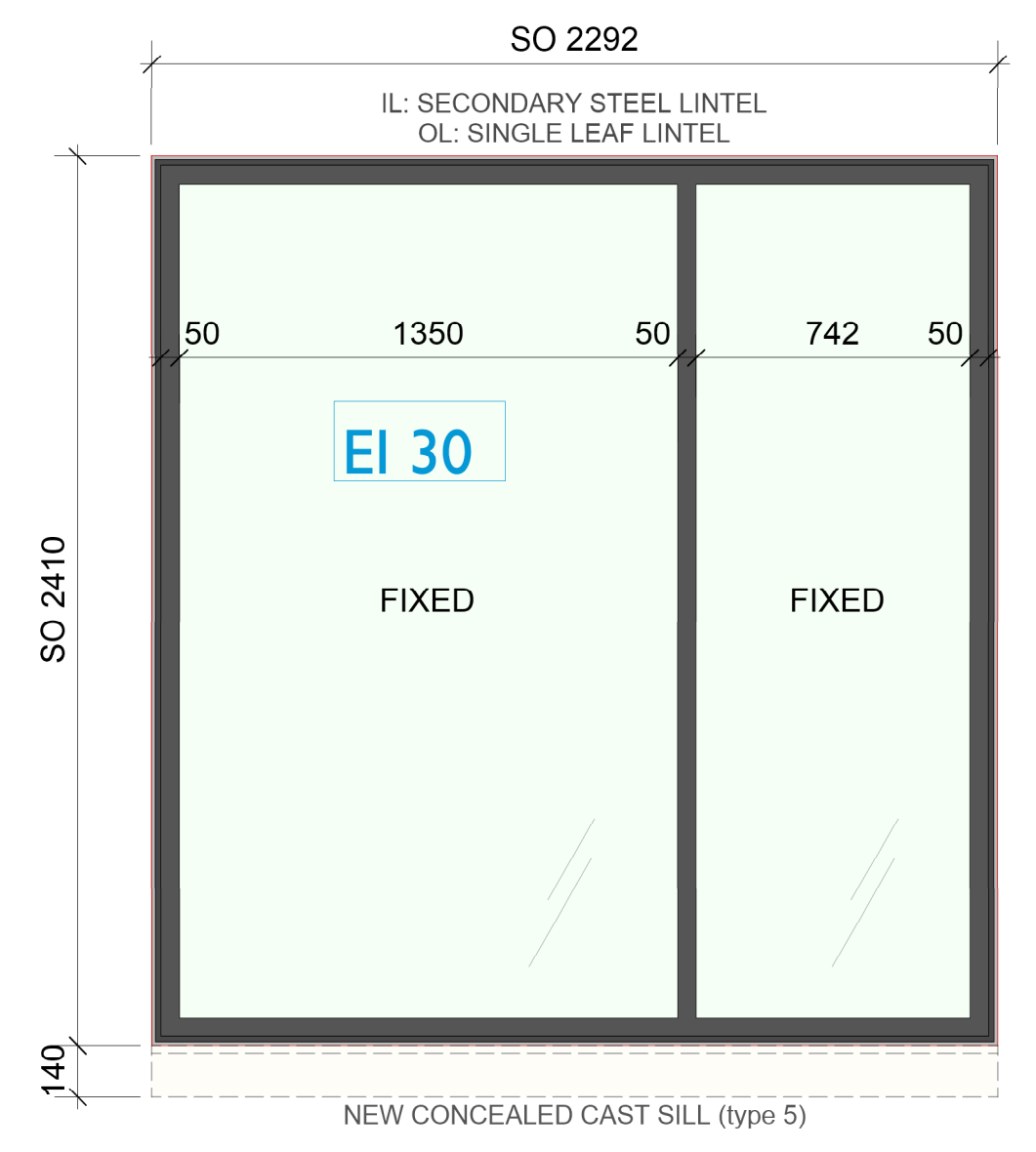
**W4(+2.N.08)**

CW TYPE 11C - Schueco FW 50 BF Curtain Walling as H11/112 with AWS 70 FR30 Window inset as L10/332



**W1 (+1.R.01)**

CW TYPE 11B - Schueco FW50 Curtain Walling - Multiple fixed pane - as H11/112



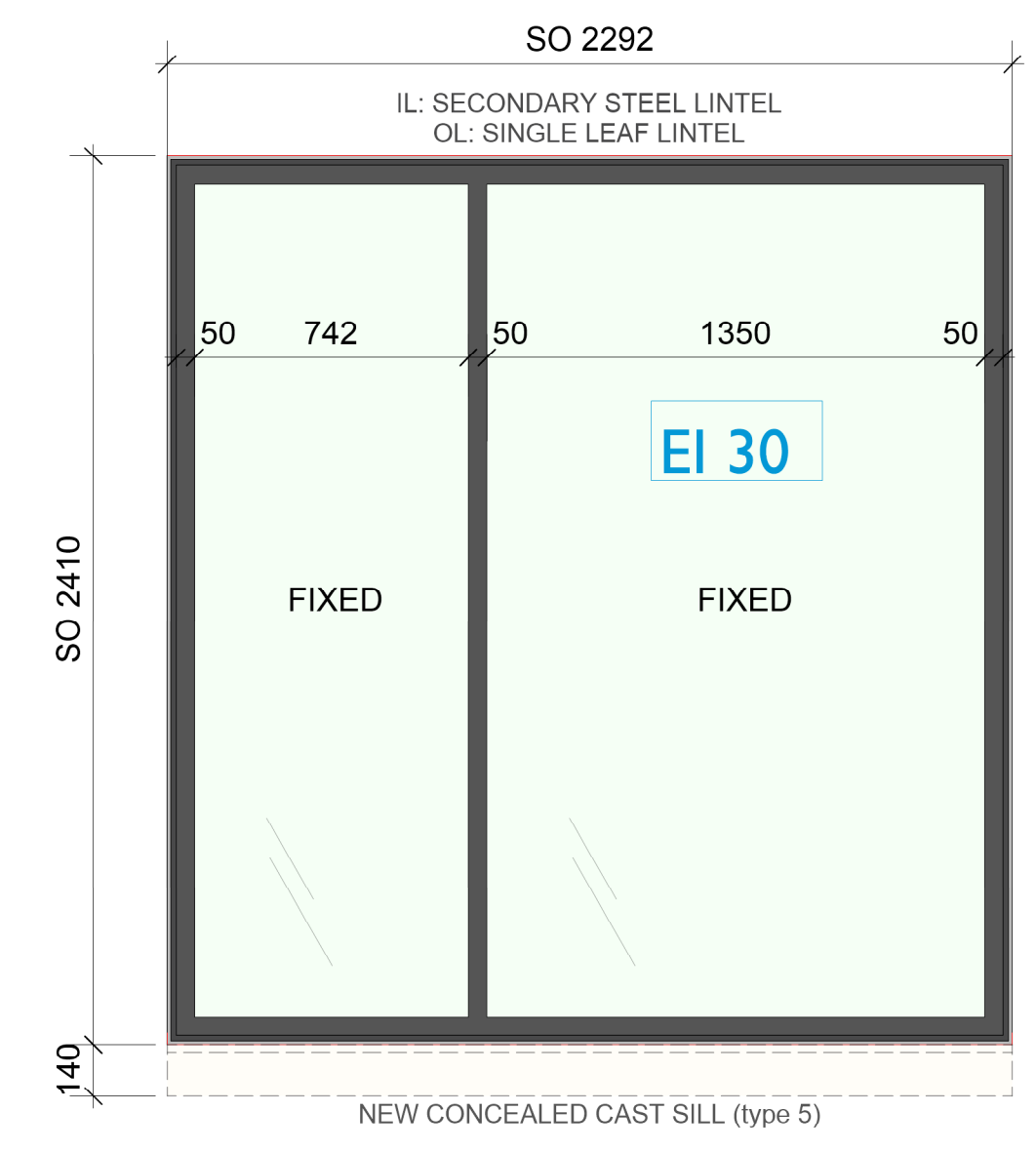
**W2 (+1.R.01)**

CW TYPE 11B - Schueco FW50 Curtain Walling - Multiple Fixed panes - as H11/112



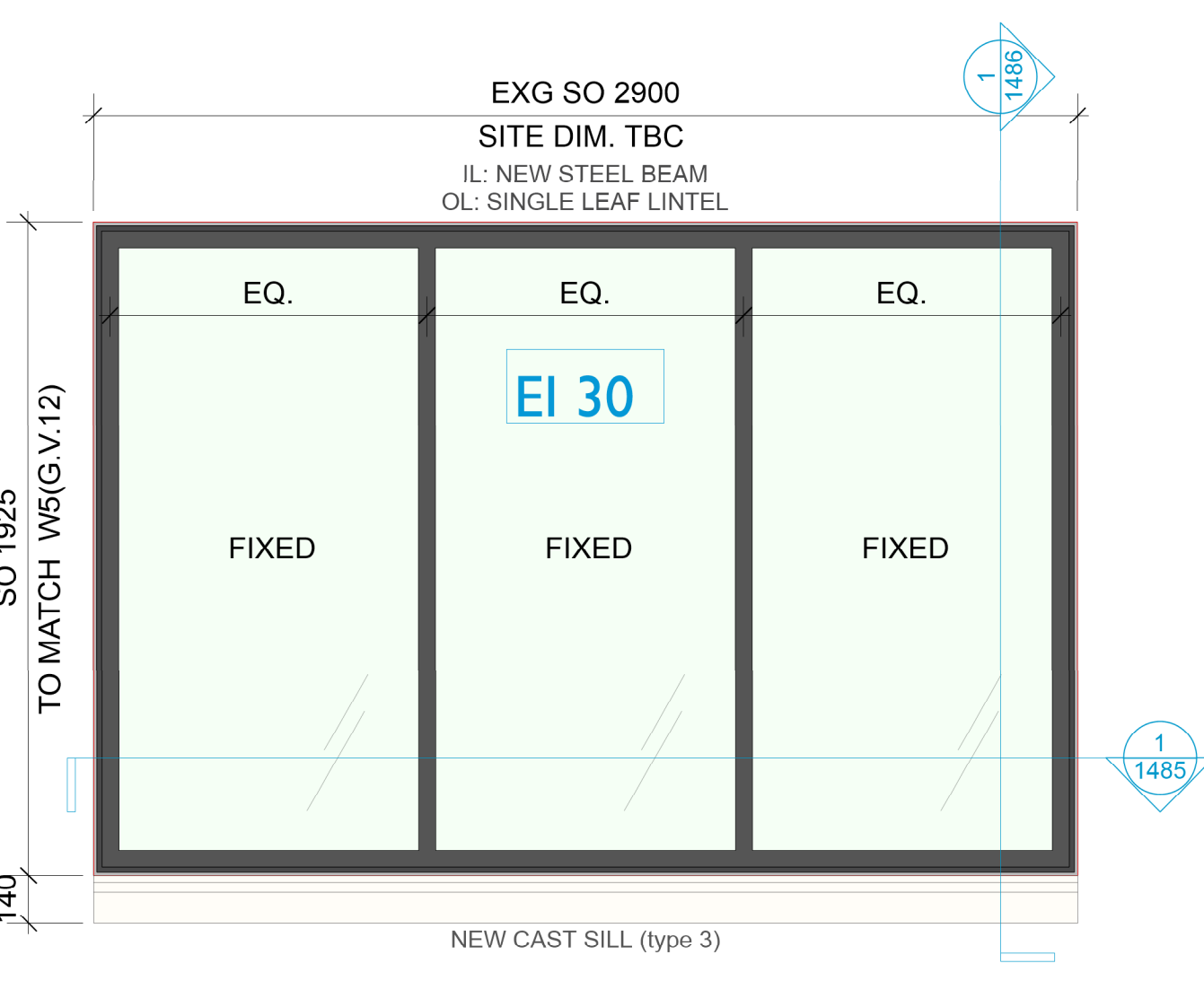
**W4(+1.N.08)**

CW TYPE 11C - Schueco FW 50 BF Curtain Walling as H11/112 with AWS 70 FR30 Window inset as L10/332



**W3 (+1.N.08)**

CW TYPE 11B - Schueco FW50 Curtain Walling - Multiple Fixed panes - as H11/112



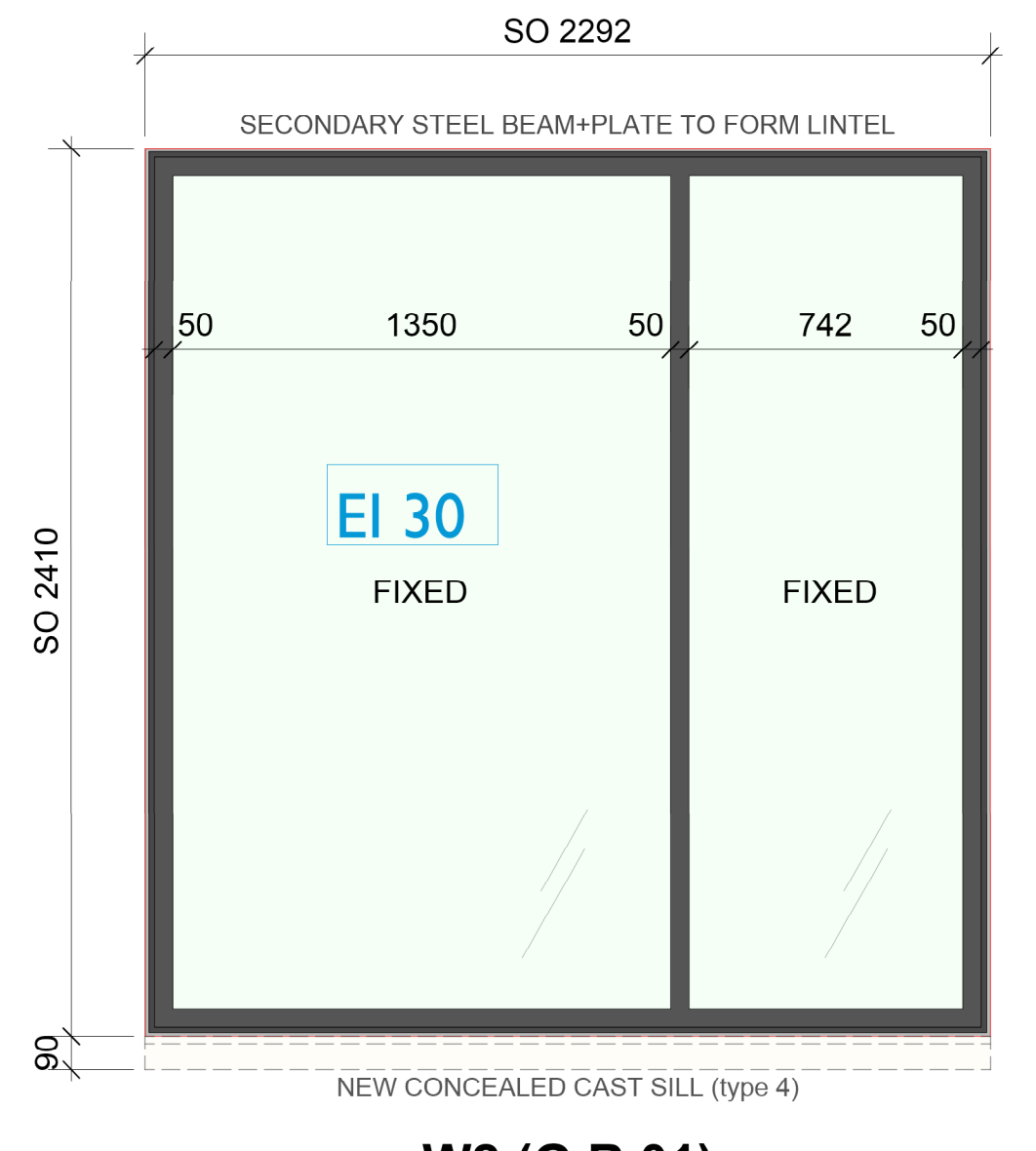
**W6 (G.V.12)**

CW TYPE 11B - Schueco FW50 Curtain Walling - Multiple fixed pane - as H11/112



**W5 (G.V.12)**

CW TYPE 11A - Schueco FW50 Curtain Walling - Single fixed pane - as H11/112



**W2 (G.R.01)**

CW TYPE 11B - Schueco FW50 Curtain Walling - Multiple Fixed panes - as H11/112

P1 ISSUED FOR DISCHARGE OF CONDITIONS PM/JK 29/09/2021  
 REV. NOTES: BY/CHKD. DATE:  
 DRAWING STATUS: DISCHARGE OF CONDITIONS

**BURRELL FOLEY FISCHER**  
 ARCHITECTS AND URBAN DESIGNERS  
 STUDIO 9 · 14 SOUTHGATE ROAD · LONDON · N1 3LJ · TEL: 020 7620 6114  
 45 NEWHALL STREET · BIRMINGHAM · B3 3QR · TEL: 0121 213 6364  
 www.bff-architects.co.uk mail@bff-architects.co.uk

JOB: YORK GUILDHALL COMPLEX

FOR: CITY OF YORK COUNCIL

AT: THE GUILDHALL YORK

DRAWING TITLE: PROPOSED FIRE RATED ALUMINIUM DOORS AND WINDOWS - 2of2

DATE: 10.06.20	SCALE: 1:20@A1
JOB NO: BFF/1321	DRAWN BY: JK
	CHECKED BY: IM
DWG NO: YGH-BFF-ZZ-ZZ-M2-A-1413	.P1