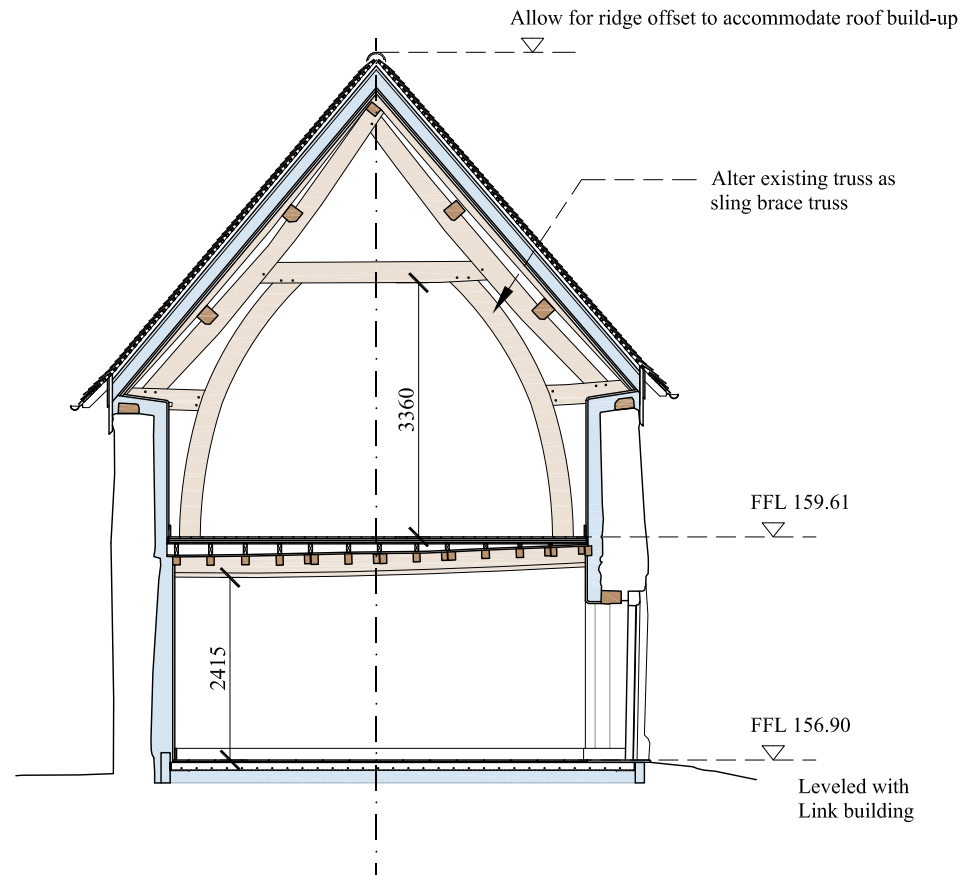
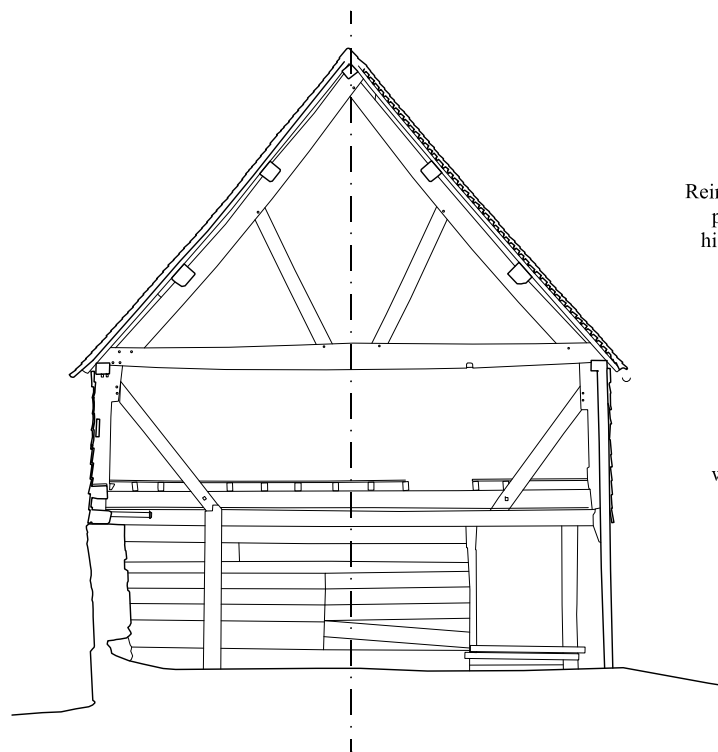


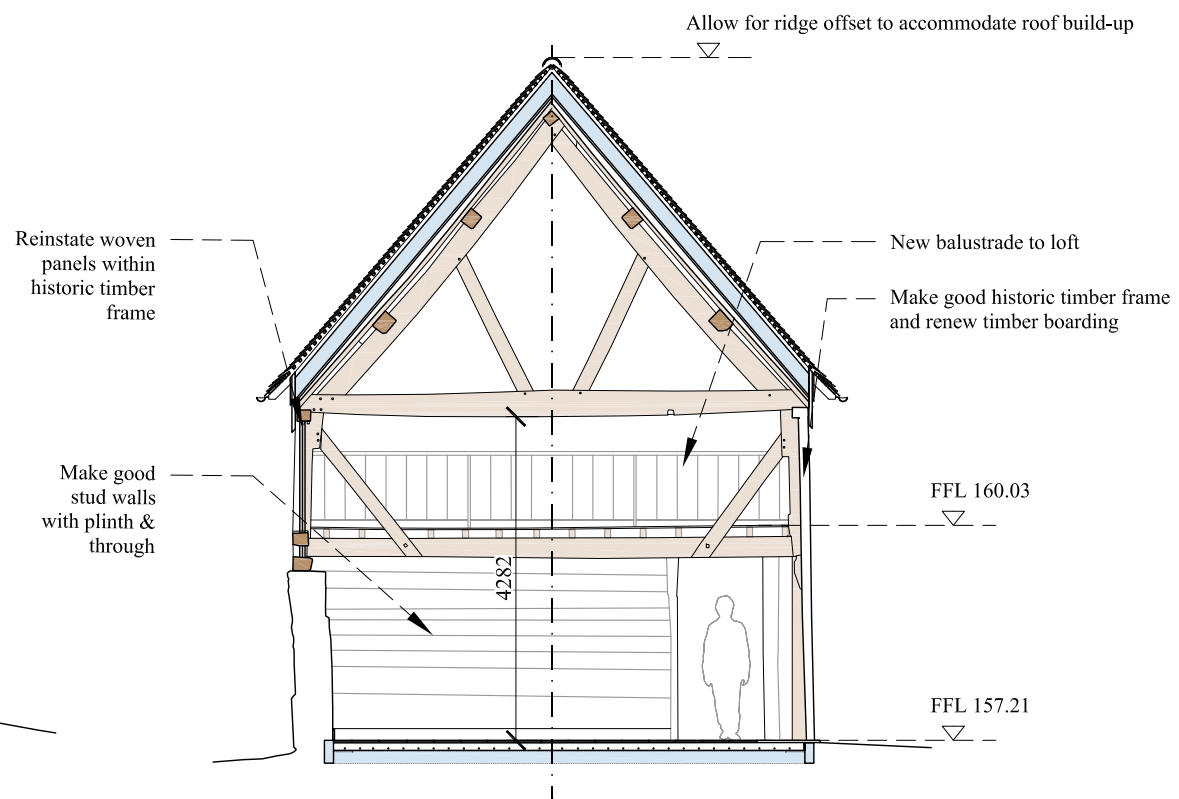
BARN 'A' - AS EXISTING  
SECTION CC - 1:100 @ A3



CROSS SECTION BARN 'A' - AS PROPOSED  
**OFFICE**  
SECTION CC - 1:100 @ A3



BARN 'A' - AS EXISTING  
SECTION DD - 1:100 @ A3



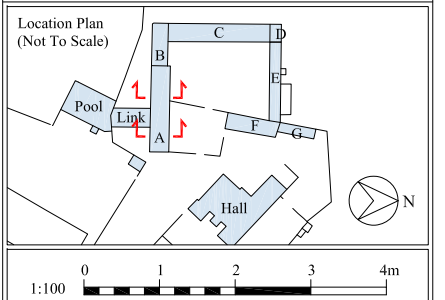
BARN 'A' - AS PROPOSED  
**PASSAGE THROUGH THRESHING BARN - DOUBLE HEIGHT**  
SECTION DD - 1:100 @ A3

**Notes**  
This drawing is the copyright of Giles Quarme Architects and cannot be printed or reproduced without prior permission.  
This drawing has been based on survey information provided by others.  
All dimensions and setting out must be verified on site before commencement of the work, and any discrepancies notified to the architect.  
All windows and doors are to fit into existing openings unless stated otherwise.  
All dimensions are in millimetres unless stated otherwise.

- Drawing Notes:**
- Surveyed and drawn by James Brennan Associates Chartered Surveyors for Arrol Architects Ltd & GQA - Issue date December 2020 & July 2021.
  - Survey grid is OS GPS & levels are related to ordnance survey GPS datum.
  - Units are meters.
  - Survey accuracy with a scale of 1:100.
  - To be read in conjunction with all PLBC drawings and information.

**KEY**

Proposed layer of insulation are highlighted in blue.



**PLANNING ISSUE**

Rev	By	Date	Description

Drawing Number  
**9801 PLBC (0) 402**

Project  
**Aston Hall Barns**  
Job No. 9801

Title  
**Proposals to Existing Barns:  
Typical Cross Sections**

Drawn GB	Checked GQ
Date 08 2021	Scale 1:100 @ A3

**Giles Quarme Architects**  
*Historic Building Architects & Consultants*  
7 Bishops Terrace London SE11 4UE  
020 7582 0748  
www.quarme.com  
mail@quarme.com