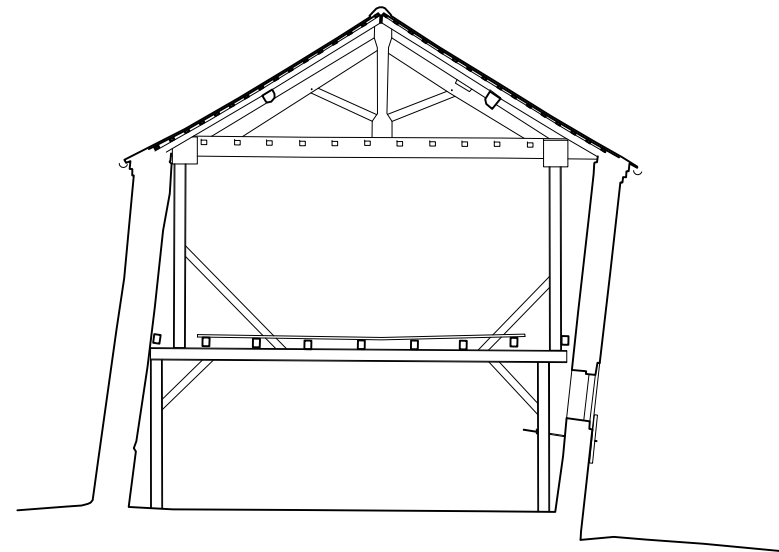
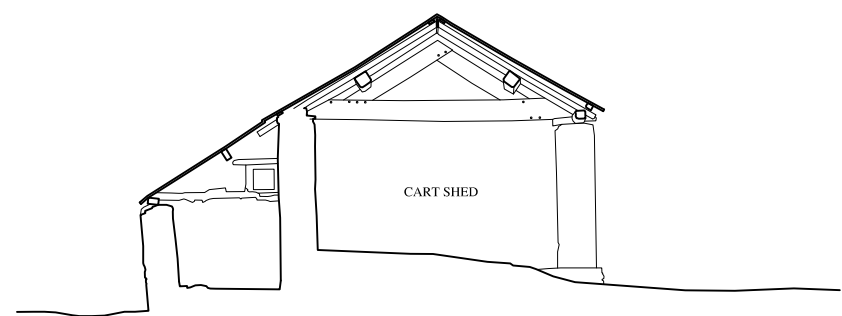


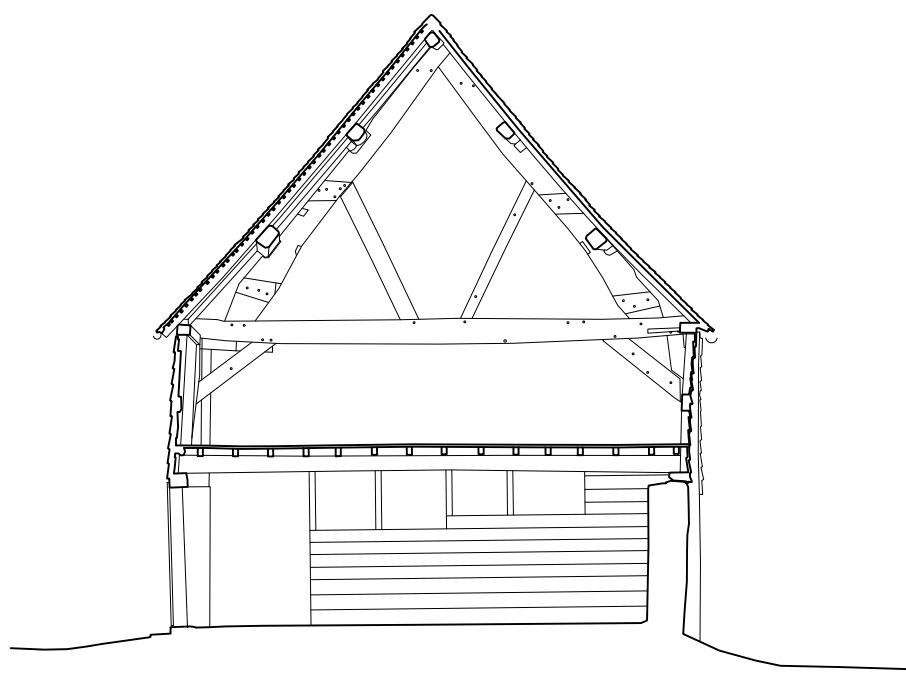
Section 1



Section 2



Section 3



Section 3

Notes
 This drawing is the copyright of Giles Quarme Architects and cannot be printed or reproduced without prior permission.
 This drawing has been based on survey information provided by others.
 All dimensions and setting out must be verified on site before commencement of the work, and any discrepancies notified to the architect.
 All windows and doors are to fit into existing openings unless stated otherwise.
 All dimensions are in millimetres unless stated otherwise.

Drawing Notes:

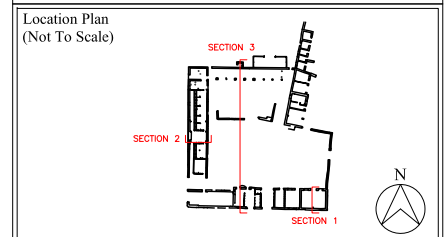
- Surveyed and drawn by James Brennan Associates Chartered Surveyors for Arrol Architects Ltd & GQA - Issue date December 2020 & July 2021.
- Survey grid is OS GPS & levels are related to ordnance survey GPS datum.
- Units are meters.
- Survey accuracy with a scale of 1:100.

SURVEY KEY

AL	Arch height
BL	Beam level
CL	Ceiling level
EGS	Electrical Switch Gear
H	Floor to window head
RWP	Rain Water Pipe
SH	Arch spring height
S	Floor to window sill
sh	Sill to window head height

SURVEY LEGEND

	Stair/ slope arrows point up
	Direction of floor boards
	Direction of roof slope (up)
	Floor to Ceiling Height



PLANNING ISSUE

Rev	By	Date	Description

Drawing Number
 9801 S (0) 041

Project
Aston Hall Barns
 Job No. 9801

Title
 General Arrangement Existing Survey:
 Cross Sections

Drawn GB	Checked GQ
Date 02 2021	Scale 1:100 @ A3

Giles Quarme Architects
Historic Building Architects & Consultants
 7 Bishops Terrace
 London
 SE11 4UE

020 7582 0748
 www.quarme.com
 mail@quarme.com