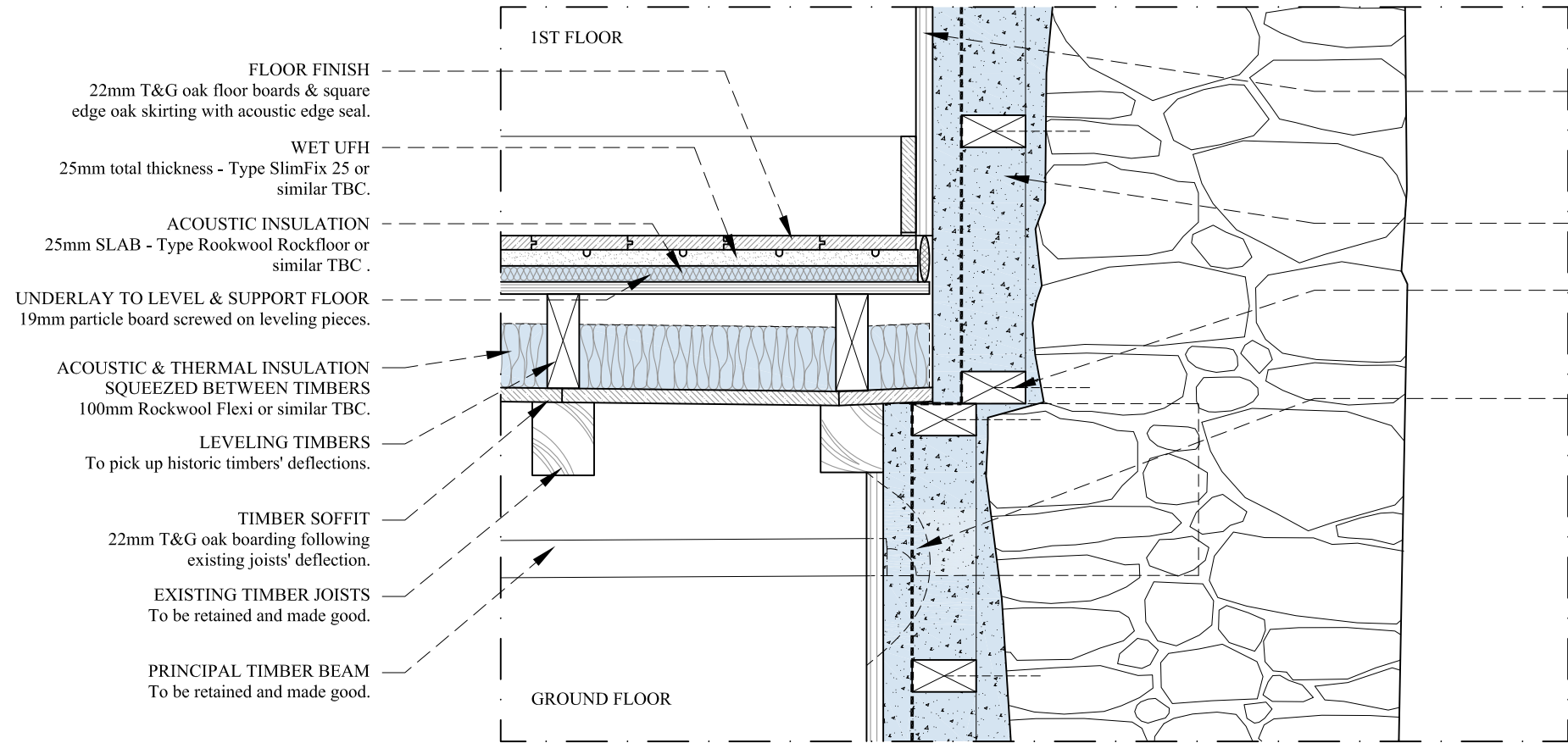


**Notes**  
 This drawing is the copyright of Giles Quarme Architects and cannot be printed or reproduced without prior permission.  
 This drawing has been based on survey information provided by others.  
 All dimensions and setting out must be verified on site before commencement of the work, and any discrepancies notified to the architect.  
 All windows and doors are to fit into existing openings unless stated otherwise.  
 All dimensions are in millimetres unless stated otherwise.

- Drawing Notes:**
- Surveyed and drawn by James Brennan Associates Chartered Surveyors for Arrol Architects Ltd & GQA - Issue date December 2020 & July 2021.
  - Survey grid is OS GPS & levels are related to ordnance survey GPS datum.
  - Units are meters.
  - Survey accuracy with a scale of 1:100.
  - To be read in conjunction with all PLBC drawings and information.

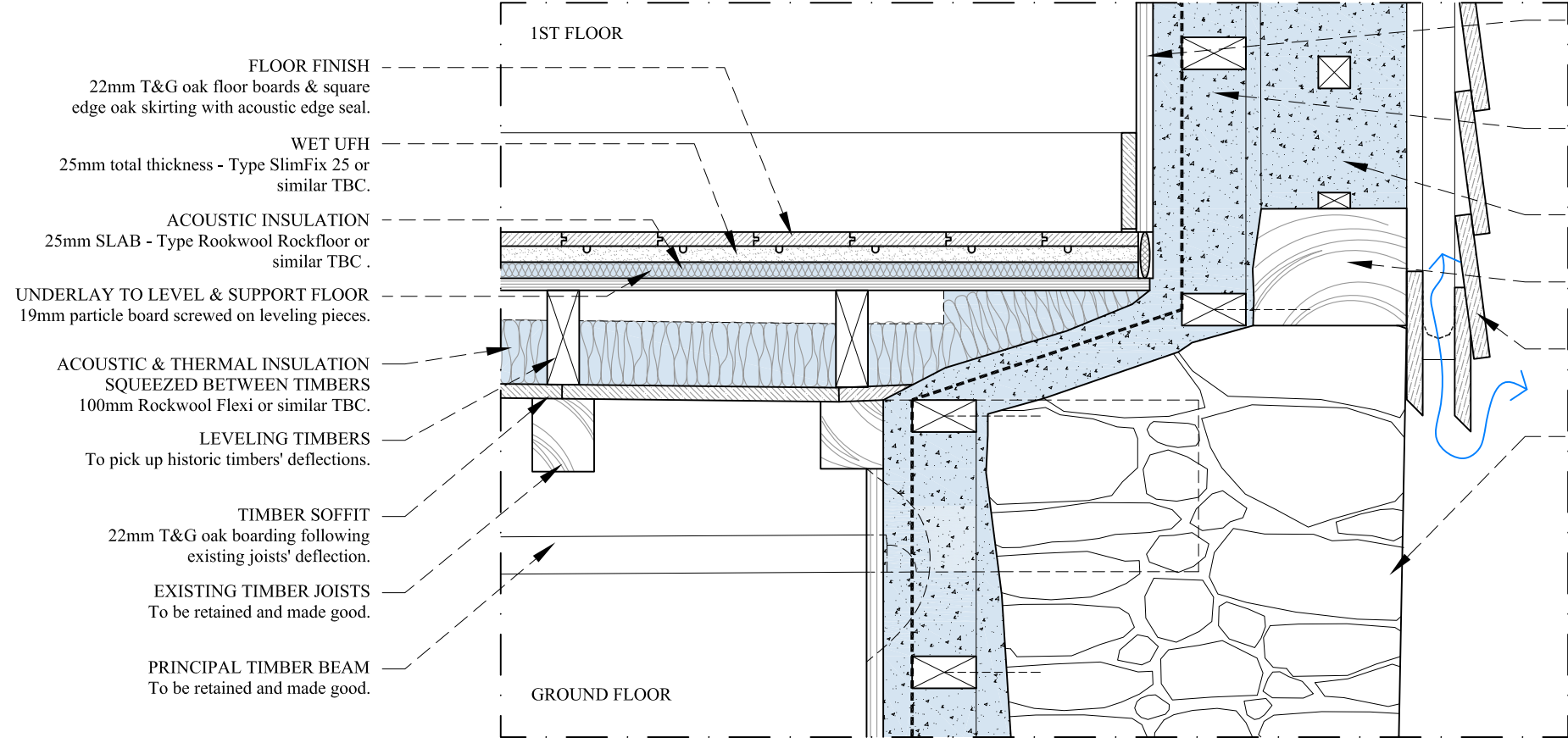


- **FLOOR FINISH**  
22mm T&G oak floor boards & square edge oak skirting with acoustic edge seal.
- **WET UFH**  
25mm total thickness - Type SlimFix 25 or similar TBC.
- **ACOUSTIC INSULATION**  
25mm SLAB - Type Rookwool Rockfloor or similar TBC.
- **UNDERLAY TO LEVEL & SUPPORT FLOOR**  
19mm particle board screwed on leveling pieces.
- **ACOUSTIC & THERMAL INSULATION SQUEEZED BETWEEN TIMBERS**  
100mm Rockwool Flexi or similar TBC.
- **LEVELING TIMBERS**  
To pick up historic timbers' deflections.
- **TIMBER SOFFIT**  
22mm T&G oak boarding following existing joists' deflection.
- **EXISTING TIMBER JOISTS**  
To be retained and made good.
- **PRINCIPAL TIMBER BEAM**  
To be retained and made good.
- **LIME HEMP PLASTER FINISH**  
2x10mm basecoat + 1x6mm topcoat + Potential for 1x3mm standard lime top coat plaster if a smoother finish is required. Mineral paint finish recommended.
- **HEMPCRETE INSULATION**  
145mm of spry applied Hempcrete within substructure.
- **SUBSTRUCTURE**  
100x50mm tanalised studwork @ 400mm centres including geotextile mesh to form substructure. Fixing stud connectors TBC.
- **CURVED HEMPCRETE DETAIL**  
To reveal central beam chamfered detail.

**TYPICAL WALL & FLOOR BUILD-UP - BARN 'A' MASONRY WALL - 1:10 @ A3**

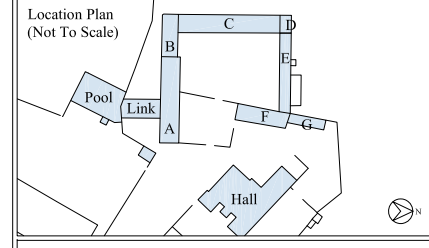
**KEY**

Proposed layer of insulation are highlighted in blue.



- **FLOOR FINISH**  
22mm T&G oak floor boards & square edge oak skirting with acoustic edge seal.
- **WET UFH**  
25mm total thickness - Type SlimFix 25 or similar TBC.
- **ACOUSTIC INSULATION**  
25mm SLAB - Type Rookwool Rockfloor or similar TBC.
- **UNDERLAY TO LEVEL & SUPPORT FLOOR**  
19mm particle board screwed on leveling pieces.
- **ACOUSTIC & THERMAL INSULATION SQUEEZED BETWEEN TIMBERS**  
100mm Rockwool Flexi or similar TBC.
- **LEVELING TIMBERS**  
To pick up historic timbers' deflections.
- **TIMBER SOFFIT**  
22mm T&G oak boarding following existing joists' deflection.
- **EXISTING TIMBER JOISTS**  
To be retained and made good.
- **PRINCIPAL TIMBER BEAM**  
To be retained and made good.
- **LIME HEMP PLASTER FINISH**  
2x10mm basecoat + 1x6mm topcoat + Potential for 1x3mm standard lime top coat plaster if a smoother finish is required. Mineral paint finish recommended.
- **HEMPCRETE INSULATION**  
Spry applied Hempcrete within substructure - Total thickness TBC depending on Uvalues.
- **HEMPCRETE INFILL TO EXISTING TIMBER FRAME**  
Including reinforcing studs.
- **EXISTING FRAME**  
To be kept in place and made good.
- **GREEN OAK BOARDING**  
225X25mm carefully fixed on studwork + 50mm minimum gap for ventilation.
- **EXISTING MASONRY**  
Rubble stone construction / Brickwork. Please refer to specific Uvalues and insulation thickness to each types of existing wall.

**TYPICAL WALL & FLOOR BUILD-UP - BARN 'A' MASONRY & TIMBER FRAME WALL - 1:10 @ A3**



**PLANNING ISSUE**

Rev	By	Date	Description

Drawing Number: 9801 PLBC (2) 602

Project: **Aston Hall Barns**  
 Job No. 9801

Title: **Proposals to Existing Barns: Typical Floor & Wall Build-up**

Drawn: GB	Checked: GQ
Date: 08 2021	Scale: 1:10 @ A3

**Giles Quarme Architects**  
 Historic Building Architects & Consultants  
 7 Bishops Terrace London SE11 4UE  
 020 7582 0748  
 www.quarme.com  
 mail@quarme.com