

Photographic Survey

BARN 'A' - ELEVATIONS



Photo 1. NORTH ELEVATION FACING COURTYARD & TILED ROOF



Photo 3. EAST ELEVATION FACING DRIVE



Photo 4. THRESHING BARN DOOR



Photo 5. NORTH ELEVATION BUILT ON NATURAL ROCK

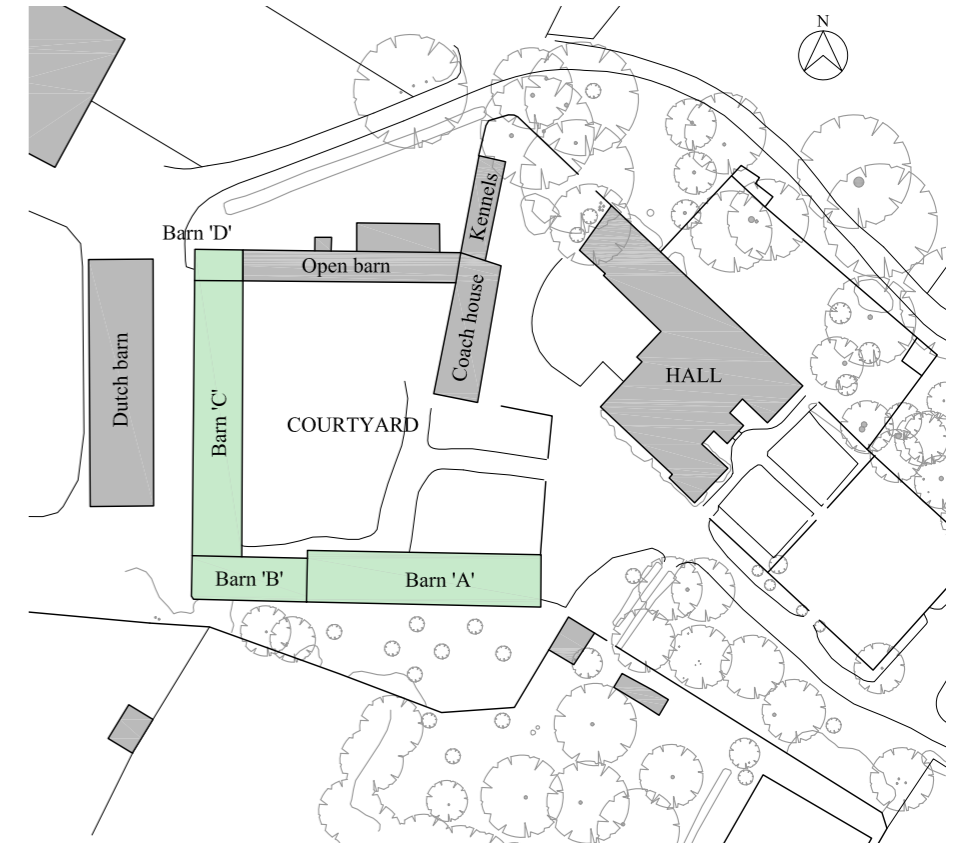


Photo 2. SOUTH ELEVATION FACING WALLED GARDEN & TILED ROOF



Photo 6. DELAMINATED STONE



Photo 8. SOUTH ELEVATION BUILT ON NATURAL ROCK



Photo 7. SOUTH-WEST END



Photo 9. SOUTH-EAST END - SLIT OPENINGS & BLOCKWORK REPAIRS

Photographic Survey

BARN 'B' - ELEVATIONS

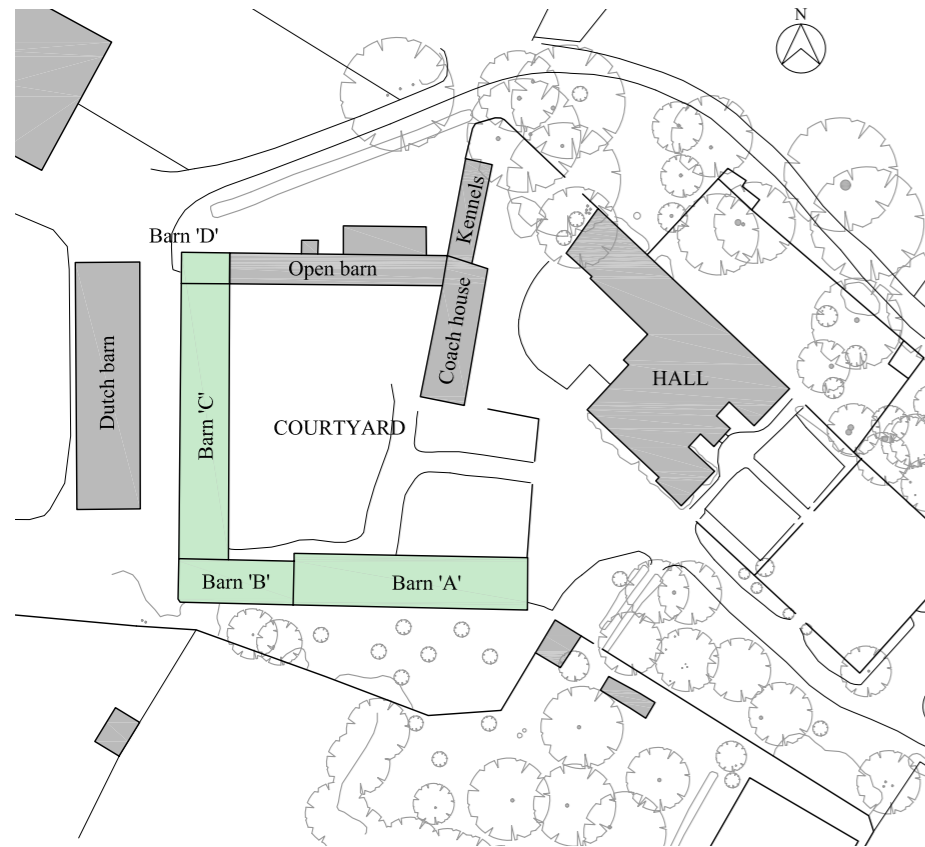


Photo 1. NORTH ELEVATION FACING COURTYARD & SLATED ROOF



Photo 2. WEST ELEVATION FACING OTHER PROPERTY & CORRUGATED IRON DOORS



Photo 3. WALL BETWEEN BARN 'B' & 'C'



Photo 4. SOUTH-WEST END




Photo 5. NATURAL STONE FOUNDATION



Photo 6. SOUTH-WEST END



Photo 10. JUNCTION BETWEEN BARN 'A' & 'B' - NORTH SIDE



Photo 9. JUNCTION BETWEEN BARN 'A' & 'B' - SOUTH SIDE

Photographic Survey

BARN 'C' - ELEVATIONS



Photo 1. EAST ELEVATION FACING COURTYARD & SLATED ROOF



Photo 3. EAST WALL DISTORTION



Photo 4. CORRUGATED IRON DOORS



Photo 5. WEST ELEVATION & DUTCH BARN

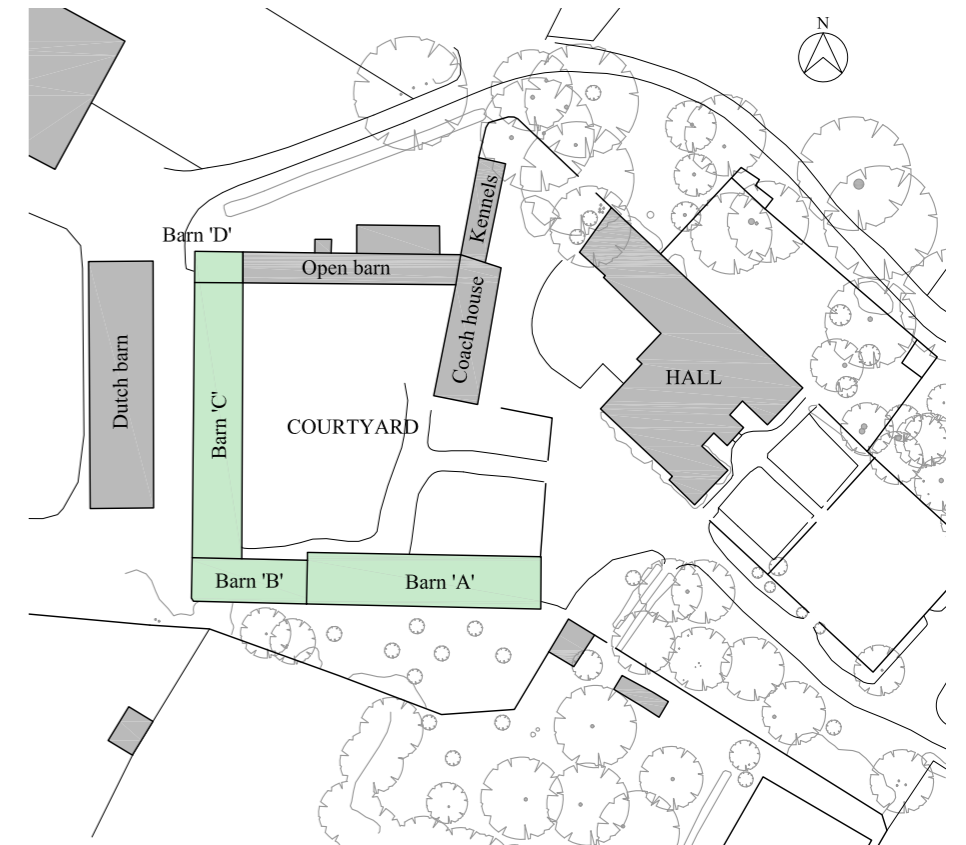


Photo 2. WEST ELEVATION FACING OTHER PROPERTY



Photo 6. SOUTH GABLE WALL



Photo 7. NORTH-EAST END



Photo 8. SOUTH GABLE WALL



Photo 9. CORRUGATED IRON DOOR FACING OTHER PROPERTY

Photographic Survey

BARN 'D' - ELEVATIONS

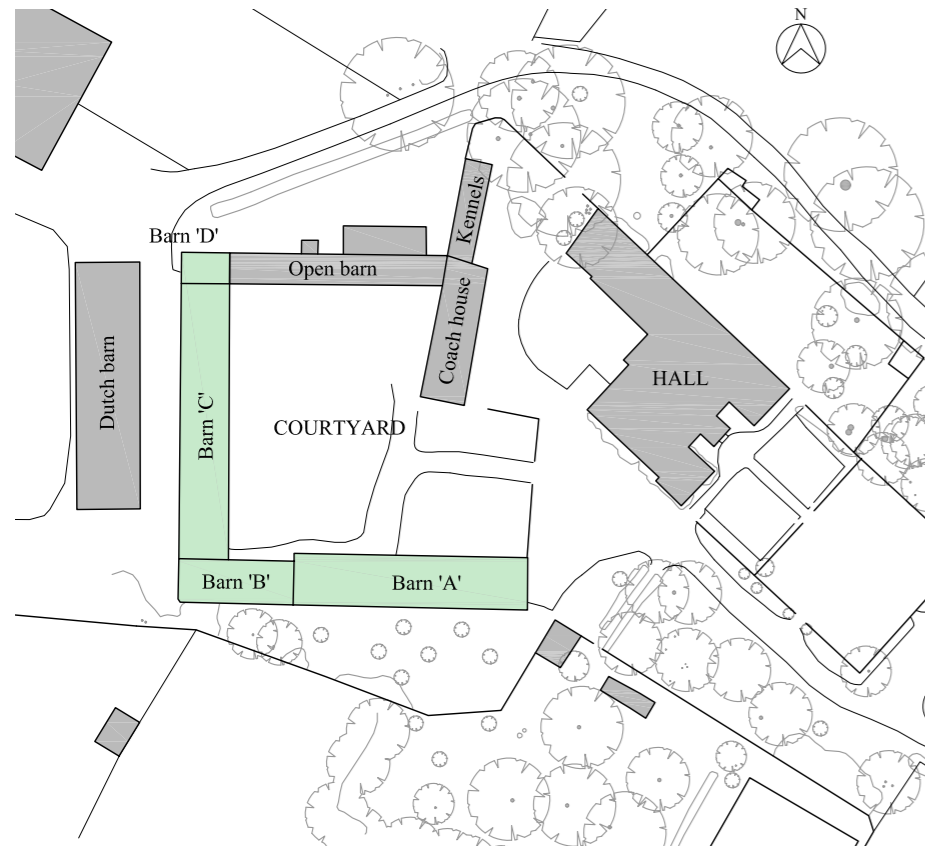


Photo 1. EAST ELEVATION FACING COURTYARD & CORRUGATED IRON ROOF



Photo 2. WEST ELEVATION FACING OTHER PROPERTY & TILED ROOF



Photo 3. WEST ELEVATION



Photo 4. WEST ELEVATION



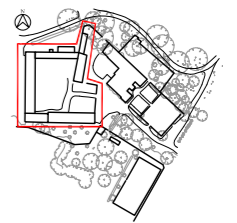
Photo 5. WEST ELEVATION



Photo 6. EAST ELEVATION -
COLONNADE GABLE END

Photographic Survey BARN 'A' TO 'D' - ROOF TRUSSES

1ST FLOOR / LOFT PLAN 1:200 @ A3



Photographic Survey

BARNs 'A' TO 'D' - ROOF TRUSSES



Photo 1. TRUSS T.01



Photo 3. TRUSS T.03



Photo 5. TRUSS T.05



Photo 2. TRUSS T.02



Photo 4. TRUSS T.04



Photo 6. TRUSS T.06

Photographic Survey

BARN 'A' TO 'D' - ROOF TRUSSES



Photo 7. TRUSS T.07



Photo 9. TRUSS T.10



Photo 11. TRUSS T.12 - 21



Photo 8. TRUSS T.08 - 09



Photo 10. TRUSS T.11



Photo 12. TRUSS T.12 - 21

Photographic Survey

BARN 'A' TO 'D' - FLOORS



Photo 1. BARN 'A' - COBBLE FLOOR WITH DRAINAGE CHANNEL



Photo 2. BARN 'A' - BRICK FLOOR



Photo 3. BARN 'B' - CEMENT FLOOR



Photo 4. BARN 'C' - CONCRETE FLOOR WITH DRAINAGE CHANNEL & STALLS



Photo 5. BARN 'C' - CONCRETE FLOOR & TRACES OF BRICK FINISH



Photo 6. BARN 'D' - BRICK FLOOR

Photographic Survey

BARN 'A' TO 'D' - WALLS



Photo 1. BARN 'A' - NORTH ELEVATION
STONE WALL & BRICK INFILLING



Photo 2. BARN 'A' - SOUTH ELEVATION
DELAMINATED STONE



Photo 3. BARN 'A' - EAST END
STONE CONSTRUCTION AT 1ST F.



Photo 4. BARN 'A' - SOUTH ELEVATION
BLOCKWORK INFILLING



Photo 5. BARN 'A' - SOUTH ELEVATION
SURVIVING WOVEN PANELS AT 1ST F.




Photo 6. BARN 'D' - NORTH END
STONE CONSTRUCTION AT 1ST F.



Photo 7. BARN 'A' - SOUTH ELEVATION
WALL BUILT ON NATURAL ROCK



Photo 8. BARN 'A' & 'B'
JUNCTION BETWEEN STONE, BRICK
& TIMBER CLADDING



Photo 9. BARN 'B' - SOUTH-WEST
CORNER & BRICK INFILLING




Photo 10. BARN 'C' - EAST ELEVATION
BRICK WALL & STRUCTURAL REPAIRS



Photo 11. BARN 'C' - WEST ELEVATION
STONE WALL & BUTTRESS



Photo 12. BARN 'C' - EAST ELEV.
BRICK CONSTRUCTION AT 1ST F.