This document is copyright of TGA Consulting Engineers LLP and must not be reproduced without their permission. Drawing measurements shall not be obtained by scaling. This document should be read in conjunction with associated models, specifications and related documents.

A0

EXISTING BOREHOLE WATER SUPPLY TO REMOTE WATER STORAGE TANK ABANDONED IN SITU

EXISTING FENCED COMPOUND WITH REDUNDANT BELOW GROUND BOREHOLE PUMPING STATION.

EXISTING BOREHOLE ABANDONED WITH CAR PARK CONSTRUCTED OVER

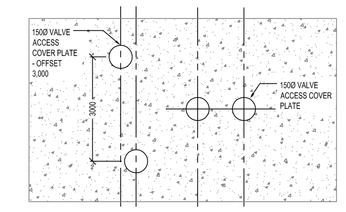

VALVE ACCESS AT GROUND LEVEL
1:20

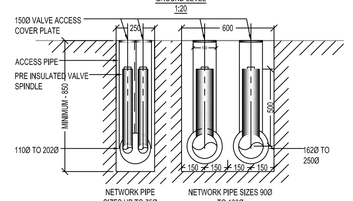

TYPICAL NETWORK ISOLATION VALVE DETAIL 1:20

ZONE

BOREHOLE TO BE LOCATED WITHIN ZONE

ABSTRACTION BOREHOLE

225Ø GROUND SOURCE HEAT PUMP EXTRACTION AND INJECTION CIRCUIT PIPES TO GAS HOUSE

ZONE

BOREHOLE TO BE LOCATED WITHIN ZONE

INJECTION BOREHOLE

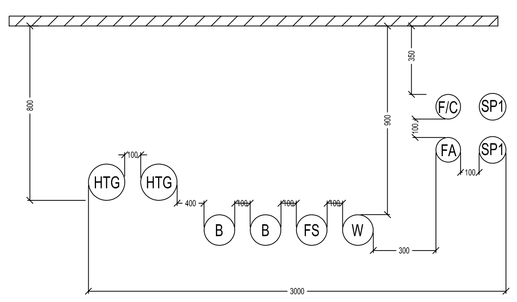

- HTG = HEATING F&R 160Ø IN 250Ø CASING
- W = MAINS COLD WATER 110Ø
- FC = FIBRE / COPPER 75Ø
- FA = FIRE ALARMS 75Ø
- SP2 = SPARE CABLE DUCT 75Ø
- FS = FIRE SERVICE WATER 125Ø
- BH = BOREHOLE WATER 225Ø

B-B - BURIED MECHANICAL AND ELECTRICAL SERVICES.
TO BE RATIONALISED DURING NEXT STAGES OF DESIGN

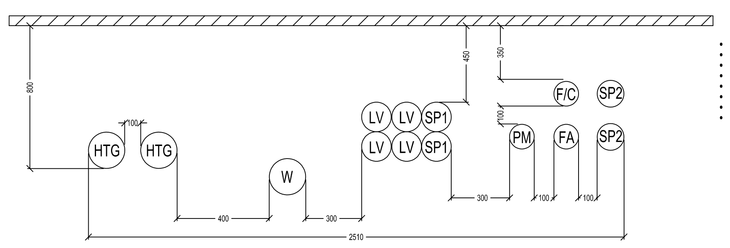

- HTG = HEATING F&R 160Ø IN 250Ø CASING
- MCWS = WATER 110Ø
- LV = LOW VOLTAGE POWER 150Ø
- SP1 = SPARE CALE DUCT 150Ø
- PM = PULSE METER 75Ø
- FC = FIBRE / COPPER 75Ø
- FA = FIRE ALARMS 75Ø
- SP2 = SPARE CABLE DUCT 75Ø

A - A BURIED MECHANICAL AND ELECTRICAL SERVICES.

LEGEND

- HTG — LTHW FLOW & RETURN
- MCWS — EXISTING MCWS PIPEWORK
- MCWS — NEW MCWS PIPEWORK
- SPRING — SPRING PIPEWORK
- MCWSAY — PIPEWORK TO BE ABANDONED IN SITU
- GAS — NEW GAS PIPEWORK
- GAS — EXISTING GAS PIPEWORK
- BOREHOLE — BOREHOLE PIPEWORK
- NOTIONAL ROUTE OF FUTURE LTHW FLOW & RETURN
- PIPEWORK CAPPED OFF FOR FUTURE EXTENSION
- FLOW & RETURN ISOLATION VALVES
- FS — FIRE SERVICE
- FH — FIRE HYRDRANT

WIP	S0	INITIAL STATUS OR WORK IN PROGRESS
SHARED	S1	ISSUED FOR CO-ORDINATION
	S2	ISSUED FOR INFORMATION
	S3	ISSUED FOR INTERNAL REVIEW AND COMMENT
	S4	ISSUED FOR STAGE APPROVAL
	S5	N/A
	S6	ISSUED FOR PIM AUTHORISATION
	S7	ISSUED FOR AIM AUTHORISATION
	D1	ISSUED FOR COSTING
	D2	ISSUED FOR TENDER
	D3	ISSUED FOR CONTRACTOR DESIGN
	D4	ISSUED FOR MANUFACTURE/PROCUREMENT
PUBLISHED	A1, A2, etc*	ACCEPTED AS STAGE COMPLETE
	B1, B2, etc*	PARTIALLY SIGNED OFF
	CR	AS CONSTRUCTION RECORD

* INTEGER INDICATES RIBA STAGE COMPLETION

DRAWING STAGE DEFINITIONS (BS/RIA BG6/2014)

STAGE 2	CONCEPT DRAWING
STAGE 3B	DEVELOPED DESIGN DRAWING
STAGE 4A	TECHNICAL DESIGN DRAWING
STAGE 4B	COORDINATED WORKING DRAWING
STAGE 4C	COORDINATED WORKING DRAWING (SPECIALIST INPUT)
STAGE 5	INSTALLATION DRAWING/RECORD DRAWING

REV	DATE	DESCRIPTION	DRAWN	APP
P01.03	07.10.21	WORK IN PROGRESS	BD	MP
P01.02	28.05.21	WORK IN PROGRESS	BD	MP
P01.01	14.04.2021	WORK IN PROGRESS	LC	MP

tga CONSULTING ENGINEERS
a sustainable future... engineered.

TGA Consulting Engineers LLP,
Salvus House, Aykley Heads, Durham City, DH1 5TS.
E: info@tgace.co.uk T: 0191 3862314

Suitability: Code: S0 Description: WORK IN PROGRESS

Revision:	Scale:	TGA Proj No:	Stage:
P01.03	1:500	8065	3

Drawing Reference:
Project-Originator-Zone-Level-Type-Role-Classification-Number
RE-RR-TGA-00-00-DR-M-50-0004

Project
RABY RISING

Title
MECHANICAL ENGINEERING SERVICES
EXTERNAL SERVICES
BOREHOLE WATER LAYOUT

Architect
DONALD INSALL ASSOCIATES

Client
RABY ESTATES