A1

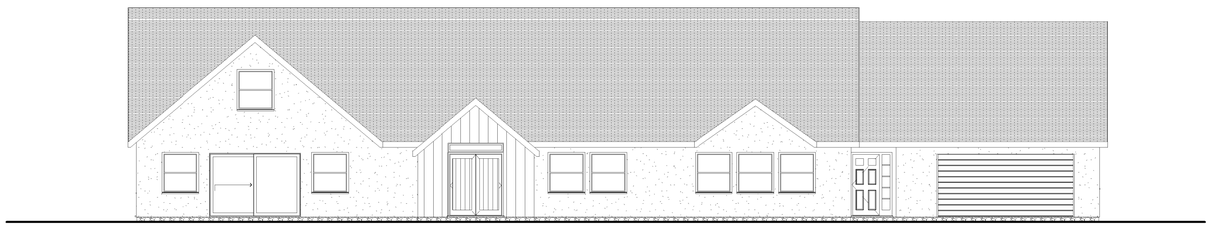

2 Front Elevation

1 : 100

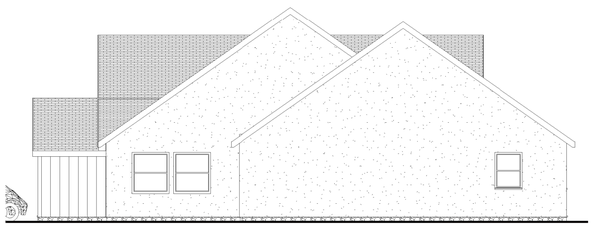

3 Garage Gable ELevation

1 : 100

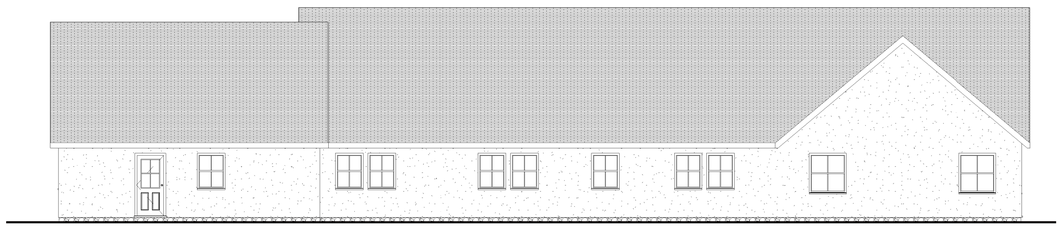

5 Rear Elevation

1 : 100

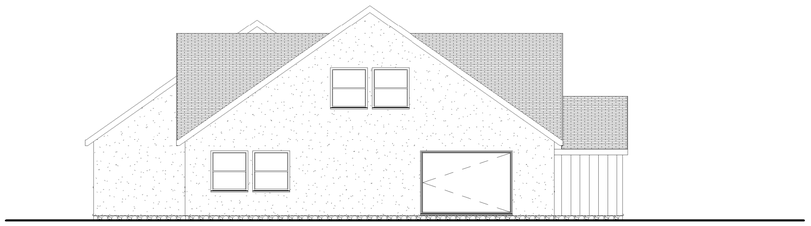

4 Lounge Gable Elevation

1 : 100

1 Level 2 - GFL

1 : 100

0m 2m 4m 6m 8m 10m

VISUAL SCALE 1:100 @ A1

Are you looking for Architectural Plans for your project??

Call us today on to arrange a Free no obligation quote

Lanark 01555 661275

Glasgow 0141 894 0147

Ayr 01292 818741

Livingston 01506 251147

Also in Coatbridge, Glasgow North & Troon

Check out our website at www.arcguy.com

Eat - Sleep - Design - Repeat

Notes:
Client/Contractor to check all dimensions on site prior to commencement of works.
Do Not Scale from this drawing.
Any discrepancies or ommissions to be notified to Designer.

This drawing is the intellectural copyright of Craig Lamberton & Ministry of Design, and arcguy.com, North Vennel, Lanark, ML11 7PU.

Design/Sketch Design
Unless stated otherwise, the designs shown are subject to detailed site survey, investigation, and legal defination, the CDM regulations, and the comments and or approval of various relevent Local Authority Officers, Statutory Undertakers, Fire Officers, engineers and the like. They are copyright, project specfic and confidental and no part is the used or copied in any way without the express prior consent of MoD & arcguy.com.

Area Calculations
Note that areas shown are approximate only and have been measured off preliminary drawings as the likely areas at the current state of design using the stated option from the Code of Measuring Practice, latest Edition, RICS ISVA. These may be affected by future design development and construction tolerances, or the result of surveys for existing buildings. Take account of these factors before planning any financial or property development purpose or strategy and seek confirmation of latest areas before decision making.

Third Party Information
Note this drawing includes information provided by independant surveyors and or consultants, to whom all queries shall be made, ADS and arcguycom can accept no liability for its content or accuracy.

Photocopied/Scanned Information
Note this drawing is based on photocopied/ scanned information liable to distortion in scale. Do not scale from these drawings - please work to figured dimensions only.

All components / materials to be installed stictly in accordance with manufacturers / or suppliers recommendations.

All details of a structural nature to be confirmed by a Structural Engineer.

All dimesions have been supplied by the client, based on orginal architects drawings. Please take all critical dimensions from site.

All areas of specialist supply including stair, new windows, kitchen, shower room, handrails and doors etc to be measured from site prior to fabrication.

This drawing is solely for the purposes of obtaining Council Permission approval. Additional information may be required for construction purposes.

No liability will be accepted for any omission from this drawing should the drawing be used for construction purposes.

DO NOT SCALE
IF IN DOUBT - ASK!

Rev	Revision Description	By.	Date
A	Planning Discussion	CL	Aug 21

Ministry Of Design
architecture | conservation
The Studio, North Vennal, Lanark, lanarkshire, ml11 7pu
(telephone 01555 661275 / email info@arcguy.com / website www.arcguy.com)

project
Messrs Hill, c/o Agents

drawing description
General Proposals
Morningside Farm, Mill Rd, Morningside, Newmains, North lanarkshire, ML2 9QR

drawn by	checked by	date	scale
AM	CL	Oct 20	1 : 100

project no.	file no.	drg. no.	revision
C2027		PP(01)003	A

drawing status
Council Approval

© Copyright Ministry of Design 2020

ORIGINAL DRAWING SIZE A1