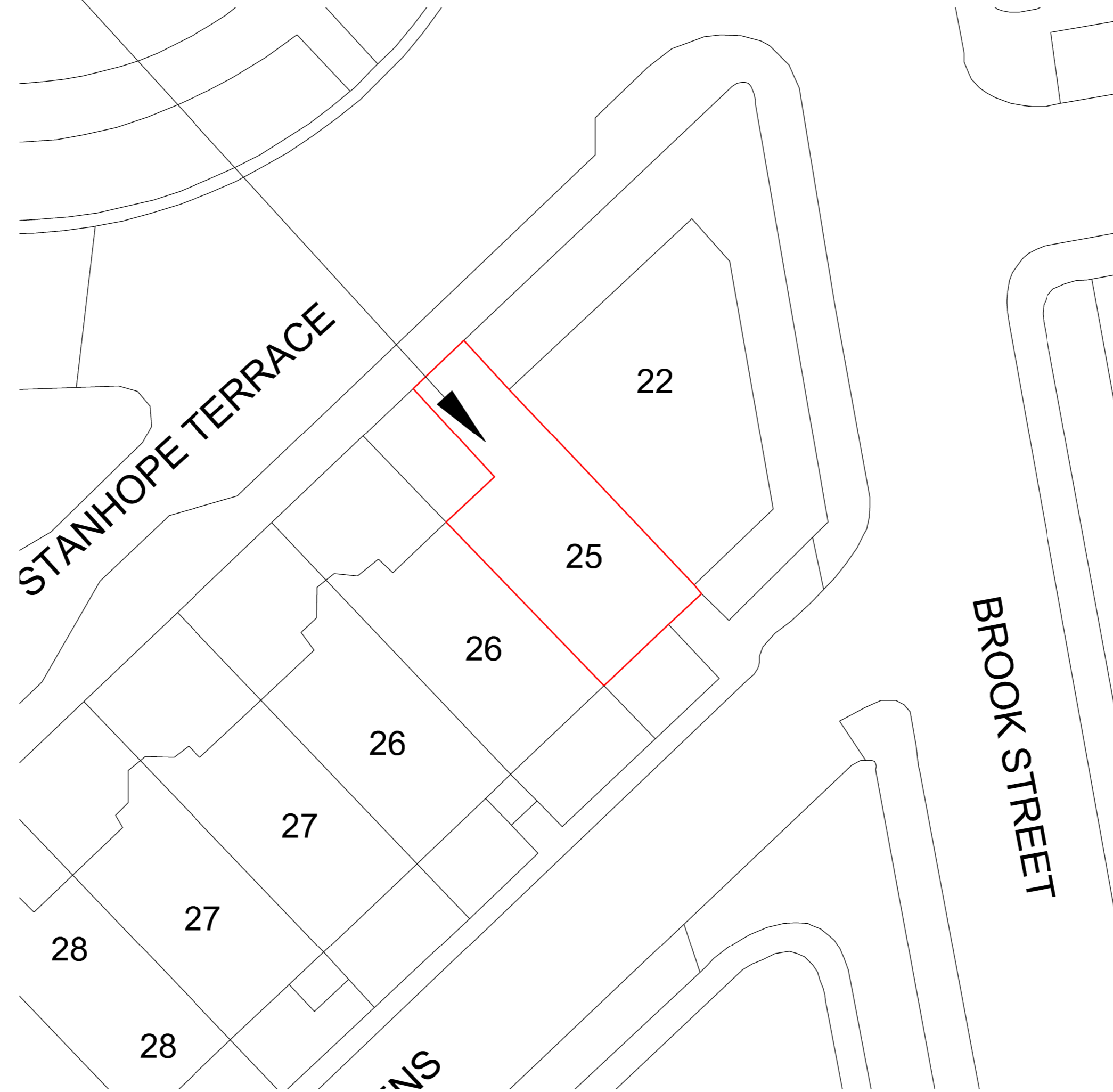


NOTES

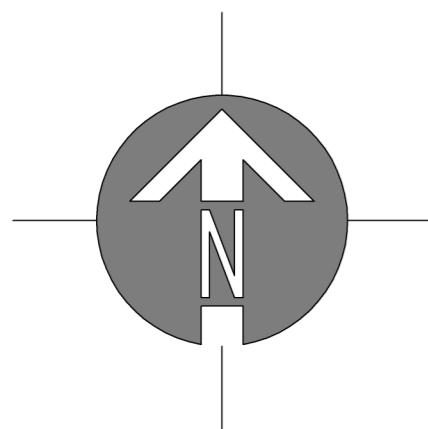
1. All dimensions are to be checked on site prior to the commencement of work and any discrepancy is to be reported to the construction manager before construction.
2. All work is to comply with current Building Regulations and allied legislation.
3. All contractors and sub-contractors must ensure that they have the latest issue of this drawing and details before the commencement of work on site.
4. All materials are to be used and installed in strict compliance with the relevant manufacturers instructions and recommendations.
5. All works on site, managed and implemented as a result of the designs indicated on this drawing, are to be given full consideration for compliance with the Health and Safety CDM Regulations in respect of design and implementation on site and no works are to be undertaken if it is considered that compliance with the Building Regulations cannot be achieved.
6. All dimensions shown in millimetres.
7. Footprint of buildings shown at 10m above ground level.

APPLICATION SITE  
EDGED IN RED




SITE LAYOUT PLAN

SCALE 1:250



SCALE BAR (m)



rev	date	info	drawn : JD
scale: 1:250 A2	date: 18 / 05 / 21	drw no: 554 / PL / SITE	
drawing:	EXISTING AND PROPOSED DWELLING SITE LAYOUT PLAN		
project:	FLAT 9, HYDE PARK GARDENS, LONDON W2 2LZ		
client:	JARRON INVESTMENTS		
<p>CAPITAL PLACE PROPERTIES ACQUISITION &amp; DESIGN</p>			