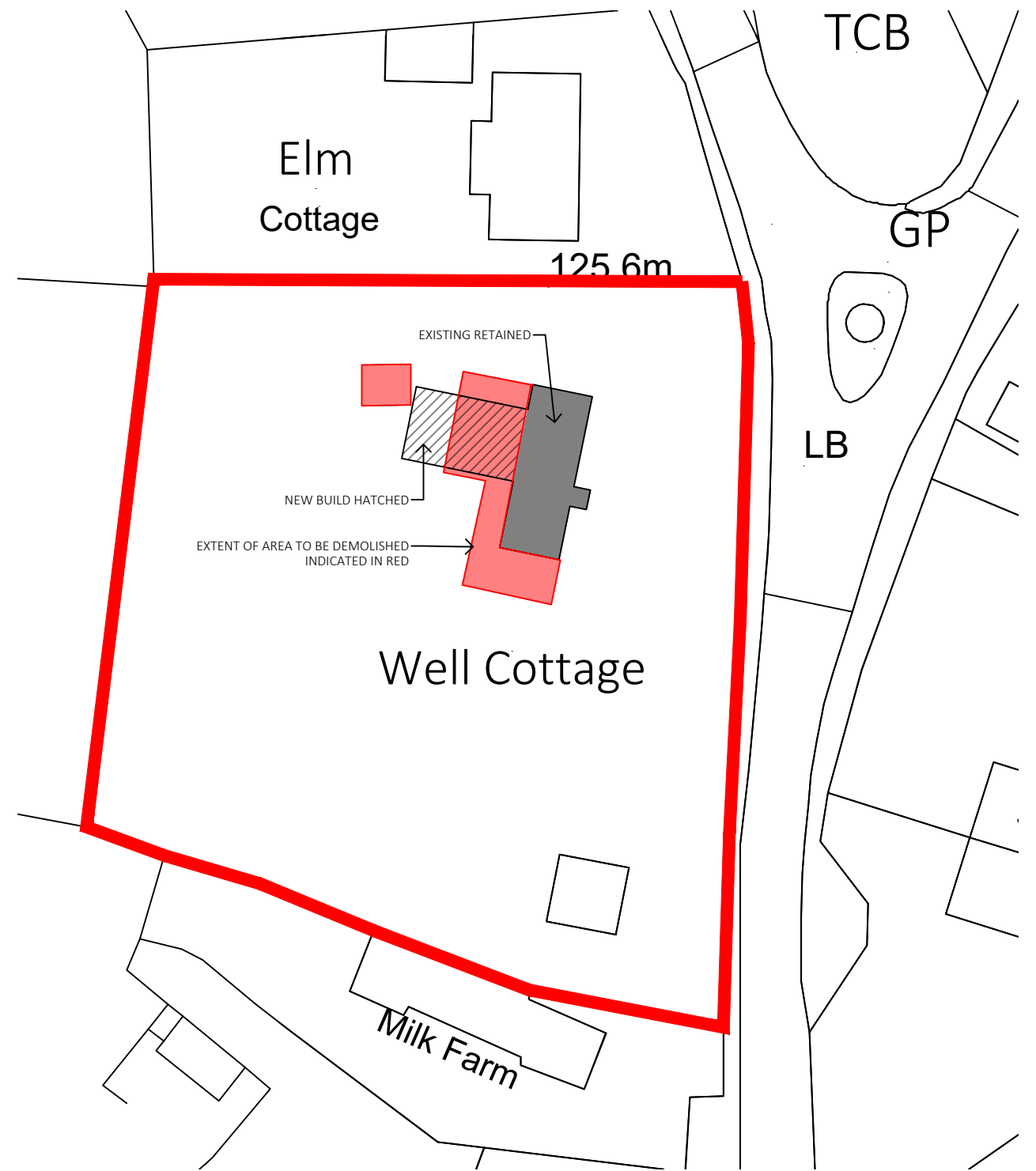




LOCATION PLAN - 1:1000



PROPOSED SITE PLAN - 1:500



Subject to detailed dimensional survey - Please note these drawings are based on existing drawings prepared by others.
Neil Gaskell Architects cannot be held responsible for any discrepancies and/or inaccuracy that may arise

SCHEME DESIGN SUBJECT TO
STRUCTURAL ENGINEER /SERVICES ENGINEER,
& PLANNERS COMMENT

FOR COMMENT

NEIL GASKELL ARCHITECTS

BALDOCK - HERTFORDSHIRE
INFO@GASKELLARCHITECTS.CO.UK

Date SEP 21
Scale 1:1000
1:500
Rev PI

Project PROPOSED EXTENSION AND ALTERATIONS TO LISTED BUILDING
Address WELL COTTAGE ANSTEY
Client [REDACTED]

Drawing SITE & LOCATION PLAN
Drawing Number BEW-100