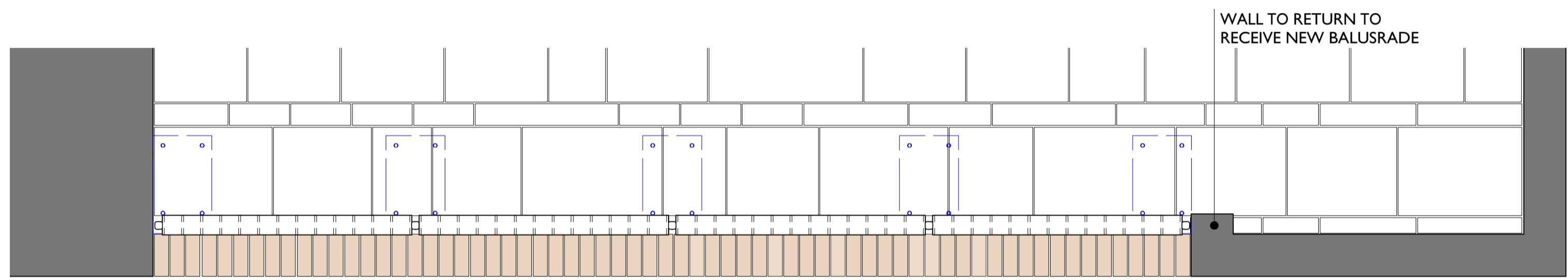
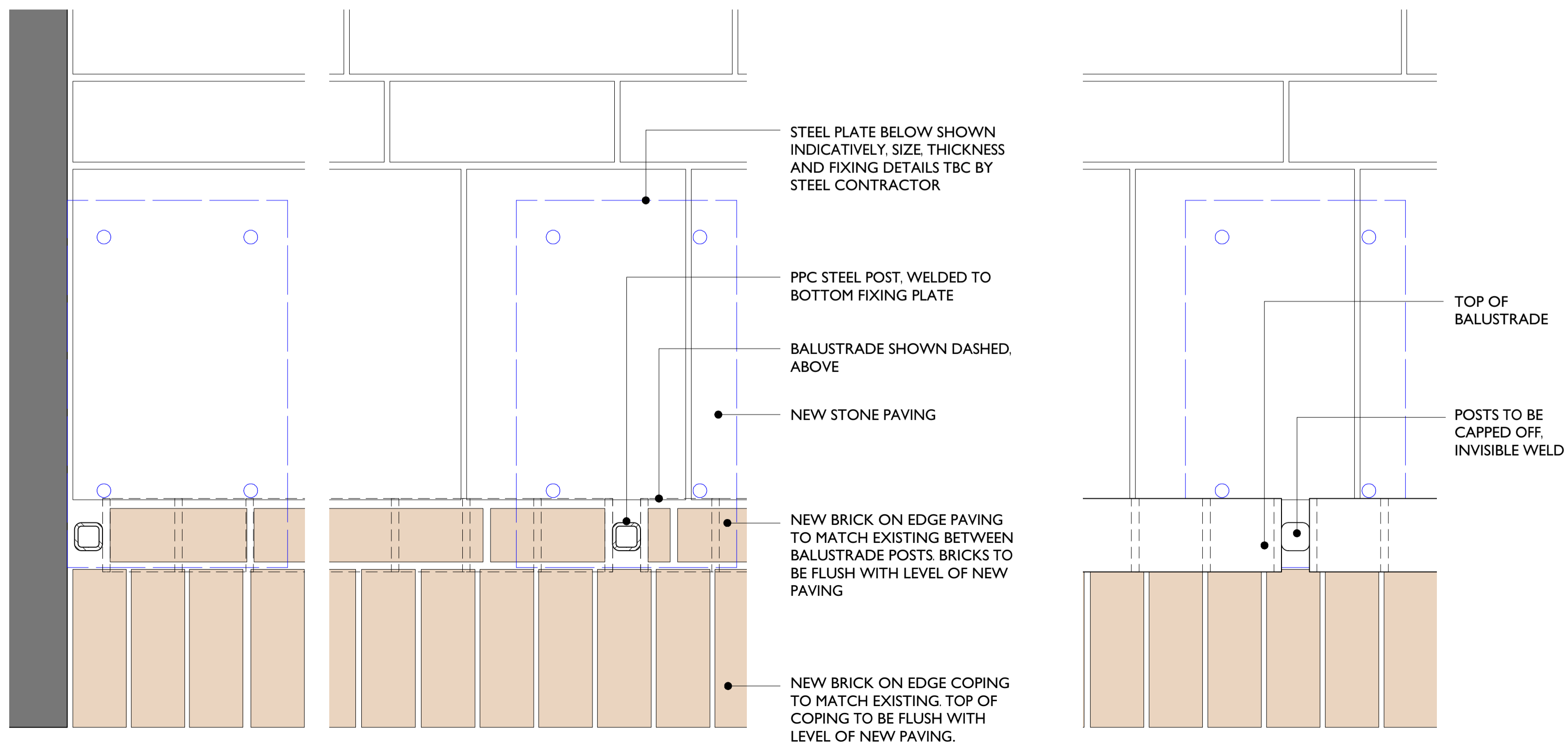


1 BALUSTRADE ELEVATION
SCALE 1:20

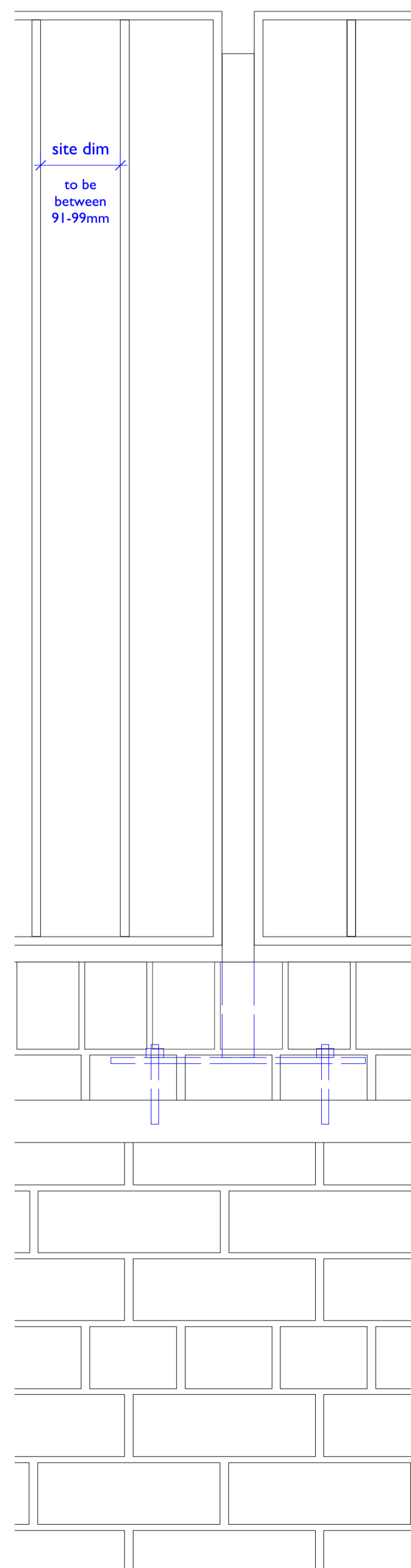


2 BALUSTRADE PLAN
SCALE 1:20

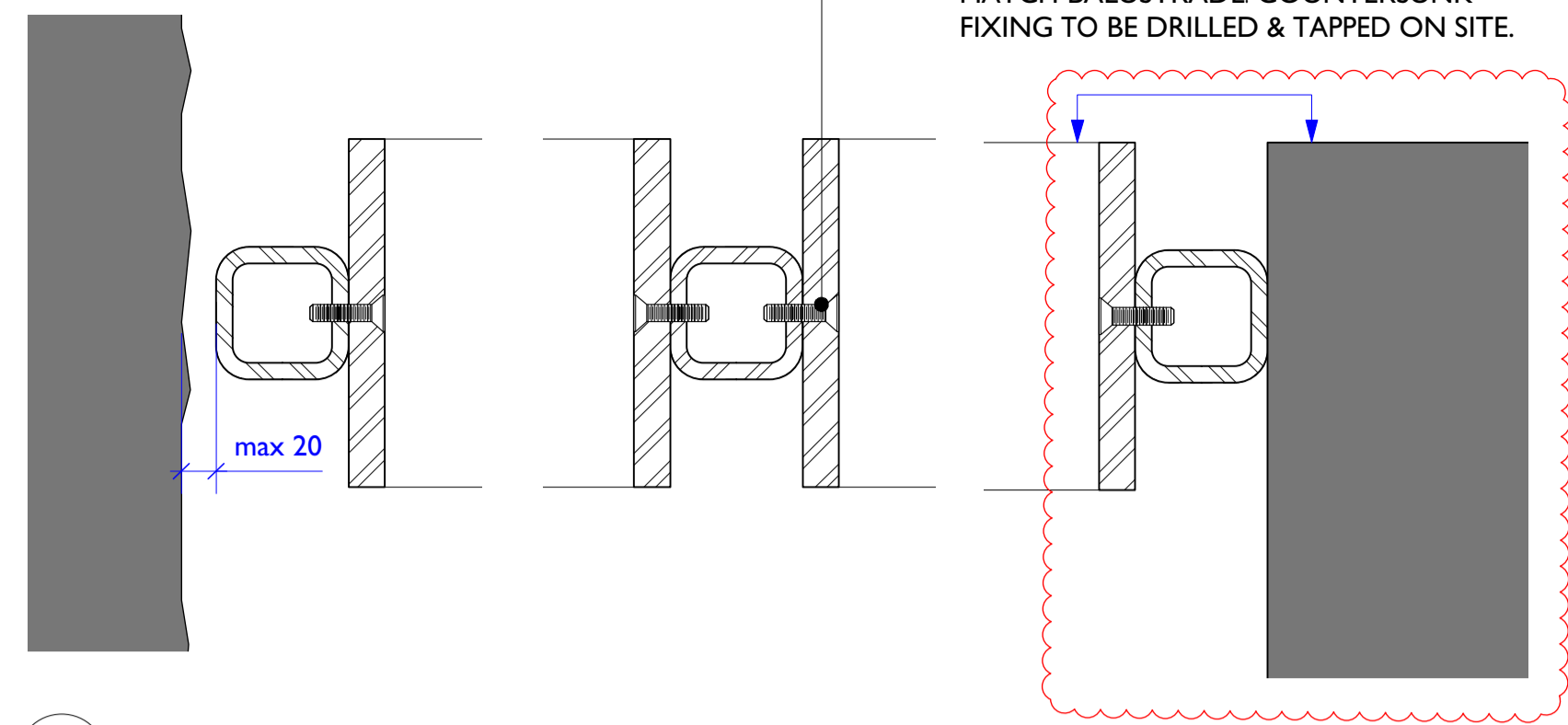


3 BALUSTRADE BOTTOM PLAN DETAIL
Scale: 1:5

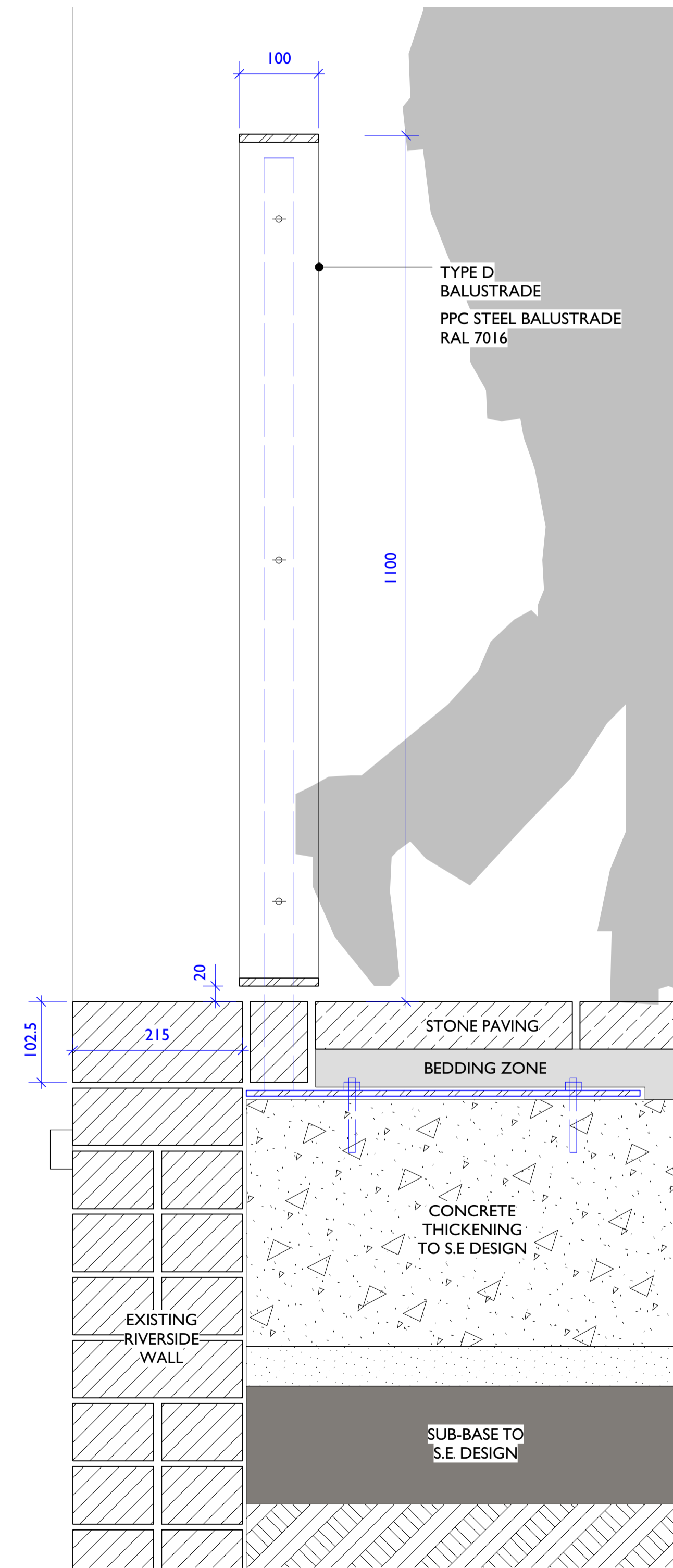
4 BALUSTRADE TOP PLAN DETAIL
Scale: 1:5



5 BALUSTRADE ELEVATION DETAIL
Scale: 1:5



8 BALUSTRADE FIXING DETAILS, PLAN
SCALE 1:2



6 BALUSTRADE SECTION DETAIL
Scale: 1:5

THIS DRAWING IS BASED ON DIMENSIONAL SURVEY INFORMATION PROVIDED BY OTHERS. THE ARCHITECT CANNOT ACCEPT RESPONSIBILITY FOR THE ACCURACY OF THIS SURVEY INFORMATION. THIS DRAWING SHOULD BE READ IN CONJUNCTION WITH ALL RELEVANT DRAWINGS, SPECIFICATIONS, SCHEDULES AND OTHER CONTRACT INFORMATION ISSUED BY THE ARCHITECT, STRUCTURAL ENGINEER, SERVICES ENGINEER AND ANY OTHER CONSULTANT EMPLOYED OR RETAINED BY THE EMPLOYER IN RESPECT OF THESE WORKS. REPORT ANY DISCREPANCIES, CONFLICTS, ERRORS OR OMISSIONS TO THE CA AND SEEK DIRECTIONS BEFORE PROCEEDING. ONLY DRAWINGS SHOWN WITH STATUS 'CONSTRUCTION' ARE TO BE USED FOR CONSTRUCTION. DO NOT SCALE FROM THIS DRAWING; USE ONLY FIGURED DIMENSIONS. IN THE CASE OF NEW WORKS, ALL DIMENSIONS SHOWN ARE TO THE FACE OF MASONRY, THE CENTRE LINE OF STRUCTURAL STEEL MEMBERS, OR THE FINISHED FACE OF STUD PARTITIONS, UNLESS NOTED OTHERWISE. CONFIRM ALL DIMENSIONS AND LEVELS ON SITE PRIOR TO COMMENCING WORK. IF IN DOUBT ASK! THIS DRAWING REMAINS THE COPYRIGHT OF BURRELL FOLEY FISHER LLP

NOTE: ALL VISIBLE ELEMENTS TO BE PPC IN RAL 7016 ANTHRACITE. ALL STEEL TO BE GALVANIZED.

BALUSTRADE SPEC: L30/557
BALUSTRADE TYPE: TYPE D

P2	DRAWING ISSUED FOR DISCHARGE OF CONDITIONS	JKFD	26/02/2021
C2	DRAWING ISSUED FOR COSTING NOTES UPDATED FOLLOWING INPUT FROM S.E.	JKFD	25/11/2020
	DESIGN UPDATED AS PART OF V.E EXERCISE. DRAWING ISSUED FOR CLIENT SIGN OFF. NEW SIMPLIFIED BALUSTRADE DESIGN DETAILS ENLARGED	JKFD	03/10/2020
P1	TENDER ISSUE	HC/FD	26.09.18
VE3	DESIGN COORDINATION	SABA	30.07.18
T2	SPEC NOTES UPDATED	SABA	01.11.17
T1	TENDER ISSUE	DI/EE / BA	02.10.17
REV:	NOTES:	BY/CHKD:	DATE:

DRAWING STATUS: DISCHARGE OF CONDITIONS

BURRELL FOLEY FISHER
ARCHITECTS AND URBAN DESIGNERS

STUDIO 9 · 14 SOUTHGATE ROAD · LONDON · N1 3LY TEL: 020 7620 6114
45 NEWHALL STREET · BIRMINGHAM · B3 3QR TEL: 0121 213 6564
www.bff-architects.co.uk mail@bff-architects.co.uk

YORK GUILDHALL COMPLEX

FOR: CITY OF YORK COUNCIL

AT: THE GUILDHALL YORK

DRAWING TITLE: THE NORTH ANNEXE - RIVER TERRACE BALUSTRADE DETAILS

DATE: 02/10/17	SCALE: VARIES
JOB NO: BFF/1321	DRAWN BY: AR
DWG NO: YGH-BFF-Z1-ZZ-M2-A-2440	CHECKED BY: AR
Copyright	.P2