

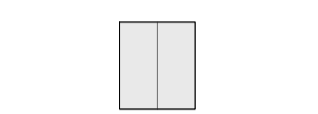





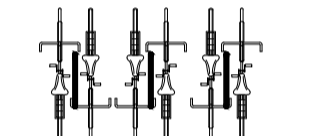
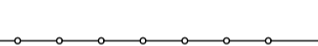













EXTERNAL FINISHES LEGEND

| | |
|--|--|
|  | SITE BOUNDARY. |
|  | MAIN ENTRANCE - LEVEL THRESHOLD. ALL PAVING FROM CAR PARK TO MAIN ENTRANCE TO BE LEVEL THRESHOLD. |
|  | GARDEN SHED LOCATION. |
|  | INDICATES 250x160mm KENTISH BAT BOXES LOCATED APPROXIMATELY 4m HIGH INTO THE CROWN OF EXISTING MATURE TREE. TO BE READ IN CONJUNCTION WITH THE BIO-DIVERSITY PROVISION REPORT. |
|  | INDICATES SWIFT BOXES SECURED JUST BELOW ROOF LINE TO THE WEST AND SOUTH SIDES OF THE DEVELOPMENT. LOCATION ON PLAN IS INDICATIVE, ENSURE BOXES ARE LOCATED AWAY FROM ANY OPENING. |
|  | ELECTRIC VEHICLE CHARGING POINT WITH 2x BOLLARDS TO PROTECT CHARGE POINT HOUSING. FOUNDATIONS TO ENGINEER DESIGN TO BE INSTALLED STRICTLY IN ACCORDANCE WITH SPECIALIST MANUFACTURER. INCLUDES CHARGING EQUIPMENT AND ALL SIGNAGE REQUIREMENTS. |
|  | MITRED TOP OR SIMILAR BOLLARDS TO BE INSTALLED BY SPECIALIST MANUFACTURER. GALVANISED STEEL MINIMUM 1000mm HEIGHT, 100mmØ. BOLLARD PAD FOUNDATION TO ENGINEER DESIGN. ENSURE BOLLARDS ARE SITUATED EITHER SIDE OF CHARGING POINT AND BEHIND PARKING SPACES TO PROTECT INTEGRITY OF CHARGING POINTS & ADJACENT PROPERTY. |
|  | INDICATES 80/90L BIN PROVIDED TO EACH UNIT. BINS FOR OCCUPANT USE ONLY, USING THE ASSIGNED RECYCLING SACKS OR BLACK BIN BAGS FOR GENERAL WASTE. IF BINS ARE USED, SACKS TO BE REMOVED FROM BIN PRIOR TO COLLECTION AND PLACED ON CURTILAGE OF PROPERTY, READY FOR COLLECTION AS PER SEVENOAKS COUNCIL WEBSITE. |
|  | DENOTES 3x STEEL SHEFFIELD CYCLE STANDS. 755(H)x755(W)x30(D)mm, 2x BIKES PER STAND. STANDS TO BE PLACED APPROX 800mm APART AND 450mm FROM ANY WALL OR OBSTACLE. |
|  | 1.8m HIGH CLOSE BOARDED FENCE. |
|  | BRICK WALL IN SOLDIER COURSE. |
|  | EXISTING BRICK PLINTH TO BE RETAINED. |
|  | NEW TIMBER SLEEPERS. |
|  | LOCATION OF PARKING SPACE - 5m x 2.5m. EV = ELECTRIC VEHICLE |
|  | LOCATION OF EXISTING MATURE TREES - TO BE RETAINED. |
|  | LOCATION OF EXISTING SOFT LANDSCAPING LAID TO LAWN TO BE RETAINED. |
|  | LOCATION OF PRIVATE GARDEN. |
|  | LOCATION OF SOFT LANDSCAPING FOR PLANTING. THE PLANTING IN THESE AREAS WILL BE PRODUCED MAINLY USING 'BEE BOMBS' WHICH ARE HANDMADE WILDFLOWER SEEDBALLS. BEE BOMBS CONTAIN 18+ WILDFLOWER SPECIES. |
|  | LOCATION OF PAVING SLABS. |
|  | LOCATION OF NEW PAVING - BRICK SETT. |
|  | LOCATION OF TARMAC. |



| | | |
|-----|---------------------------------------|----------|
| 02 | Drawing updated as per JHAI comments. | 19.08.21 |
| 01 | Tender Issue | 10.06.21 |
| 00 | Initial Draft Issue | 02.06.21 |
| Rev | Description | Date |

DAP OLD LODGE
SITE G.A. PLAN
THE OLD LODGE,
EDENBRIDGE,
TN8 5AB

FINDLAY INTERIORS.
MARCH '21 1:100 @ A1 Project#1140

300.02
www.daparchitecture.co.uk