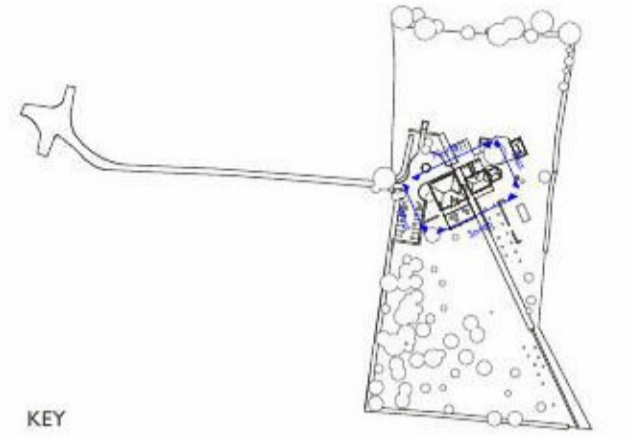


Do not scale from this drawing. All dimensions to be checked on site prior to commencement of work. Check that this drawing is the latest revision, if in doubt ASK. This drawing is copyright, refer any discrepancy to GROW Design Studio Ltd. THIS PLAN HAS BEEN PREPARED FROM INFORMATION PROVIDED BY THE CLIENT AND FROM ORDNANCE SURVEY PLANS AND AS SUCH CANNOT BE RELIED UPON FOR ACCURACY OF SITE DIMENSIONS. The client is responsible for defining the correct boundaries and site ownership to GROW Design Studio Ltd. GROW Design Studio Ltd cannot be held responsible for subsequent land ownership disputes.

© GROW Design Studio Ltd



KEY

Information -  
Materials

- 1 - New grey slate roof
- 2 - Monocouche render
- 3 - White brick string course detail
- 4 - New double glazed sliding sash windows
- 5 - Lead standing seam roof
- 6 - Brick
- 7 - Stone
- 8 - Timber orangery



--- Outline of existing

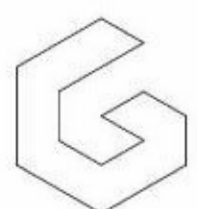
Rev	Description	Date

Ms A. Wang  
Training Meditation Centre


Drawing  
Proposed Elevations

Project  
Hockley Place, Church Road,  
Frating

Scale	Date
1:100 @A1	17/08/2021
Drawn by	Checked by
JC	-
Job Number	Status
0878	PLANNING
Drawing No. / Rev	
0878_A_SC_03	



GROW Design studio  
Unit 14 Park Farm  
Kelvedon Rd, Inworth  
Colchester CO5 9SH



ORANGERY  
Worksheet, NORTH, SOUTH, WEST, EAST

EXISTING ANNEX

EXISTING HOUSE



Worksheet, NORTH, SOUTH, WEST, EAST

EXISTING HOUSE

EXISTING ANNEX

ORANGERY



Worksheet, NORTH, SOUTH, WEST, EAST



Worksheet, NORTH, SOUTH, WEST, EAST