
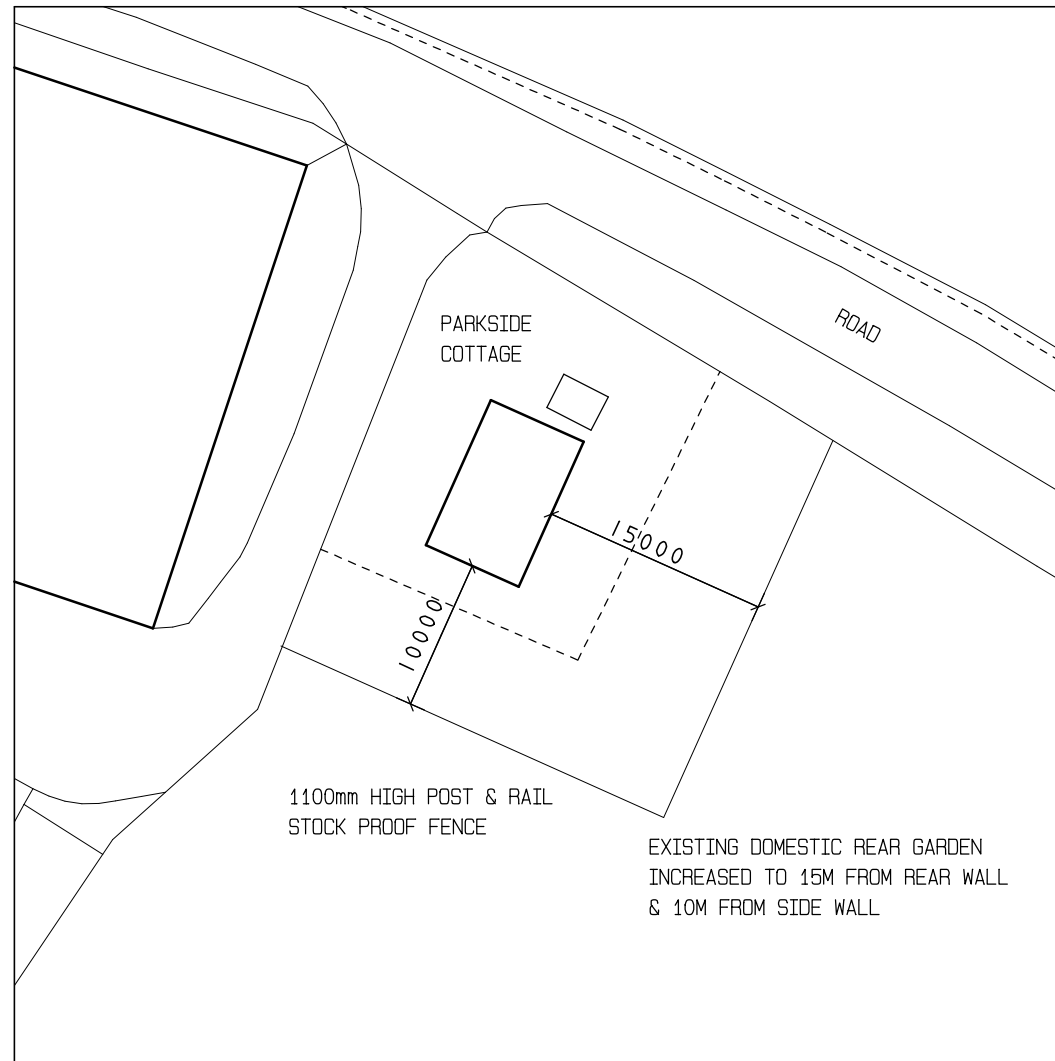


0 5 10 15 20 25 30 35 40



SCALE BAR - METRES



PROPOSED SITE PLAN

SCALE 1:500

INFORMATION ON THIS DRAWING IS COPYRIGHT.
ALL RIGHTS RESERVED.

NO PART OF THIS WORK MAY BE REPRODUCED WITHOUT THE EXPRESS CONSENT OF SPM DESIGNS.


DO NOT SCALE FROM THIS DRAWING.

ANY DISCREPANCIES ON THIS DRAWING TO BE NOTED TO THE OFFICE & CLARIFIED BEFORE ANY WORK ON SITE PROCEEDS.

ALL DIMENSIONS & LEVELS ON DRAWING TO BE CHECKED & FINALISED ON SITE BY CONTRACTOR BEFORE WORK COMMENCES.

NOTES:

FOR PLANNING PURPOSES ONLY NOT TO BE WORKED TO.



| NO. | REVISION | DATE |
|-----|-----------------|----------|
| A | CLIENTS UPDATES | OCT 2021 |

CLIENT:

MR & MRS APPLETON

PROJECT:

PROPOSED CHANGE OF USE OF AGRICULTURAL LAND TO DOMESTIC CURTILAGE FOR PARKSIDE COTTAGE AT PARK HOUSE FARM, ASENBY

DRAWING:

PROPOSED SITE PLAN
PLANNING DRAWING

| | |
|-------------------|----------------|
| SCALE: 1:500 apx. | PAPER: A3 SIZE |
| DRAWN: SPM | DATE: OCT 2021 |
| DRWG NO: A002-03 | REVISION: A |

SPM ARCHITECTURAL SERVICES
DESIGNS

☎ 07784 720 877
✉ spmdesigns@hotmail.co.uk