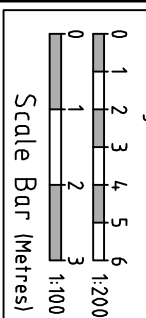


Notes

1. All Dimensions in Millimeters
2. All Material And Finishes Of The External Walls And Roof Of The Development To Match The Original Dwelling House



Client
 Xin

Site Address
 69 Wordsworth Road
 Welling
 DA16 3NT

Project Description
 Single Storey Rear
 and Side Extension
 and Garage Conversion

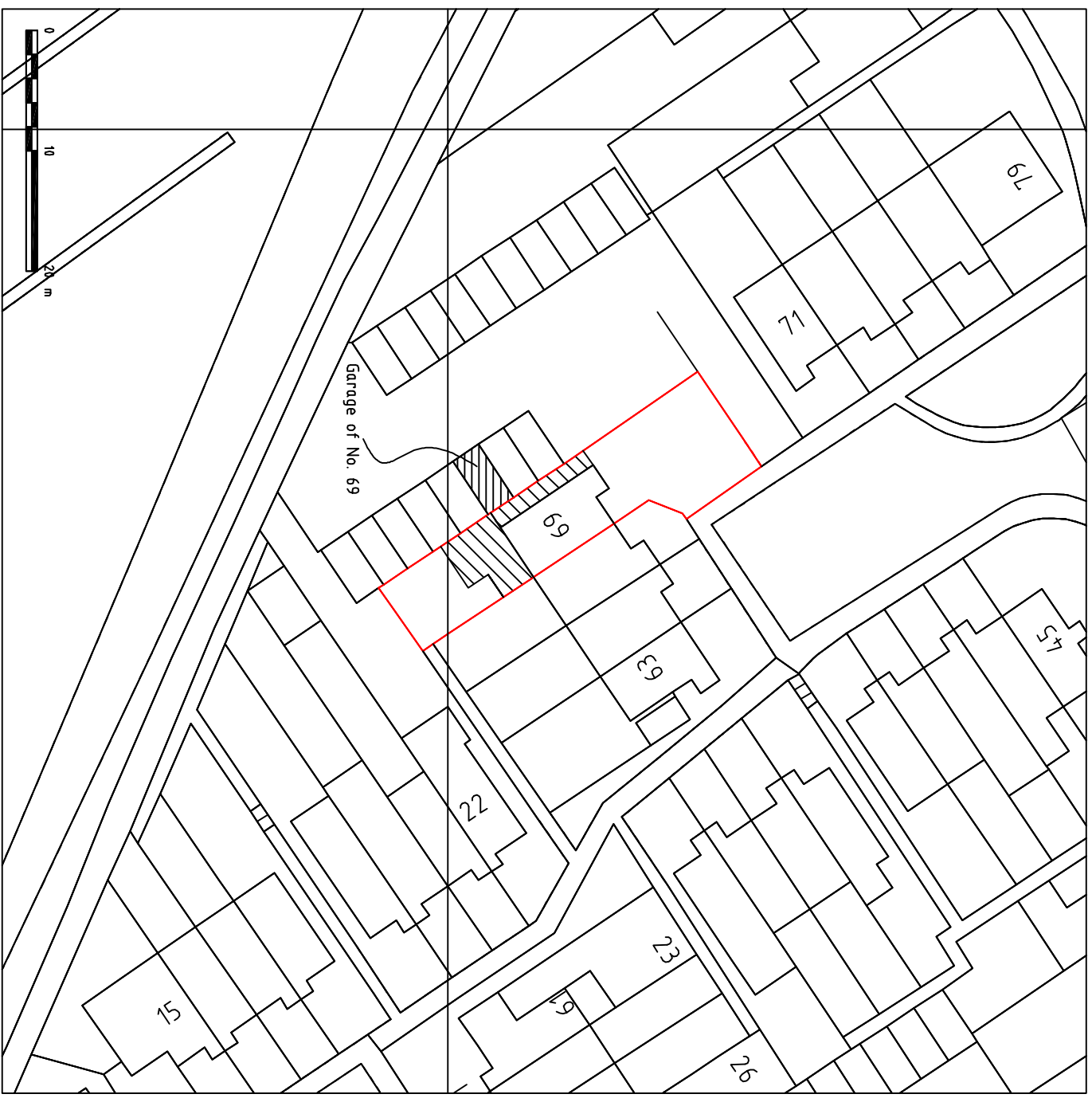
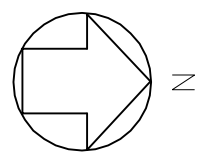
Drawing Description
 As-Build Block Plans

| Date Issued | Revision Suffix |
|-------------|-----------------|
| 15/6/2020 | □□□□□□ |
| Rev Date | □□□□□□ |

Drawing Status
 Planning

Drawing Number
 BX/69WR/P/07

Our Reference No
 Local Authority Reference No



AS-BUILD BLOCK/SITE PLAN
 AREA 90m x 90m
 SCALE: 1:500 on A3



545300

545300

176600

176600

Drawn By
 Jade

CHECKED BY
 Lenn

The Drawing is ©MKSummer Ltd. This drawing may not be copied by any third parties without prior written permission. This drawing is prepared for the purpose of obtaining planning permission or Building Regulations approval or as stated in the Drawing Status Box only and not intended for any other use. do not constitute as full working drawings. All construction work carried out prior to receiving all necessary approvals for planning or building regulations is entirely at the householders / Client risk. All building work to be completed to the satisfaction of the local authority building control officer and in accordance with current building regulations and as such additional unforeseen building works may be required on site. Copies from this drawing are not to be scaled. All dimensions in millimeters. This drawing is to be checked on site by the contractor prior to commencement of work. All omissions and discrepancies to be reported to lenn@mksummer.co.uk immediately. The contractor shall inspect all adjoining properties which may be affected by the works and record and report to the owner and defects. The contractor shall be entirely responsible for the security, strength and stability of the building during the course of the works.

A3

Scale As Stated