

NOTES

ALL DIMENSIONS ARE TO BE CHECKED ON SITE. ANY DISCREPANCIES ARE TO BE VERIFIED WITH THE ARCHITECT BEFORE PROCEEDING WITH THE WORKS.

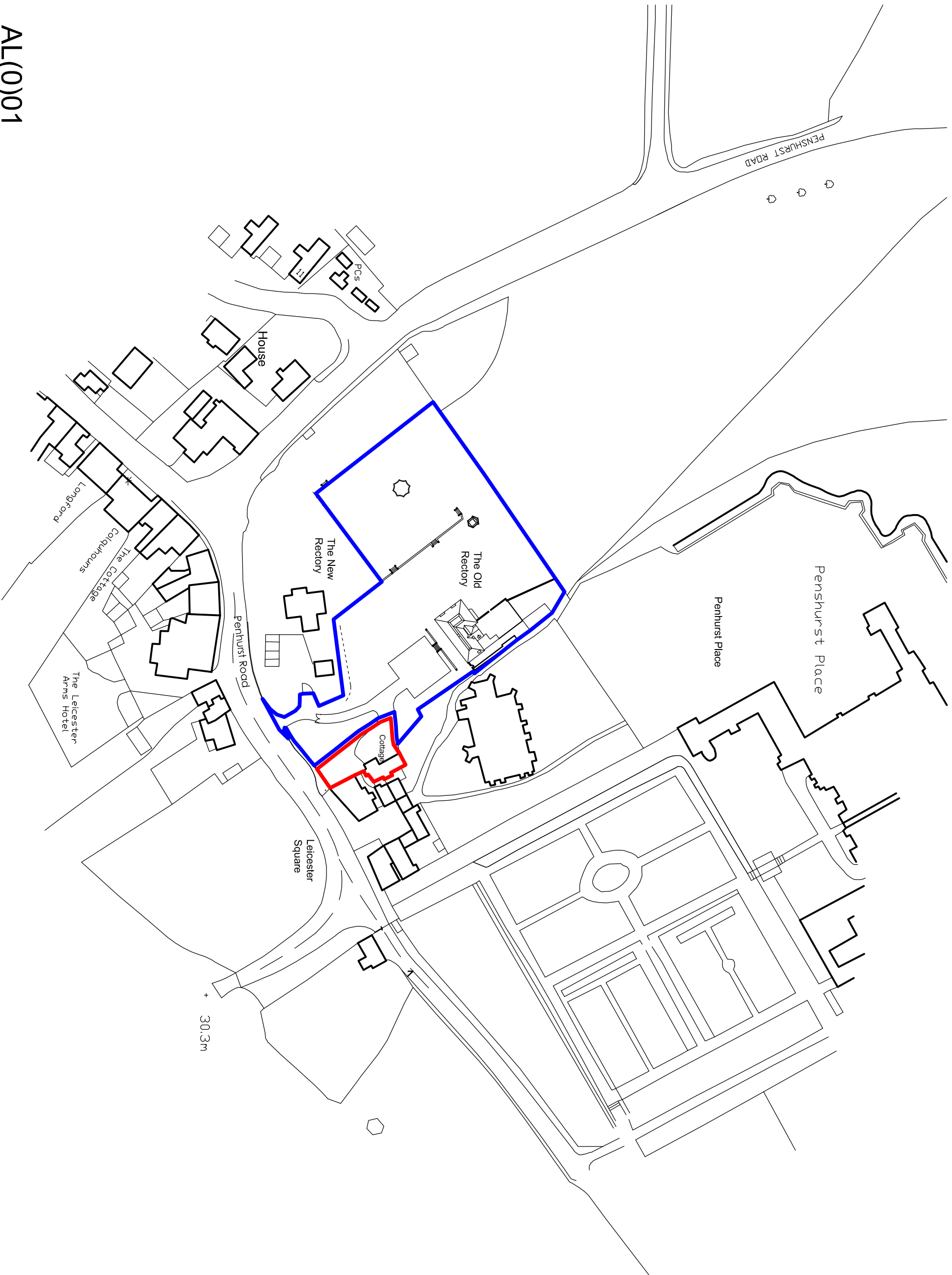
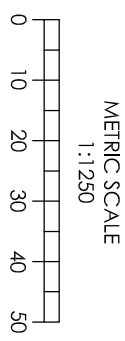
WHERE ITEMS ARE COVERED BY DRAWINGS OF A DIFFERENT SCALE THE LARGER SCALE DRAWINGS ARE TO BE WORKED TO.

DO NOT SCALE OFF DRAWINGS. FIGURED DIMENSIONS TO BE WORKED TO IN ALL CASES.

ALL DIMENSIONS INDICATED ARE STRUCTURAL UNLESS STATED OTHERWISE.

THIS DRAWING IS TO BE READ IN CONJUNCTION WITH ALL OTHER GENERAL ARRANGEMENT DRAWINGS, DETAILS AND SPECIFICATIONS.

ALL WORKS TO COMPLY WITH THE REQUIREMENTS OF BUILDING REGULATIONS 1991 AND SUBSEQUENT AMENDMENTS.



Issue	Initials & date	modification

DRAWING TYPE
PLANNING

PROJECT TITLE
The Cottage, The Old Rectory
Penshurst, Tonbridge
Kent, TN11 8BN

CLIENT
Mr & Mrs Wadley

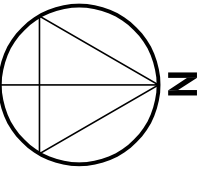
DRAWING TITLE
Location Plan
As Existing

date	scales	size	drawn by
MAY 20	1:1250	A3	JRG
job no.	PHC-117-18	drawing no.	AL(0)01
		revision no.	*



Chartered Architects Email: enquiries@cymaarchitects.co.uk
Website: www.cymaarchitects.co.uk

© 2009 Cyma Architects Ltd.
THIS DOCUMENT IS CONFIDENTIAL. THE DOCUMENT COPYRIGHT AND ANY PERSONS RIGHT THEREIN IS RESERVED. NO PART OF THIS DOCUMENT MAY BE REPRODUCED OR TRANSMITTED IN ANY FORM OR BY ANY MEANS, ELECTRONIC OR MECHANICAL, INCLUDING PHOTOCOPYING, RECORDING, OR BY ANY INFORMATION STORAGE AND RETRIEVAL SYSTEM, WITHOUT THE WRITTEN PERMISSION OF CYMA ARCHITECTS LTD.
COPYRIGHT ACKNOWLEDGEMENT
THE COPYRIGHT OF THE DRAWING IS RESERVED AND DESCRIBED BELOW.
OS maps



AL(0)01
LOCATION PLAN
AS EXISTING
SCALE 1:1250