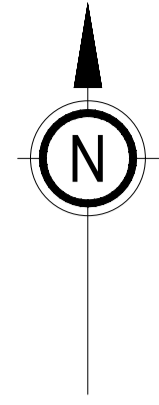
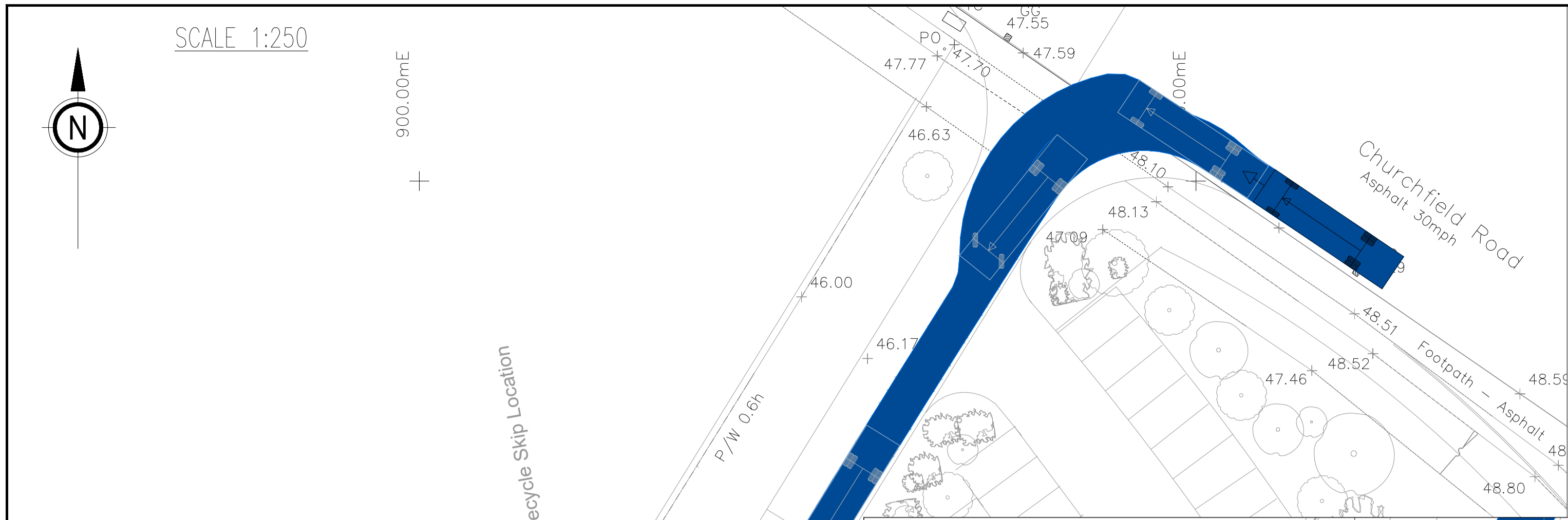



SCALE 1:250



900.00mE



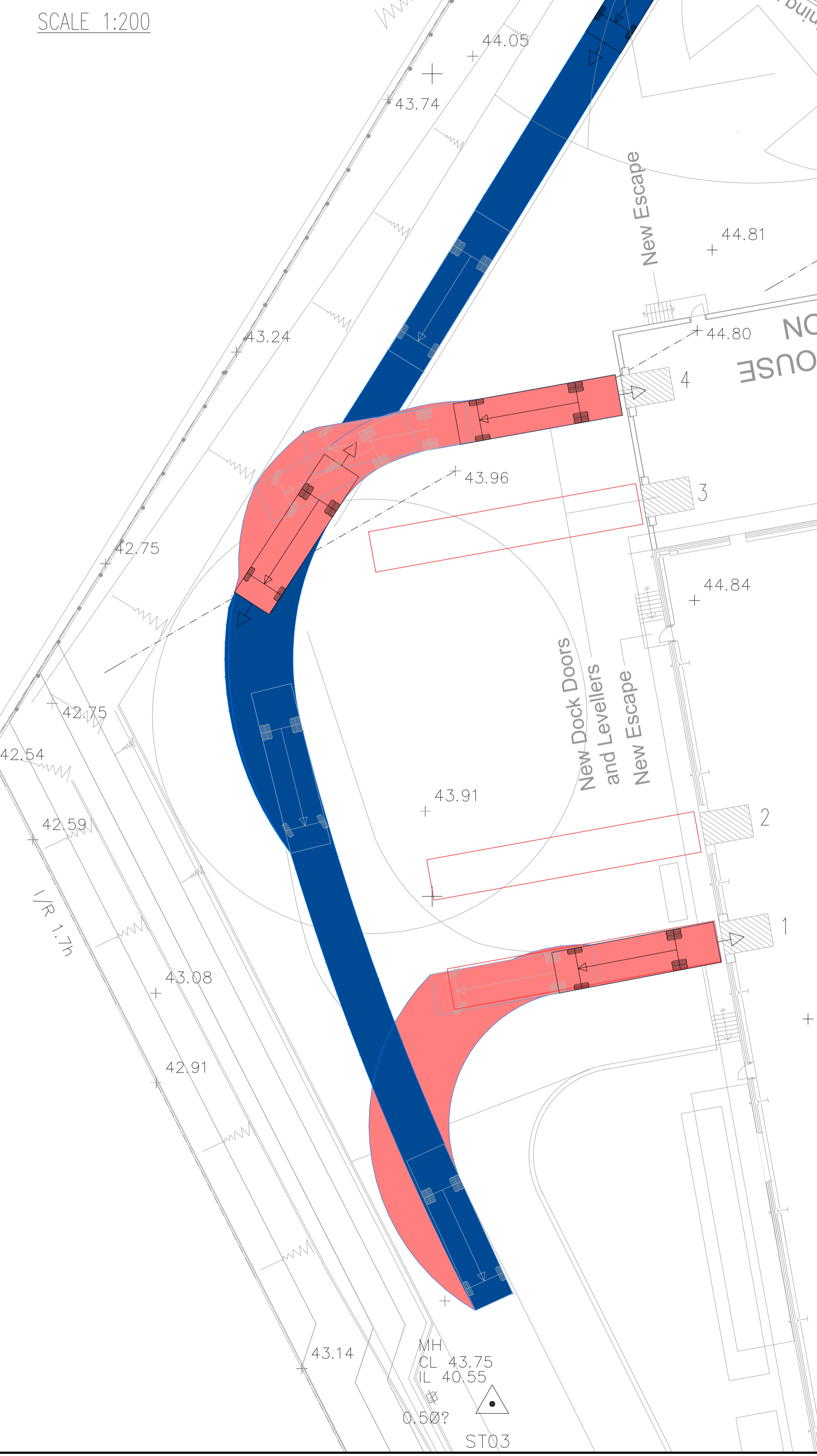
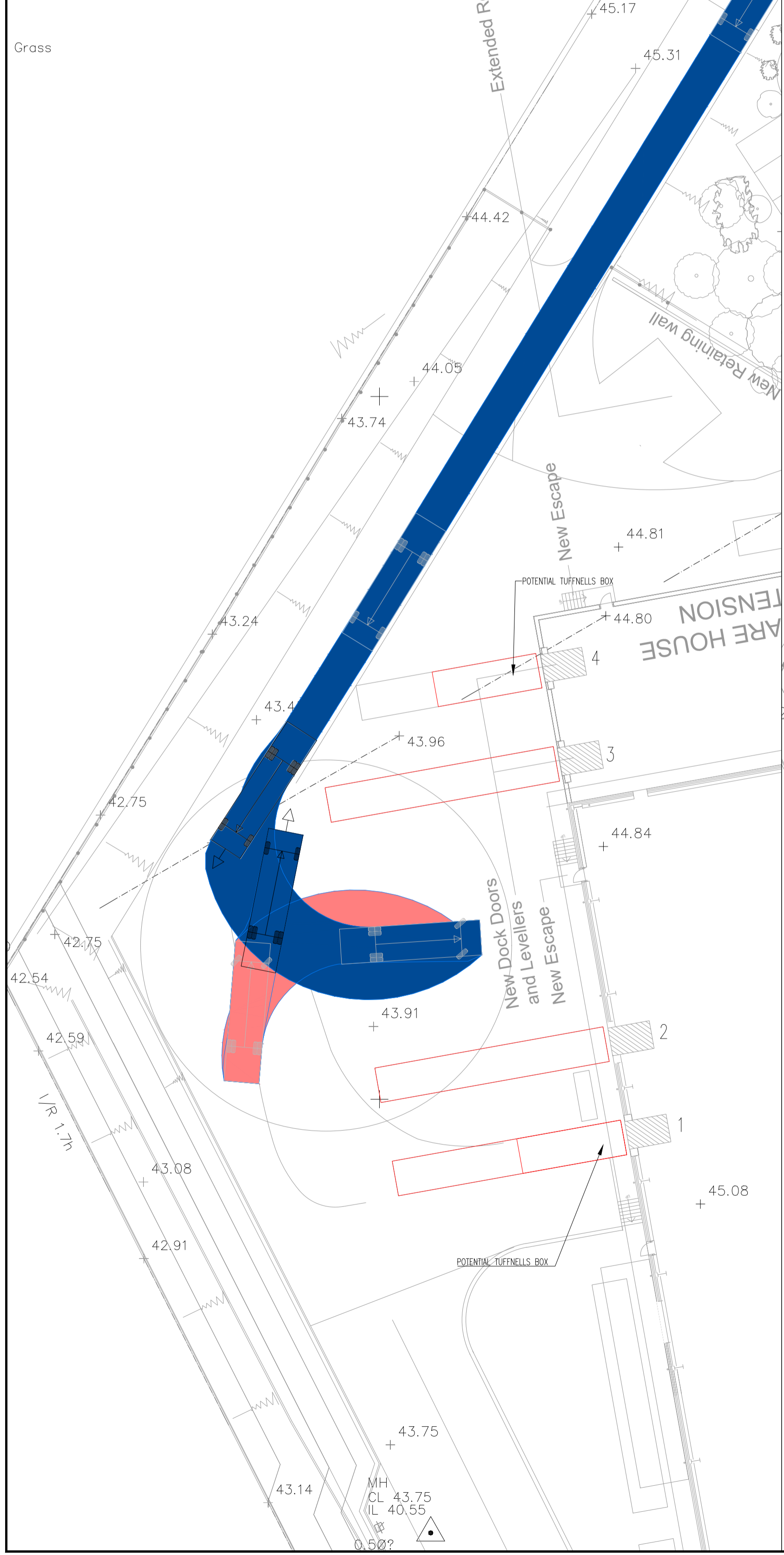
KEY:



Vehicle name: HGV Rigid Vehicle (FTA 1998)
 Description: Designing for deliveries, FTA 1998
 Overall length (m): 10,000
 Overall width (m): 2,500
 Maximum track width (m): 2,470
 Kerb to kerb radius (m): 11,000

SCALE 1:100

- GENERAL
- DO NOT SCALE THIS DRAWING. ALL DIMENSIONS ARE IN METRES UNLESS OTHERWISE NOTED. ANY DISCREPANCIES ARE TO BE RECORDED AND REPORTED TO THE ENGINEERS IMMEDIATELY.
 - THIS DRAWING IS TO BE READ IN CONJUNCTION WITH ALL OTHER ENGINEERS AND ARCHITECTS DRAWINGS AND THE SPECIFICATION.
 - ANY EXISTING DETAILS WHICH ARE SHOWN ON THIS DRAWING ARE FOR GUIDANCE ONLY AND ARE TO BE CHECKED ON SITE BY THE CONTRACTOR. ANY VARIATIONS ARE TO BE RECORDED AND REPORTED TO THE ENGINEER IMMEDIATELY.



Rev	Revision Notes	Des	App'd	Date

INGENT
 CONSULTING ENGINEERS
 Unit 10 Brightwell Barns, Waldringfield Road, Brightwell, Suffolk, IP10 0BJ
 Tel: 01473 598038 --- www.ingent.co.uk --- email: info@ingent.co.uk

worksafe consultant SSSIP SAFETY SCHEMES IN PROGRESS COMS safety scheme

PRELIMINARY

Project: WILLIAM ARMES CHURCH FIELD ROAD, SUDBURY

Drawing Title: RIGID HGV TRACKING

Client: ROSCO CONSTRUCTION	Date: AUG 2021
Drawn: TS	Designed: TS
Checked: RGW	Approved: RGW

Scale: As Shown

Project No: 2108-607	Drawing No & Revision: 151	Size: A1
----------------------	----------------------------	----------