










Woodland

-  Boundary to our land
-  Boundary of neighbouring land
-  Proposed new entrance with galvanised farm gate
-  Sight lines - set back 2.5m from road, angle based on a distance of 70m in each direction
-  Hedge to be removed
-  Hedges to be trimmed to < 1 metre high
-  Hedges to be trimmed to < 1 metre high
-  Hedges to be trimmed to < 1 metre high
-  Area of hard standing made up from 40mm granular infill as required, but to minimum of 150mm topped with appropriate layer of fine scalpings and compacted

**Scale 1:200**