

## Planning Application Reference: PP-10271975

### Details

Applicants: Angus and Alison Fosten

Address: 18 Trevone Crescent, St Austell, Cornwall PL25 5ED

Te [REDACTED]

Email: [REDACTED]

### Overview

We have a group of 11 trees in our garden which we believe to be covered by a Tree Preservation Order that was implemented in 1987 as part of the development of houses in Trevone Crescent.

There has been a history of previous successful planning applications for work on the trees by previous owners.

The trees need maintenance to remove dead branches and we would like to carry out a crown lift on some and removal of overhanging branches on others.

We believe the work will be beneficial to the trees and will have no detrimental impact on the amenity value of the trees.

The TPO document – C2/65 refers to a tree T1, which was removed in the late 1990's prior to our house being built. The document also refers to an area A1, the trees in this application appear to lie in this area.

The trees in question are: 1x Turkey Oak, 5x Oak, 5x Beech. Details are provided below of the proposed work.

We have consulted 2 tree surgeons and they have recommended similar amounts of work on the trees to ensure future health of the trees whilst maintaining the amenity value. We want to remove some the lower branches to improve light our garden and allow plants underneath to flourish, we also want to remove the dead branches which are a hazard when walking in the garden.

The varied and relatively minor nature of most of the work makes stating a fixed height for the lift difficult at this stage.

### Site Visit

It is assumed that a visit to our garden will be necessary to review our application – it is difficult to provide photographs which allow separation of the trees to an extent where the work can fully be detailed.

Further details can be provided if requested after the visit.



Tree 1: Oak


Limited work required, removal of dead branches which create a hazard to anyone walking under the tree.





## Tree 2: Oak

Limited work required, removal of dead branches which create a hazard to anyone walking under the tree. Tree growth is biased towards the downhill side and overhangs neighbour's garden






### Tree 3: Turkey Oak

#### Removal of dead branches

Crown lift and balancing of limbs to remove the branches which are drooping close to the garage. The tree is show early signs of decay at the base of the trunk, whilst this is not currently causing concern management of the weight and balance of the tree is felt to be prudent.

We have consulted a couple of tree surgeons, and both raised the hollowing out of the trunk – whilst not extensive at this time the tree is weakened meaning that removal of lower branches and deadwood, and balancing the load on the trunk is advisable





Tree 4: Beech

Tidying of fronds on trunk, removal of dead branches if any





Tree 5: Beech

Minor maintenance and removal of dead branches if any





Tree 6: Beech

Tidying of fronds on trunk, removal of dead branches if any





Tree 7: Beech


Crown lift and removal of dead branches. To include branches overhanging the garden towards the house





## Tree 8: Beech


Crown lift and removal of dead branches. To include branches overhanging the summer house







## Tree 9: Beech

Crown lift and reduction of the spread of the tree, and removal of dead branches. To include branches overhanging the garden towards the house, summer house and planting area underneath.



Lower branches to be removed to lift crown



Potential trunk split – management of the weight of the tree required to help prevent failure of the trunk




Removal of lower limbs to aid Trees 9 and 10 to grow



Tree 10: Oak

Crown lift and reduction of the spread of the tree. To include branches overhanging the summer house



Drooping lower branches  
to be removed



Tree 11: Beech

Tidying of fronds on trunk, removal of dead branches if any

