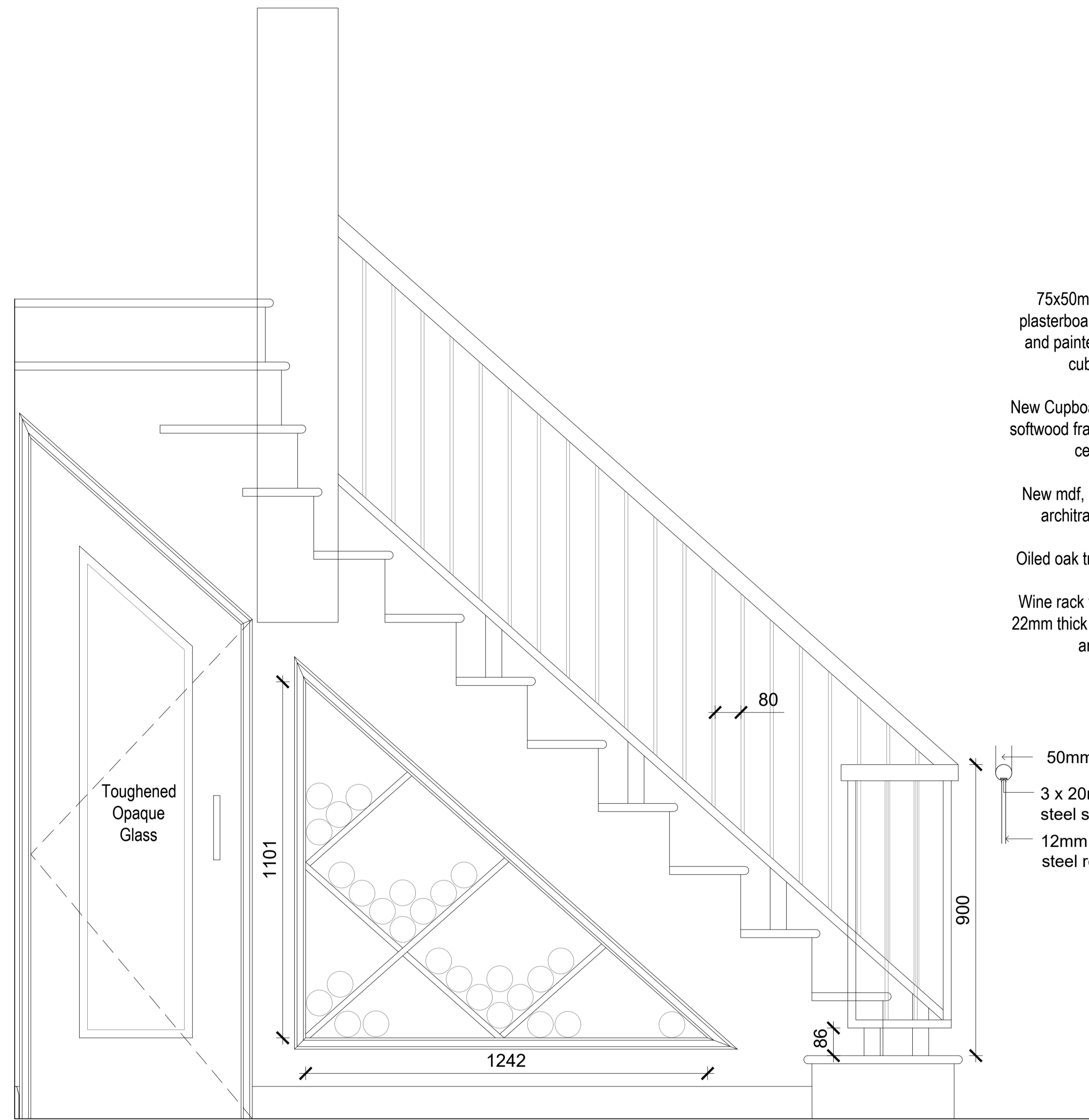


NOTES:
 Do Not Scale.
 Report all discrepancies, errors and omissions.
 Verify all dimensions on site before commencing any work on site or preparing shop drawings.
 All materials, components and workmanship are to comply with the relevant British Standards, Codes of Practice, and appropriate manufacturers recommendations that from time to time shall apply.
 For all specialist work, see relevant drawings.
 This drawing and design are copyright of Clague LLP
 Registration number OC335948.

Rev	Date	Description
-----	------	-------------



75x50mm stud walls with plasterboard and skim, primed and painted, to the proposed cupboard space.

New Cupboard door with 150mm softwood frame and frosted glass central panel.

New mdf, primed and painted architraves and skirting.

Oiled oak treads with tile risers.

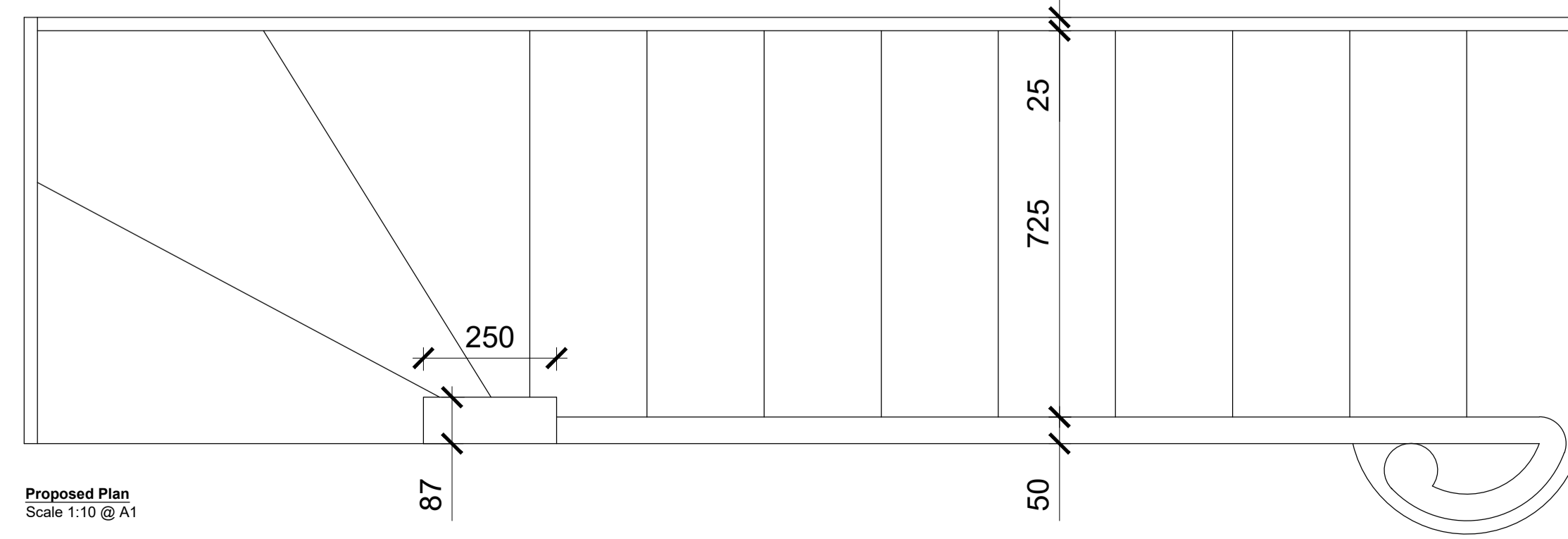
Wine rack to be constructed of 22mm thick MDF boards, primed and painted.

50mm Ø Oak handrail
 3 x 20mm PPC flat mild steel support for handrail
 12mm Ø PPC mild steel rod baluster

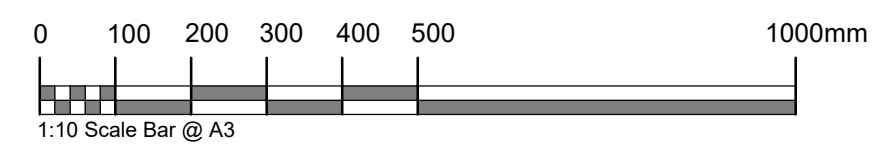
Proposed Elevation
 Scale 1:10 @ A1



Proposed Storage Plan
 Scale 1:10 @ A1



Proposed Plan
 Scale 1:10 @ A1



Project Title
21 Queen's Grove
 London
 City of Westminster
 NW8 6EL

Drawing Description
Proposed Joinery Details
 Stair and Storage

Scale	Drawn by
1:10 @ A1	BW
Date	Checked by
Sept 2021	GE

CLAGUE ARCHITECTS

62 Burgate, Canterbury Kent CT1 2BH	01227 762060
2 Kinsbourne Court, Luton Road, Harpenden, Hertfordshire AL5 3BL	01582 765102
8, Disney Street London SE1 1JF	0203 597 6112
CANTERBURY	LONDON
	HARPENDEN

Drawing Number	Revision
30148A_316	